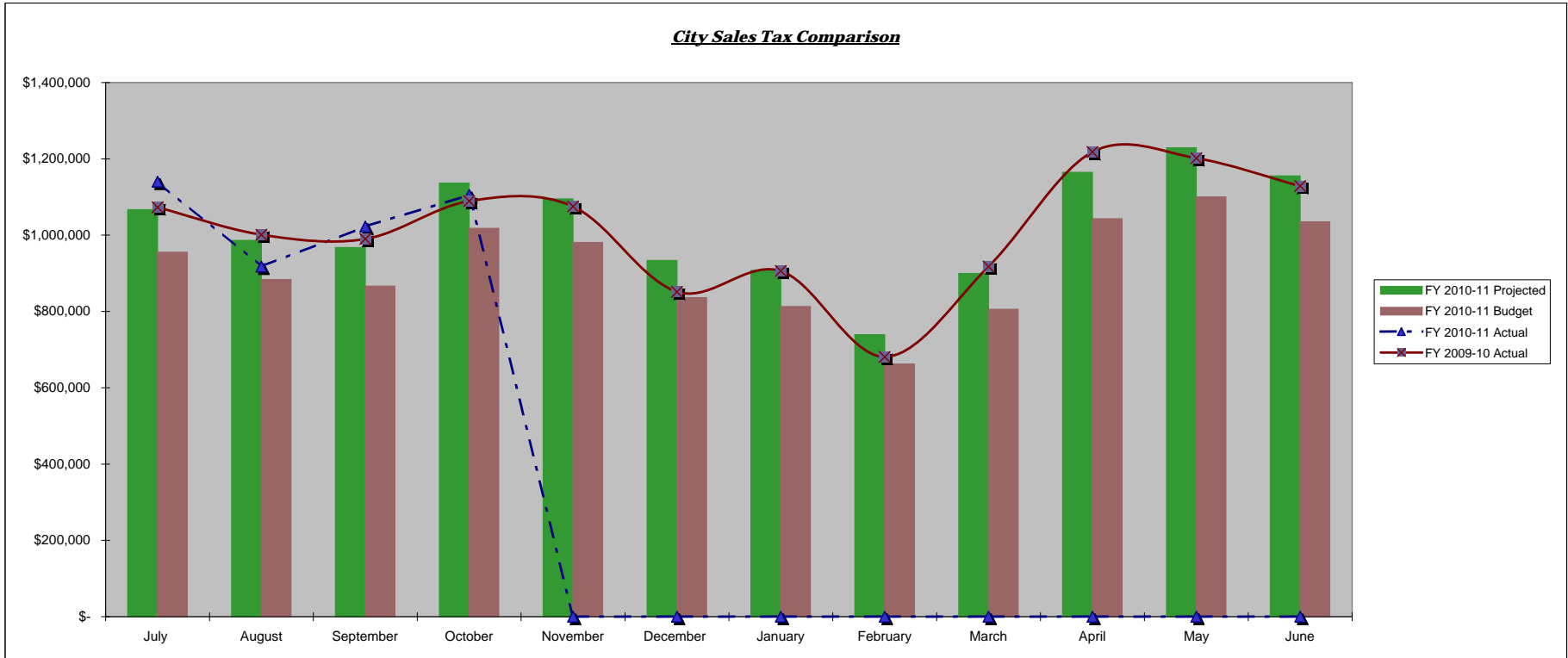


City of Sedona
Sales Tax Worksheet*
September 30, 2010

Month	FY 2001	FY 2002	FY 2003	FY 2004	FY 2005	FY 2006	FY 2007	FY 2008	FY 2009	FY 2010	2011 Budget	2011 Collections	Budget Variance	% Change from 2010	% Change from Budget
July	896,544	933,022	949,697	987,755	1,021,011	1,181,174	1,069,178	1,253,632	1,252,755	1,073,215	955,150	1,140,395	185,245	5.89%	16.24%
August	806,622	883,457	812,892	938,115	1,043,646	1,095,421	1,058,491	1,230,340	1,090,523	1,001,376	883,209	917,875	34,666	-9.10%	3.78%
September	815,464	861,455	842,239	957,697	972,637	1,049,959	1,032,607	1,137,149	1,017,988	990,181	866,196	1,022,615	156,418	3.17%	15.30%
October	901,601	852,214	948,253	937,372	1,090,521	1,139,917	1,178,952	1,155,616	1,601,792	1,089,433	1,017,566	1,105,755	88,189	1.48%	7.98%
November	946,365	980,338	977,970	1,053,186	1,116,598	1,331,960	1,331,215	1,361,830	1,191,160	1,075,186	980,482	0	0	0.00%	0.00%
December	829,897	769,014	847,479	999,121	944,662	1,074,367	1,156,793	1,132,785	963,540	851,434	835,972	0	0	0.00%	0.00%
January	812,928	799,021	882,138	830,649	918,105	1,052,208	1,092,120	1,026,332	938,932	906,327	812,648	0	0	0.00%	0.00%
February	643,032	662,146	736,372	748,373	739,579	810,751	918,581	909,590	731,583	681,004	661,648	0	0	0.00%	0.00%
March	748,564	799,602	771,127	859,229	880,416	1,102,828	1,076,654	985,533	1,027,075	917,669	805,420	0	0	0.00%	0.00%
April	881,747	1,035,541	1,087,984	1,147,949	1,153,061	1,316,931	1,383,320	1,406,892	1,130,233	1,218,124	1,042,696	0	0	0.00%	0.00%
May	997,709	1,094,861	1,084,585	1,167,307	1,214,920	1,371,983	1,452,116	1,345,307	1,414,982	1,201,785	1,100,020	0	0	0.00%	0.00%
June	1,038,580	980,892	1,060,217	1,155,541	1,182,999	1,370,439	1,415,780	1,309,472	1,172,116	1,128,769	1,034,537	0	0	0.00%	0.00%
Refund															
Total	\$10,319,052	\$10,651,562	\$11,000,954	\$11,782,294	\$12,278,155	\$13,897,940	\$14,165,807	\$14,254,478	\$13,532,679	\$12,134,503	\$10,995,545	\$4,186,640	464,519	0.77%	11.10%

cumulative averages

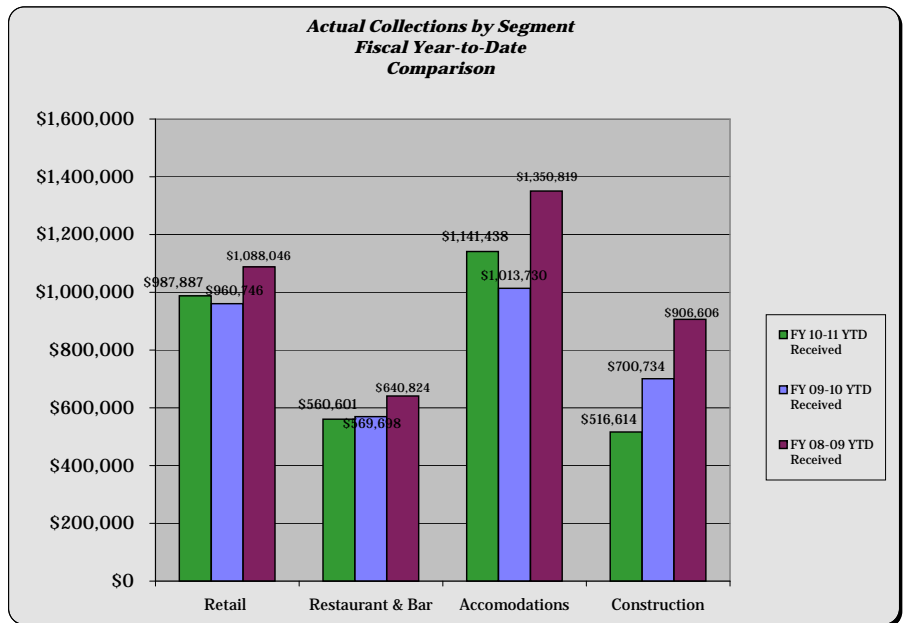
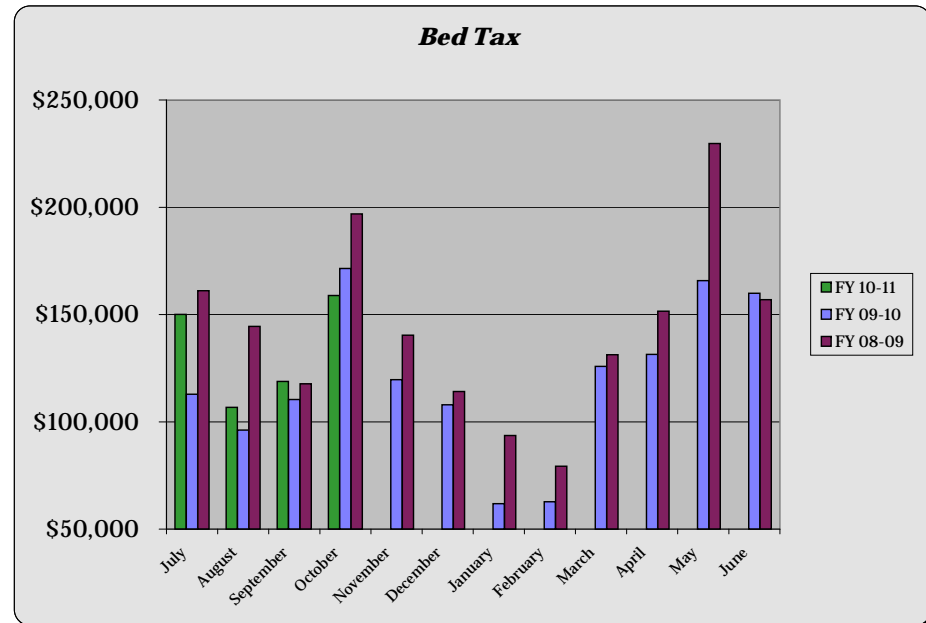
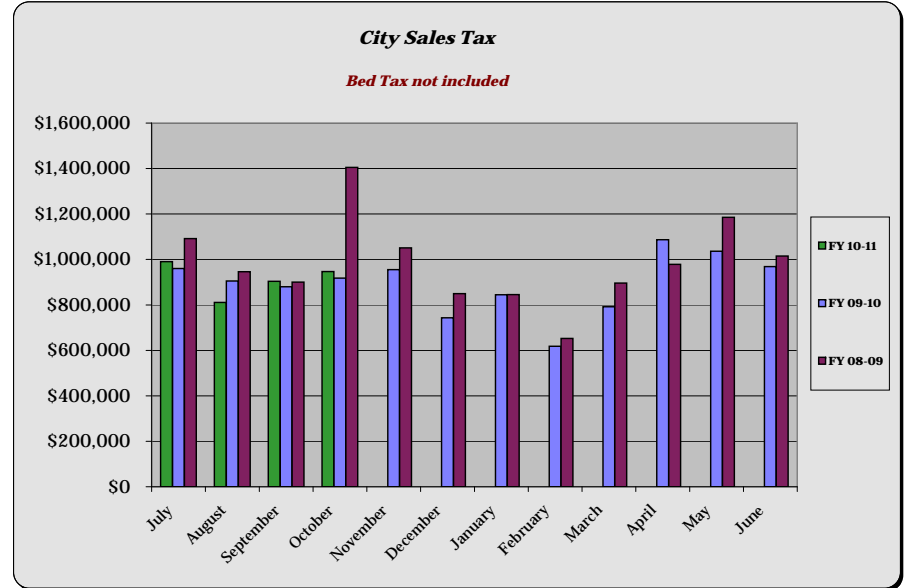
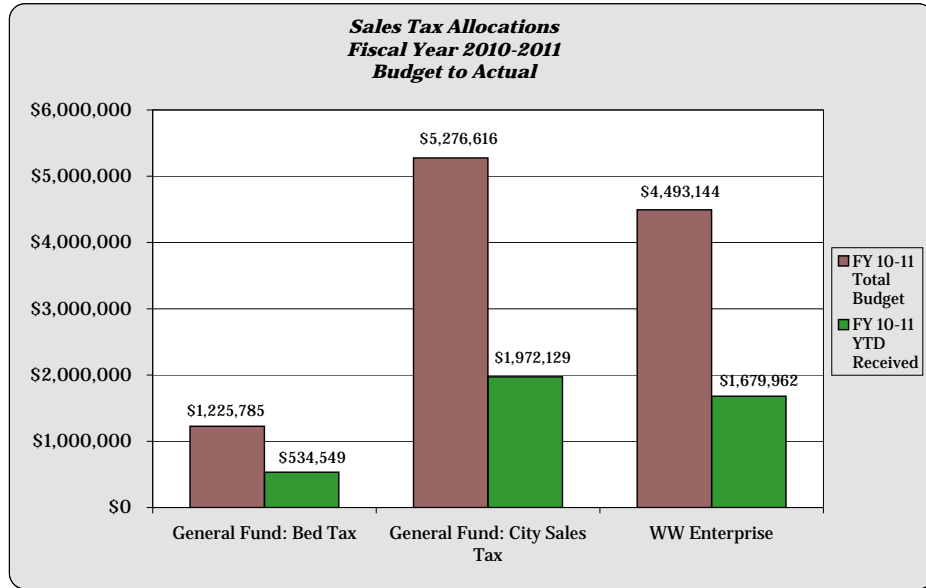
* Bed tax is included due to reporting inconsistencies by vendors.
 ** The fiscal year is July 1 through June 30.



City of Sedona

Sales Tax Worksheet*

September 30, 2010



10/31/20

**ARIZONA DEPARTMENT OF REVENUE
2010-2011**

	% Inc/Dec	GENERAL FUND BED TAX	% Inc/Dec	GEN. FUND CITY SALES TAX	% Inc/Dec	WW FUND CITY SALES TAX	% Inc/Dec	TOTAL CITY SALES TAX	Month collected for:
July	24.79%	\$150,105.76	3.03%	\$534,756.42	3.03%	\$455,533.25	5.89%	\$1,140,395.43	June
August	9.92%	\$106,759.77	-11.60%	\$438,002.43	-11.60%	\$373,113.19	-9.10%	\$917,875.39	July
September	7.09%	\$118,808.29	2.66%	\$488,055.41	2.66%	\$415,750.90	3.17%	\$1,022,614.60	August
October	-7.94%	\$158,875.61	3.06%	\$511,314.76	3.06%	\$435,564.42	1.48%	\$1,105,754.79	September
November								\$0.00	October
December								\$0.00	November
January								\$0.00	December
February								\$0.00	January
March								\$0.00	February
April								\$0.00	March
May								\$0.00	April
June								\$0.00	May
TOTAL 10-11		\$534,549.43		\$1,972,129.02		\$1,679,961.76		\$4,186,640.21	
TOTAL 09-10		\$490,928.32		\$1,978,169.29		\$1,685,107.18		\$4,154,204.79	
DIFFERENCE		\$43,621.11		(\$6,040.27)		(\$5,145.42)		\$32,435.42	
% INCR/DECR		8.16%		-0.31%		-0.31%		0.77%	

	% Inc Dec	STREETS FUND HURF	% Inc Dec	STREETS FUND LTAF	% Inc Dec	GEN. FUND STATE SALES TAX	% Inc Dec	GEN. FUND INCOME TAX
July	-10.62%	\$77,002.92	0.00%	\$0.00	-2.41%	\$65,942.52	-32.64%	\$88,694.69
August	1.55%	\$82,039.96	0.00%	\$0.00	-2.81%	\$62,515.17	-32.64%	\$88,694.47
September	-6.88%	\$74,926.19	0.00%	\$0.00	-0.83%	\$64,809.88	-32.64%	\$88,694.47
October	0.70%	\$73,234.16	0.00%	\$0.00	3.54%	\$65,995.08	-32.65%	\$88,694.47
November								
December								
January								
February								
March								
April								
May								
June								
TOTAL 10-11		\$307,203.23		\$0.00		\$259,262.65		\$354,778.10
TOTAL 09-10		\$318,749.83		\$17,694.66		\$260,812.76		\$470,598.41
DIFFERENCE		(\$11,546.60)		(\$17,694.66)		(\$1,550.11)		(\$115,820.31)
% INCR/DECR		-3.76%		0.00%		-0.60%		-32.65%

\$5,107,884.19

TOTAL 09-10 \$5,222,060.45
DIFFERENCE (\$114,176.26)
% INCR/DECR -2.24%