

**City of Sedona**

**Sales Tax Worksheet\***

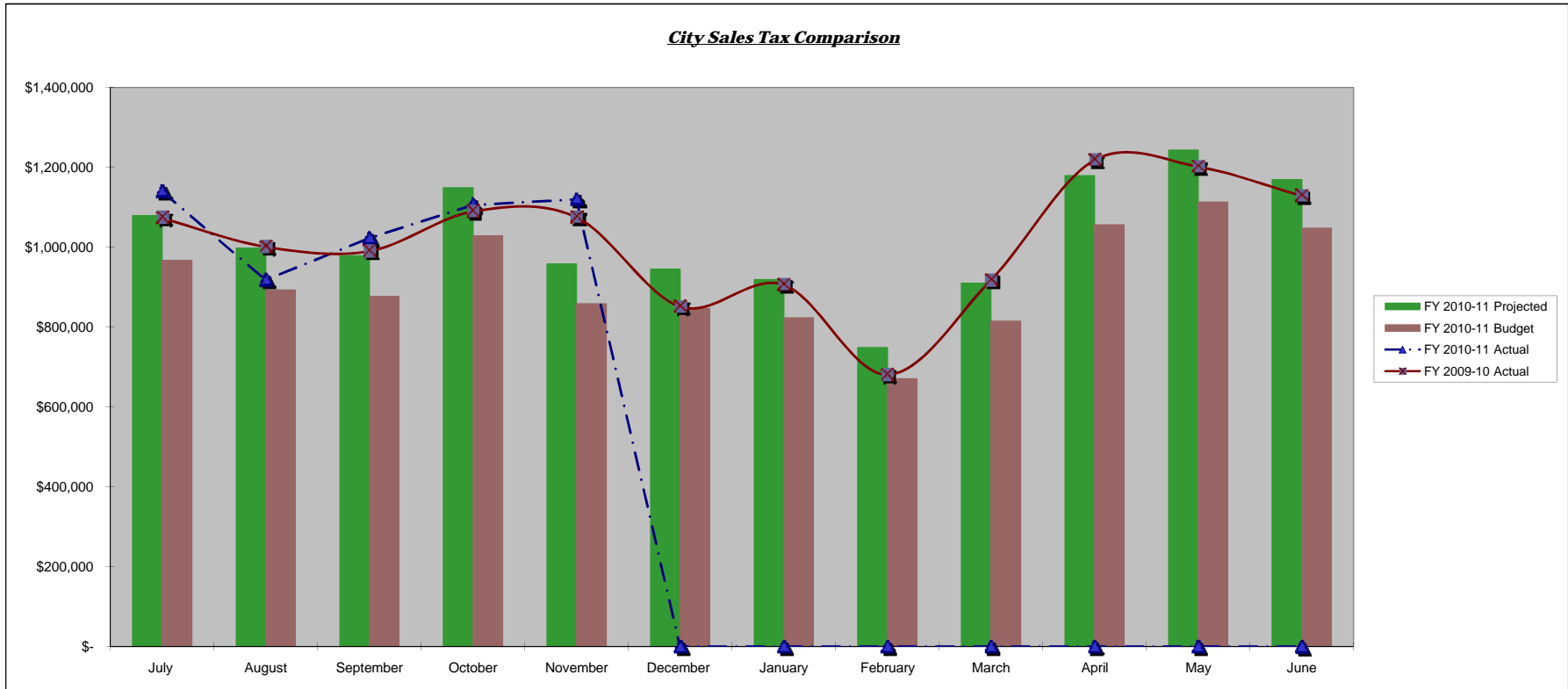
**November 30, 2010**

Month	FY 2001	FY 2002	FY 2003	FY 2004	FY 2005	FY 2006	FY 2007	FY 2008	FY 2009	FY 2010	2011 Budget	2011 Collections	Budget Variance	% Change from 2010	% Change from Budget
<b>July</b>	896,544	933,022	949,697	987,755	1,021,011	1,181,174	1,069,178	1,253,632	1,252,755	1,073,215	966,682	1,140,395	173,714	5.89%	15.23%
<b>August</b>	806,622	883,457	812,892	938,115	1,043,646	1,095,421	1,058,491	1,230,340	1,090,523	1,001,376	893,251	917,875	24,624	-9.10%	2.68%
<b>September</b>	815,464	861,455	842,239	957,697	972,637	1,049,959	1,032,607	1,137,149	1,017,988	990,181	876,574	1,022,615	146,040	3.17%	14.28%
<b>October</b>	901,601	852,214	948,253	937,372	1,090,521	1,139,917	1,178,952	1,155,616	1,601,792	1,089,433	1,028,990	1,105,755	76,765	1.48%	6.94%
<b>November</b>	520,198	852,214	443,132	937,372	1,116,598	1,331,960	1,331,215	1,361,830	1,191,160	1,075,186	858,215	1,119,830	261,615	3.99%	23.36%
<b>December</b>	829,897	769,014	847,479	999,121	944,662	1,074,367	1,156,793	1,132,785	963,540	851,434	846,480	0	0	0.00%	0.00%
<b>January</b>	812,928	799,021	882,138	830,649	918,105	1,052,208	1,092,120	1,026,332	938,932	906,327	823,199	0	0	0.00%	0.00%
<b>February</b>	643,032	662,146	736,372	748,373	739,579	810,751	918,581	909,590	731,583	681,004	670,557	0	0	0.00%	0.00%
<b>March</b>	748,564	799,602	771,127	859,229	880,416	1,102,828	1,076,654	985,533	1,027,075	917,669	814,890	0	0	0.00%	0.00%
<b>April</b>	881,747	1,035,541	1,087,984	1,147,949	1,153,061	1,316,931	1,383,320	1,406,892	1,130,233	1,218,124	1,055,937	0	0	0.00%	0.00%
<b>May</b>	997,709	1,094,861	1,084,585	1,167,307	1,214,920	1,371,983	1,452,116	1,345,307	1,414,982	1,201,785	1,113,263	0	0	0.00%	0.00%
<b>June</b>	1,038,580	980,892	1,060,217	1,155,541	1,182,999	1,370,439	1,415,780	1,309,472	1,172,116	1,128,769	1,047,508	0	0	0.00%	0.00%
<b>Refund</b>															
<b>Total</b>	\$9,892,885	\$10,523,438	\$10,466,116	\$11,666,480	\$12,278,155	\$13,897,940	\$14,165,807	\$14,254,478	\$13,532,679	\$12,134,503	\$10,995,545	\$5,306,470	682,759	1.45%	12.87%

cumulative averages

\* Bed tax is included due to reporting inconsistencies by vendors.

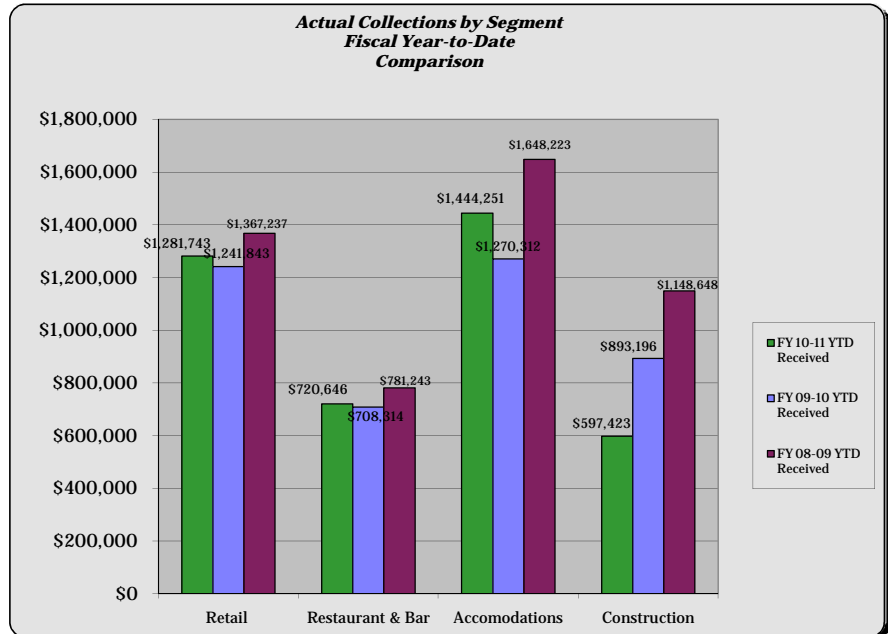
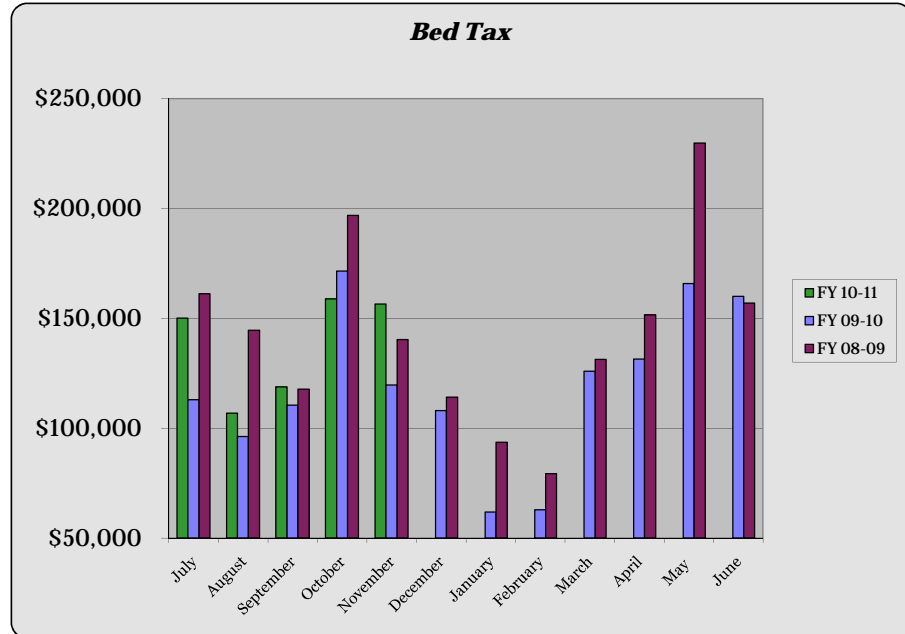
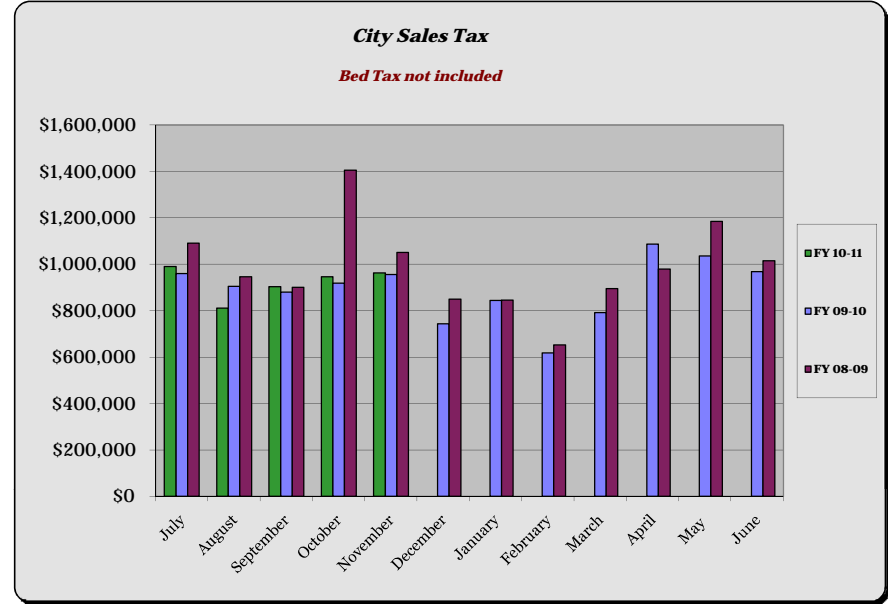
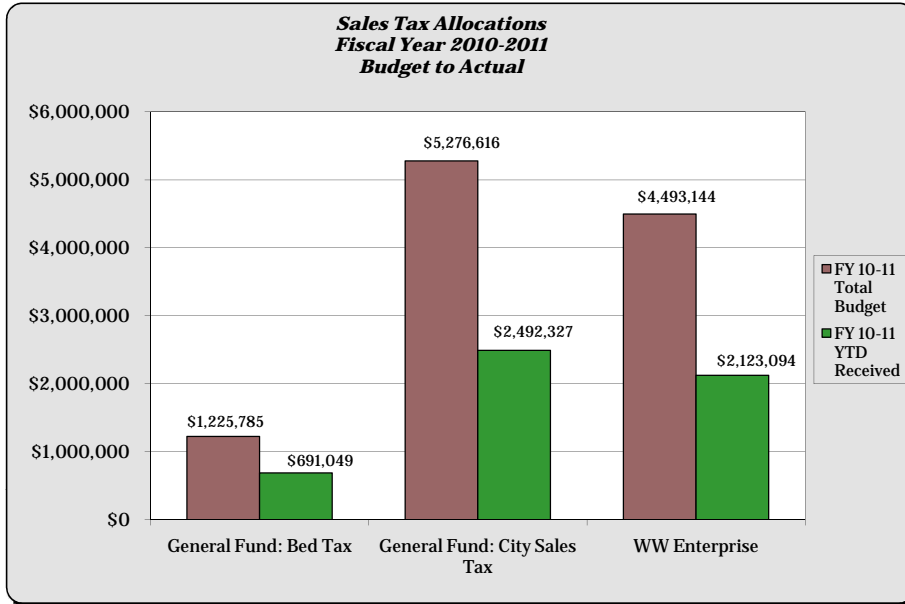
\*\* The fiscal year is July 1 through June 30.



**City of Sedona**

**Sales Tax Worksheet\***

**November 30, 2010**



11/30/2010

**ARIZONA DEPARTMENT OF REVENUE  
2010-2011**

	% Inc/Dec	GENERAL FUND BED TAX	% Inc/Dec	GEN. FUND CITY SALES TAX	% Inc/Dec	WW FUND CITY SALES TAX	% Inc/Dec	TOTAL CITY SALES TAX	Month collected for:
July	24.79%	\$150,105.76	3.03%	\$534,756.42	3.03%	\$455,533.25	5.89%	\$1,140,395.43	June
August	9.92%	\$106,759.77	-11.60%	\$438,002.43	-11.60%	\$373,113.19	-9.10%	\$917,875.39	July
September	7.09%	\$118,808.29	2.66%	\$488,055.41	2.66%	\$415,750.90	3.17%	\$1,022,614.60	August
October	-7.94%	\$158,875.61	3.06%	\$511,314.76	3.06%	\$435,564.42	1.48%	\$1,105,754.79	September
November	23.54%	\$156,499.92	0.81%	\$520,198.30	0.81%	\$443,131.88	3.99%	\$1,119,830.10	October
December								\$0.00	November
January								\$0.00	December
February								\$0.00	January
March								\$0.00	February
April								\$0.00	March
May								\$0.00	April
June								\$0.00	May
<b>TOTAL 10-11</b>		<b>\$691,049.35</b>		<b>\$2,492,327.32</b>		<b>\$2,123,093.64</b>		<b>\$5,306,470.31</b>	
TOTAL 09-10		\$610,587.30		\$2,494,153.74		\$2,124,649.49		\$5,229,390.53	
<b>DIFFERENCE</b>		<b>\$80,462.05</b>		<b>(\$1,826.42)</b>		<b>(\$1,555.85)</b>		<b>\$77,079.78</b>	
<b>% INCR/DECR</b>		<b>11.64%</b>		<b>-0.07%</b>		<b>-0.07%</b>		<b>1.45%</b>	

	% Inc Dec	STREETS FUND HURF	% Inc Dec	STREETS FUND LTAF	% Inc Dec	GEN. FUND STATE SALES TAX	% Inc Dec	GEN. FUND INCOME TAX
July	-10.62%	\$77,002.92	0.00%	\$0.00	-2.41%	\$65,942.52	-32.64%	\$88,694.69
August	1.55%	\$82,039.96	0.00%	\$0.00	-2.81%	\$62,515.17	-32.64%	\$88,694.47
September	-6.88%	\$74,926.19	0.00%	\$0.00	-0.83%	\$64,809.88	-32.64%	\$88,694.47
October	0.70%	\$73,234.16	0.00%	\$0.00	3.54%	\$65,995.08	-32.65%	\$88,694.47
November	2.10%	\$68,457.50	0.00%	\$0.00	1.83%	\$65,722.70	-32.65%	\$88,694.47
December								
January								
February								
March								
April								
May								
June								
<b>TOTAL 10-11</b>		<b>\$375,660.73</b>		<b>\$0.00</b>		<b>\$324,985.35</b>		<b>\$443,472.57</b>
TOTAL 09-10		\$385,767.84		\$22,360.42		\$325,331.03		\$588,251.52
<b>DIFFERENCE</b>		<b>(\$10,107.11)</b>		<b>(\$22,360.42)</b>		<b>(\$345.68)</b>		<b>(\$144,778.95)</b>
<b>% INCR/DECR</b>		<b>-2.69%</b>		<b>0.00%</b>		<b>-0.11%</b>		<b>-32.65%</b>

**\$6,450,588.96**

TOTAL 09-10 \$6,551,101.34  
 DIFFERENCE (\$100,512.38)  
 % INCR/DECR -1.56%