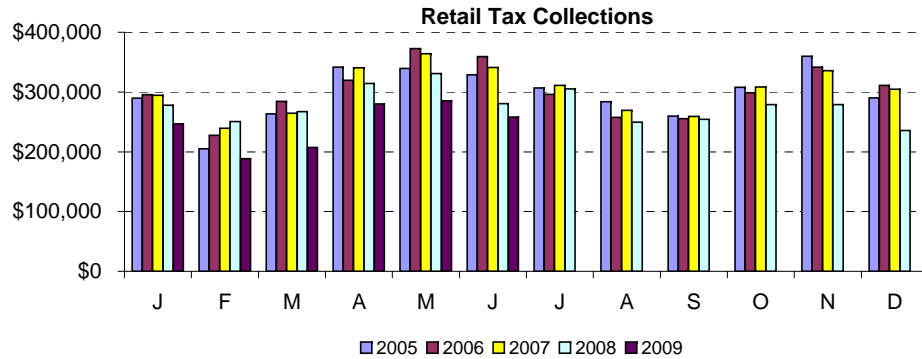


Actual Sales and Bed Tax Collections by Segment (rounded)

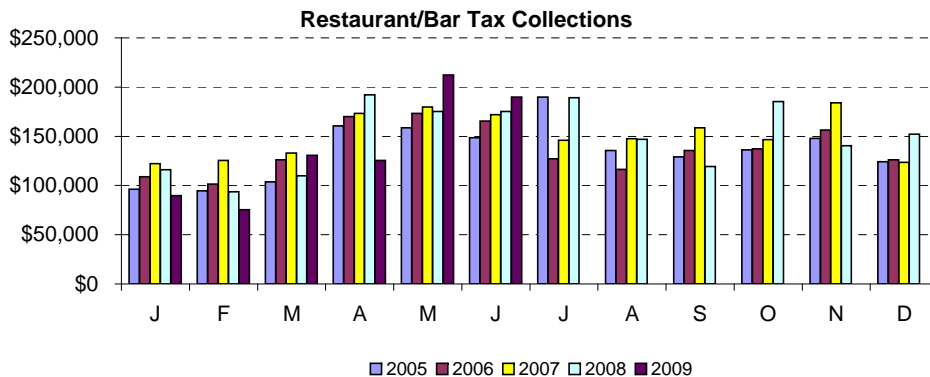
RETAIL

	<u>J</u>	<u>F</u>	<u>M</u>	<u>A</u>	<u>M</u>	<u>J</u>	<u>J</u>	<u>A</u>	<u>S</u>	<u>O</u>	<u>N</u>	<u>D</u>	<u>TOTAL</u>	<u>% CHANGE</u> <u>YOY</u>
2005	\$289,850	\$205,295	\$263,522	\$341,574	\$339,324	\$328,968	\$306,989	\$283,802	\$259,785	\$307,850	\$359,752	\$290,145	\$3,576,857	N/A
2006	\$295,586	\$227,518	\$284,420	\$319,546	\$372,779	\$359,429	\$296,243	\$257,534	\$255,656	\$298,547	\$341,612	\$311,312	\$3,620,182	1.2%
2007	\$294,773	\$239,237	\$264,268	\$340,584	\$363,996	\$341,115	\$311,178	\$269,234	\$259,153	\$308,284	\$335,689	\$304,757	\$3,632,267	0.3%
2008	\$277,699	\$250,460	\$267,273	\$314,488	\$331,121	\$280,520	\$305,458	\$249,420	\$254,097	\$279,071	\$279,191	\$235,437	\$3,324,236	-8.5%
2009	\$246,810	\$188,388	\$207,173	\$280,161	\$285,427	\$257,891								



RESTAURANT & BAR

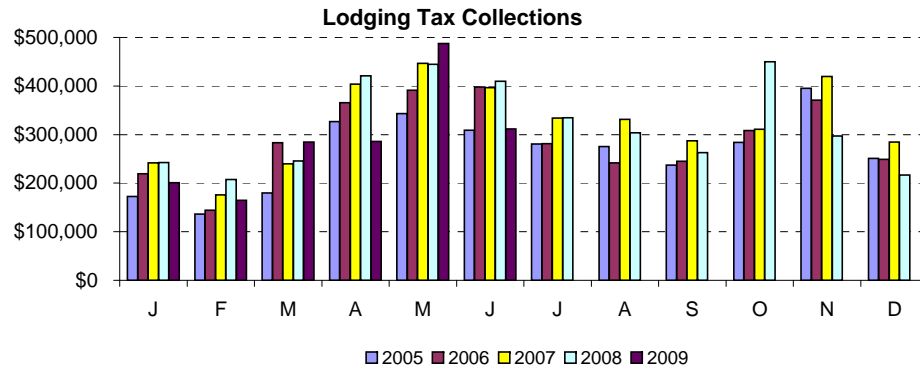
	<u>J</u>	<u>F</u>	<u>M</u>	<u>A</u>	<u>M</u>	<u>J</u>	<u>J</u>	<u>A</u>	<u>S</u>	<u>O</u>	<u>N</u>	<u>D</u>	<u>TOTAL</u>	<u>% CHANGE</u> <u>YOY</u>
2005	\$96,089	\$94,483	\$103,762	\$160,631	\$158,564	\$148,655	\$189,939	\$135,627	\$129,073	\$136,192	\$148,018	\$124,172	\$1,625,205	N/A
2006	\$109,022	\$101,474	\$126,051	\$169,911	\$173,304	\$165,572	\$127,024	\$116,496	\$135,669	\$137,053	\$156,476	\$126,288	\$1,644,340	1.2%
2007	\$122,273	\$125,574	\$133,031	\$173,420	\$179,772	\$172,046	\$145,900	\$147,645	\$158,726	\$146,701	\$184,157	\$123,427	\$1,812,672	10.2%
2008	\$115,974	\$93,730	\$109,953	\$191,992	\$175,236	\$175,103	\$189,181	\$146,896	\$119,459	\$185,288	\$140,419	\$152,266	\$1,795,497	-0.9%
2009	\$89,570	\$75,506	\$130,695	\$125,372	\$212,404	\$189,962								



CITY OF SEDONA
Calendar Year
Actual Sales and Bed Tax Collections by Segment (rounded)

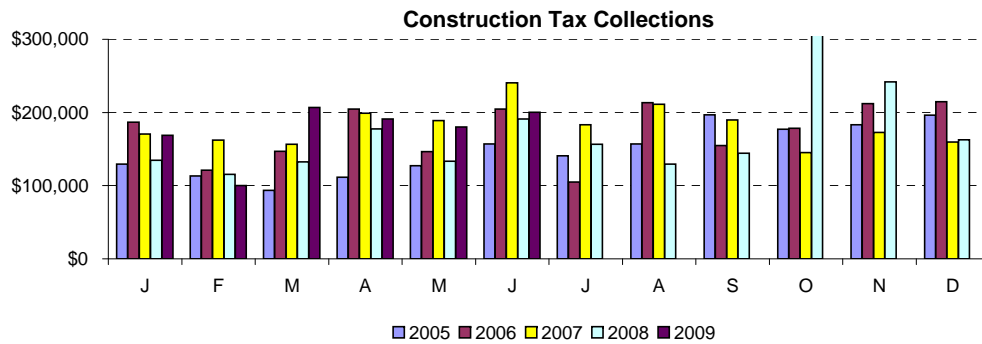
ACCOMMODATIONS

	J	F	M	A	M	J	J	A	S	O	N	D	TOTAL	% CHANGE YOY
2005	\$172,455	\$136,192	\$179,769	\$326,544	\$343,349	\$308,811	\$280,777	\$275,540	\$237,063	\$284,063	\$395,004	\$251,282	\$3,190,848	N/A
2006	\$219,480	\$144,147	\$283,514	\$365,841	\$391,498	\$398,014	\$281,076	\$242,072	\$244,766	\$308,311	\$371,149	\$249,032	\$3,498,901	9.7%
2007	\$241,681	\$175,719	\$239,800	\$404,138	\$446,427	\$396,312	\$333,919	\$331,172	\$287,053	\$311,140	\$419,400	\$284,513	\$3,871,274	10.6%
2008	\$242,625	\$207,367	\$245,491	\$421,132	\$444,482	\$409,457	\$334,765	\$303,558	\$262,880	\$449,615	\$297,404	\$216,793	\$3,835,570	-0.9%
2009	\$200,655	\$164,728	\$284,608	\$285,951	\$487,786	\$311,920								



CONSTRUCTION

	J	F	M	A	M	J	J	A	S	O	N	D	TOTAL	% CHANGE YOY
2005	\$129,499	\$113,273	\$93,661	\$111,706	\$127,058	\$157,091	\$140,765	\$157,183	\$196,836	\$176,919	\$183,040	\$196,155	\$1,783,186	N/A
2006	\$186,811	\$121,164	\$147,002	\$204,778	\$146,654	\$204,480	\$104,872	\$213,288	\$154,854	\$178,629	\$212,139	\$214,606	\$2,089,277	17.2%
2007	\$170,447	\$162,223	\$156,499	\$199,113	\$189,019	\$240,389	\$183,146	\$211,377	\$189,655	\$145,304	\$172,528	\$159,673	\$2,179,373	4.3%
2008	\$134,721	\$115,434	\$132,590	\$177,408	\$133,499	\$191,142	\$156,430	\$129,464	\$144,515	\$476,197	\$242,043	\$162,750	\$2,196,192	0.8%
2009	\$168,738	\$100,144	\$206,653	\$191,138	\$180,089	\$200,364								



Actual Sales and Bed Tax Collections by Segment (rounded)

OVERALL

	<u>J</u>	<u>E</u>	<u>M</u>	<u>A</u>	<u>M</u>	<u>J</u>	<u>J</u>	<u>A</u>	<u>S</u>	<u>O</u>	<u>N</u>	<u>D</u>	<u>TOTAL</u>	<u>% CHANGE</u> <u>YOY</u>
2005	\$918,105	\$739,579	\$880,416	\$1,153,061	\$1,214,920	\$1,182,999	\$1,181,174	\$1,095,421	\$1,049,959	\$1,139,917	\$1,331,960	\$1,074,367	\$12,961,879	N/A
2006	\$1,052,208	\$810,751	\$1,102,828	\$1,316,931	\$1,371,931	\$1,370,439	\$1,069,178	\$1,058,491	\$1,032,607	\$1,178,952	\$1,331,215	\$1,156,793	\$13,852,325	6.9%
2007	\$1,092,120	\$918,581	\$1,076,654	\$1,383,320	\$1,452,116	\$1,415,780	\$1,252,632	\$1,230,340	\$1,137,149	\$1,155,616	\$1,361,830	\$1,132,785	\$14,608,924	5.5%
2008	\$1,026,332	\$909,590	\$985,533	\$1,406,892	\$1,345,307	\$1,309,472	\$1,252,755	\$1,090,523	\$1,017,988	\$1,601,792	\$1,191,160	\$963,540	\$14,100,884	-3.5%
2009	\$938,932	\$731,583	\$1,027,075	\$1,130,233	\$1,414,982	\$1,172,116								

Sedona Overall Tax Collections

