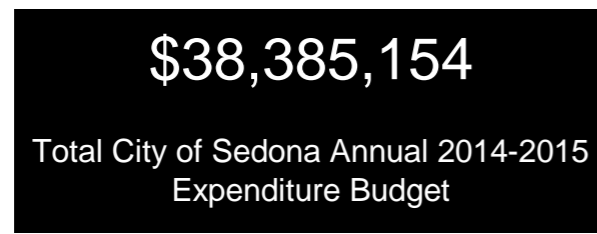

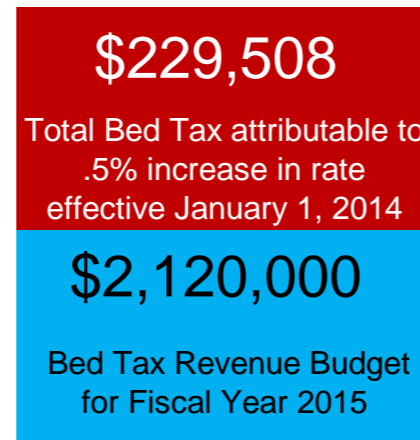
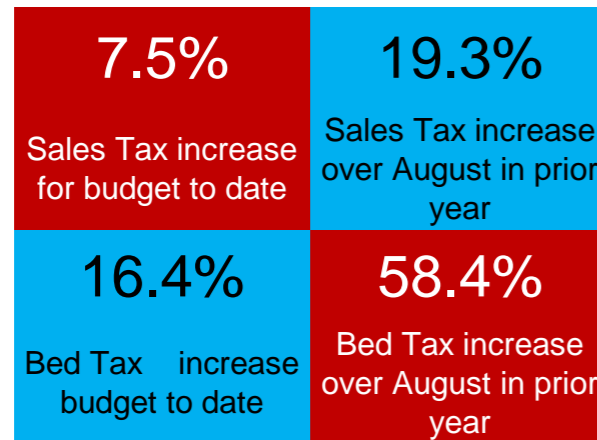


# Financial Highlights For the Month of August, 2014



Transaction Privilege Tax Sales by Business Class								
Month	Amusement & Other Services	Leasing	Construction	Hotel/Motel	Restaurant & Bar	Retail	Utilities	Total
August 2013	1,210,111	3,322,154	2,333,099	3,736,842	4,762,535	11,084,005	2,414,829	<b>\$ 28,863,575</b>
August 2014	2,470,422	2,648,983	3,151,827	5,052,307	5,749,897	12,932,908	2,626,168	<b>\$ 34,632,512</b>
<b>August 2014 vs. August 2013</b>	<b>104.1%</b>	<b>-20.3%</b>	<b>35.1%</b>	<b>35.2%</b>	<b>20.7%</b>	<b>16.7%</b>	<b>8.8%</b>	<b>20.0%</b>

