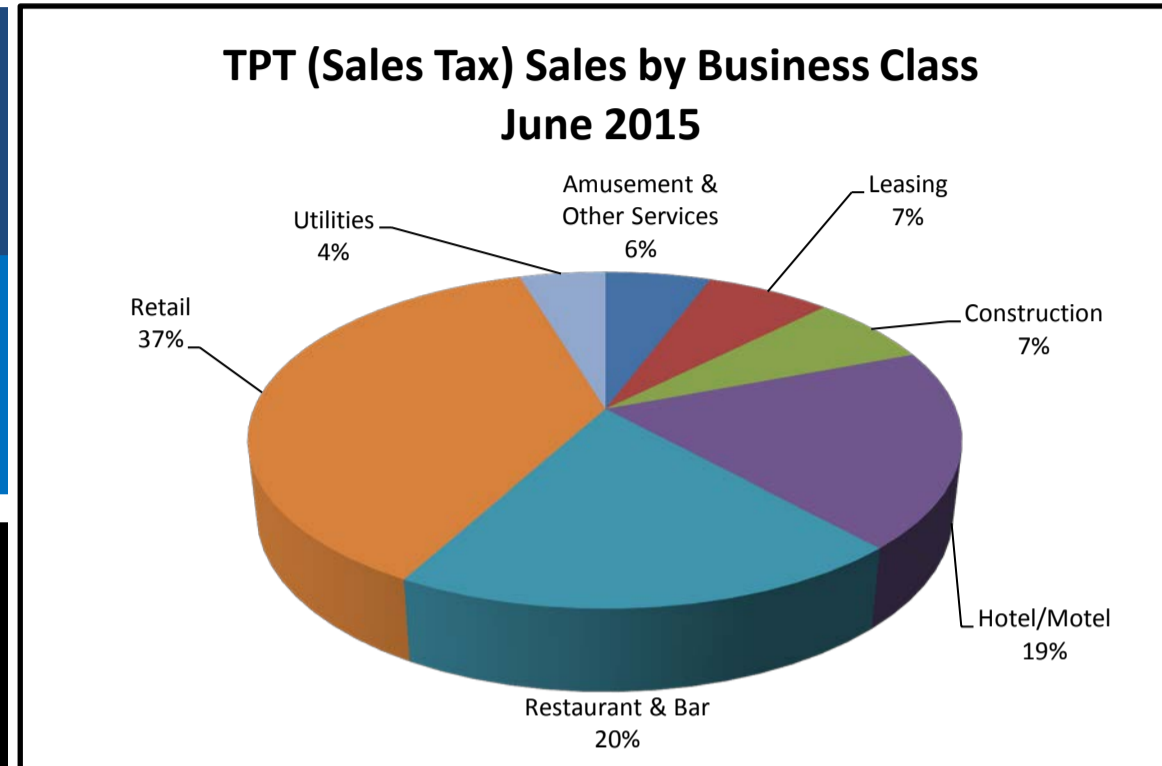
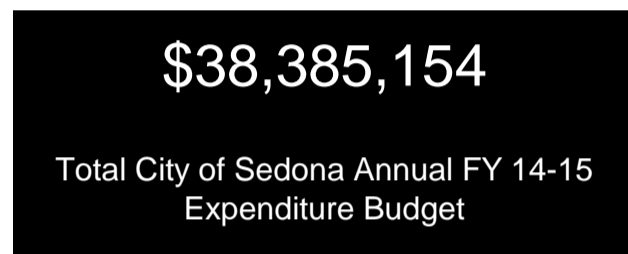
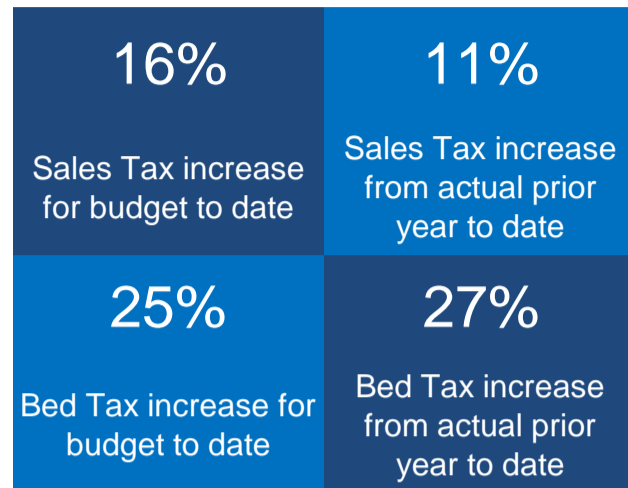




Sales Tax Financial Highlights For the Month of June 2015



Transaction Privilege Tax Sales by Business Classes (in Millions)

	Amusement & Other Services	Leasing	Construction	Hotel/Motel	Restaurant & Bar	Retail	Utilities	Total
YTD FY 2014	\$27.98	\$30.53	\$37.54	\$65.20	\$73.86	\$158.72	\$24.14	\$417.98
YTD FY 2015	\$29.03	\$30.41	\$41.03	\$76.90	\$79.82	\$175.49	\$24.64	\$457.32
Change from prior YTD	4%	0%	9%	18%	8%	11%	2%	9%
Difference in Sales	\$1.05	(\$0.12)	\$3.49	\$11.71	\$5.95	\$16.76	\$0.50	\$39.35

