



Sedona, Arizona

Business Report (Sedona, Arizona)

Business Type	Total Businesses	%	Estimated Sales	# Est. Employees
Accommodation and Food Services	139	10.78%	\$185,507,000	2,977
Administrative and Support and Waste Management and Remediation Services	97	7.52%	\$76,859,000	593
Agriculture, Forestry, Fishing and Hunting	3	0.23%	\$216,000	6
Arts, Sports, Entertainment, and Recreation	38	2.95%	\$24,046,000	560
Banking, Finance and Insurance	47	3.64%	\$37,073,000	179
Construction	77	5.97%	\$69,989,000	393
Education	22	1.71%	\$2,049,000	230
Health Care and Social Services	102	7.91%	\$82,229,000	749
Holding Companies and Managing Offices	1	0.08%	\$1,887,000	4
Information	36	2.79%	\$45,155,000	327
Manufacturing - Chemical, Fuel, Paper, Plastic, Wood	6	0.47%	\$10,056,000	39
Manufacturing - Electronics, Furniture, Machinery, Metal, Transportation, Misc.	14	1.09%	\$37,034,000	117
Manufacturing - Processed Food, Textiles, Clothing	5	0.39%	\$12,651,000	120
Mineral, Oil and Gas Extraction	1	0.08%	\$637,000	4
Other Services - Repair, Personal Care, Laundry, Religious, etc.	156	12.09%	\$23,037,000	780
Professional, Scientific, and Technical Services	95	7.36%	\$34,902,000	364
Public Administration	24	1.86%	\$229,000	229
Real Estate and Rentals	80	6.2%	\$64,883,000	661
Retail: Hobby, Media, General Merchandise	127	9.84%	\$80,280,000	538
Retail: Home, Food, Automobiles, Personal Care	153	11.86%	\$242,074,000	1,029
Transportation and Warehousing: Couriers and Messengers, Warehousing and Storage	4	0.31%	\$76,000	10
Transportation and Warehousing: Private and Public Transportation, Oil and Gas Pipelines, Sightseeing	34	2.64%	\$16,999,000	210
Unclassified	3	0.23%	\$14,000	14
Utility Services: Power, Gas, Steam, Water, and Sewage	5	0.39%	\$19,615,000	37
Wholesalers	21	1.63%	\$85,565,000	87

Info USA, May 2017

Property ID: 0465350



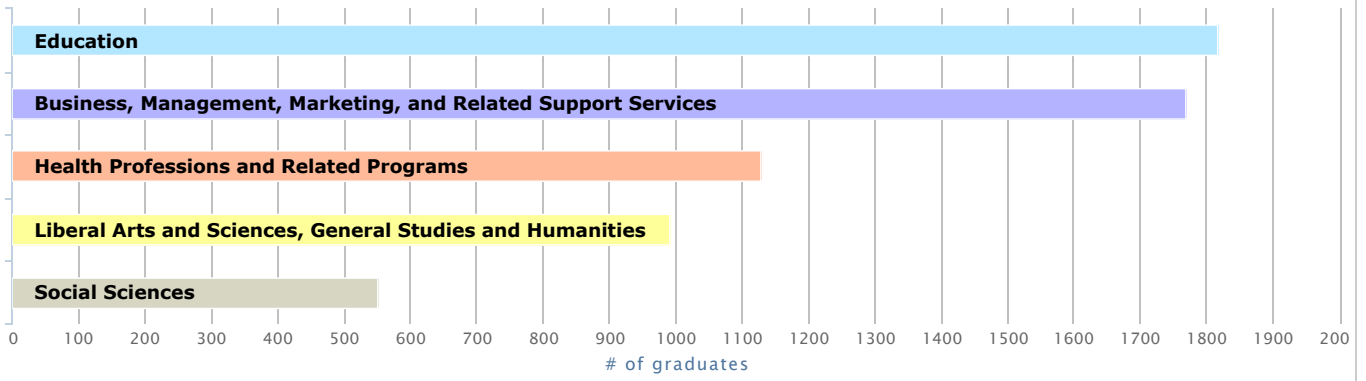
Sedona, Arizona

Degrees Conferred by Program 50 mile radius around Sedona, Arizona

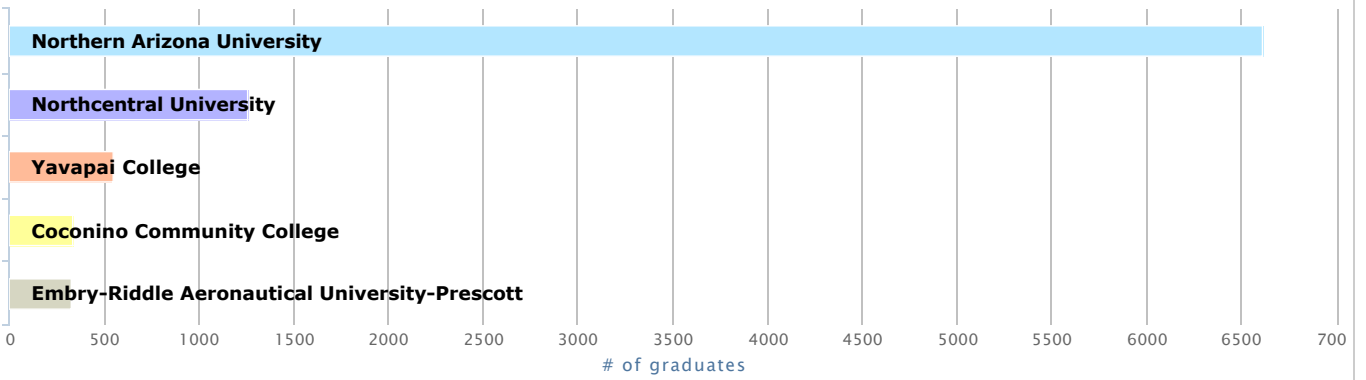
Program	Associates	Bachelors	Masters	PhD	Graduates
Agriculture, Agriculture Operations, and Related Sciences	5	1	0	0	6
Architecture and Related Services	1	0	0	0	1
Area, Ethnic, Cultural, Gender, and Group Studies	0	10	0	0	10
Biological and Biomedical Sciences	0	345	14	4	363
Business, Management, Marketing, and Related Support Services	93	979	526	171	1,769
Communication, Journalism, and Related Programs	0	260	13	0	273
Computer and Information Sciences and Support Services	14	41	0	0	55
Education	19	601	976	221	1,817
Engineering	0	361	9	0	370
Engineering Technologies and Engineering-Related Fields	10	0	0	0	10
English Language and Literature/Letters	0	61	78	0	139
Foreign Languages, Literatures, and Linguistics	0	42	0	8	50
Health Professions and Related Programs	223	639	190	76	1,128
History	0	46	10	0	56
Homeland Security, Law Enforcement, Firefighting and Related Protective Services	52	0	0	0	52
Legal Professions and Studies	4	8	0	0	12
Liberal Arts and Sciences, General Studies and Humanities	411	568	13	0	992
Mathematics and Statistics	0	31	12	0	43
Mechanic and Repair Technologies/Technicians	21	0	0	0	21
Multi/Interdisciplinary Studies	0	58	12	0	70
Natural Resources and Conservation	0	122	19	3	144
Parks, Recreation, Leisure, and Fitness Studies	0	190	4	0	194
Philosophy and Religious Studies	0	18	0	0	18
Physical Sciences	0	140	22	0	162
Psychology	20	325	121	56	522
Public Administration and Social Service Professions	12	45	15	0	72
Science Technologies/Technicians	0	101	0	0	101
Social Sciences	1	495	53	2	551
Transportation and Materials Moving	28	86	10	0	124
Visual and Performing Arts	19	184	8	0	211
Grand total	933	5,757	2,105	541	9,336

Annual Degrees Conferred, 2014-2015

Top 5 Programs by number of graduates



Top 5 Universities by number of graduates



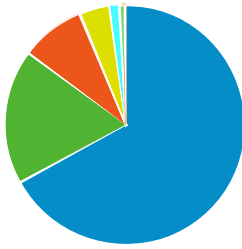


Laborforce Sedona, Arizona

Labor Force Report (Sedona, Arizona)

Total Establishments	
	TOTAL
	1,389

Total Establishments by Size (2017)



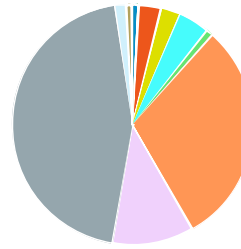
	TOTAL	%
1-4 Employees	932	67.10
5-9 Employees	252	18.14
10-19 Employees	120	8.64
20-49 Employees	57	4.10
50-99 Employees	18	1.30
100-249 Employees	9	0.65
250-499 Employees	2	0.14
500-999 Employees	0	0.00
1000+ Employees	0	0.00

Total Businesses by Establishment Type (2017)

	TOTAL	%
Agriculture, Forestry and Fishing	3	0.22
Agricultural Services	13	0.94
Coal and Ore Mining	0	0.00
Oil and Gas	1	0.07
General Construction	20	1.44
Heavy Construction	30	2.16
Food Manufacturing	1	0.07
Tobacco Manufacturing	0	0.00
Textile Mills	1	0.07
Apparel and Textile Manufacturing	1	0.07
Lumber and Wood Production	0	0.00
Furniture Manufacturing	0	0.00
Paper Manufacturing	0	0.00
Printing and Publishing	8	0.58
Chemicals	2	0.14
Petroleum Refining	0	0.00
Rubber and Plastics	0	0.00
Leather Manufacturing	0	0.00
Stone, Glass, and Concrete	2	0.14
Metals Fabrication	3	0.22
Machinery and Equipment Manufacturing	7	0.50
Transportation	21	1.51
Travel Services	29	2.09

Total Employees	
	TOTAL
	9,389

Total Employees by Major SIC (2017)



	TOTAL	%
Agricultural, Forestry, Fishing (SIC Range 01-09)	79	0.84
Mining (SIC 10-14)	4	0.04
Construction (SIC 15-17)	282	3.00
Manufacturing (SIC 20-39)	239	2.55
Transportation and Communications (SIC 40-49)	392	4.18
Wholesale Trade (SIC 50-51)	84	0.89
Retail Trade (SIC 52-59)	2,840	30.25
Finance, Insurance And Real Estate (SIC 60-69)	1,023	10.90
Services (SIC 70-89)	4,229	45.04
Public Administration (SIC 90-98)	142	1.51
Unclassified (SIC 99)	73	0.78

Total Employees by Establishment Type (2017)

	TOTAL	%
Agriculture, Forestry and Fishing	8	0.09
Agricultural Services	71	0.76
Coal and Ore Mining	0	0.00
Oil and Gas	4	0.04
General Construction	114	1.21
Heavy Construction	168	1.79
Food Manufacturing	7	0.07
Tobacco Manufacturing	0	0.00
Textile Mills	7	0.07
Apparel and Textile Manufacturing	4	0.04
Lumber and Wood Production	0	0.00
Furniture Manufacturing	0	0.00
Paper Manufacturing	0	0.00
Printing and Publishing	109	1.16
Chemicals	9	0.10
Petroleum Refining	0	0.00
Rubber and Plastics	0	0.00
Leather Manufacturing	0	0.00
Stone, Glass, and Concrete	2	0.02
Metals Fabrication	72	0.77
Machinery and Equipment Manufacturing	29	0.31

Transport Services	3	0.22
Communications	9	0.65
Utilities	4	0.29
Durables Wholesale	15	1.08
Non Durables Wholesale	5	0.36
Building Materials, Hardware and Garden	11	0.79
General Merchandise Stores	5	0.36
Food Markets	3	0.22
Convenience Stores	2	0.14
Other Food Stores	15	1.08
Auto Dealers and Gas Stations	13	0.94
Clothing Stores	33	2.38
Furniture Stores	7	0.50
Home Furnishings	11	0.79
Electronics and Computer Stores	6	0.43
Music Stores	0	0.00
Restaurants	62	4.46
Other Food Service	17	1.22
Bars	2	0.14
Drug Stores	3	0.22
Liquor Stores	3	0.22
Specialty Stores	125	9.00
Catalog and Direct Sales	4	0.29
Banks and Financial Institutions	53	3.82
Insurance Carriers	0	0.00
Insurance Agents and Brokers	15	1.08
Real Estate	233	16.77
Hotels and Lodging	58	4.18
Dry Cleaning and Laundry	4	0.29
Beauty and Barber Shops	21	1.51
Other Personal Service	29	2.09
Advertising	5	0.36
Computer Services	9	0.65
Other Business Services	32	2.30
Auto Repair/Services	28	2.02
Miscellaneous Repair Services	14	1.01
Motion Pictures	10	0.72
Entertainment and Recreation Services	35	2.52
Health and Medical Services	109	7.85
Hospitals	15	1.08
Legal Services	11	0.79
Primary and Secondary Education	7	0.50
Colleges and Universities	2	0.14
Social Services	15	1.08
Child Care Services	3	0.22
Museums and Zoos	5	0.36
Membership Organizations	52	3.74
Professional Services	46	3.31
Government	15	1.08
Unclassified Establishments	63	4.54

Total Businesses by NAICS (2017)

	TOTAL	%
Agriculture, Forestry and Fishing	3	0.22
Agricultural Services	0	0.00
Coal and Ore Mining	1	0.07
Oil and Gas	0	0.00
General Construction	50	3.60
Heavy Construction	1	0.07
Food Manufacturing	1	0.07
Beverage and Tobacco Products	1	0.07

Transportation	109	1.16
Travel Services	192	2.04
Transport Services	6	0.06
Communications	53	0.56
Utilities	32	0.34
Durables Wholesale	65	0.69
Non Durables Wholesale	19	0.20
Building Materials, Hardware and Garden	62	0.66
General Merchandise Stores	11	0.12
Food Markets	265	2.82
Convenience Stores	20	0.21
Other Food Stores	162	1.73
Auto Dealers and Gas Stations	79	0.84
Clothing Stores	160	1.70
Furniture Stores	43	0.46
Home Furnishings	45	0.48
Electronics and Computer Stores	16	0.17
Music Stores	0	0.00
Restaurants	1,228	13.08
Other Food Service	191	2.03
Bars	17	0.18
Drug Stores	43	0.46
Liquor Stores	7	0.07
Specialty Stores	484	5.15
Catalog and Direct Sales	7	0.07
Banks and Financial Institutions	126	1.34
Insurance Carriers	0	0.00
Insurance Agents and Brokers	76	0.81
Real Estate	821	8.74
Hotels and Lodging	1,702	18.13
Dry Cleaning and Laundry	7	0.07
Beauty and Barber Shops	101	1.08
Other Personal Service	65	0.69
Advertising	9	0.10
Computer Services	27	0.29
Other Business Services	106	1.13
Auto Repair/Services	111	1.18
Miscellaneous Repair Services	30	0.32
Motion Pictures	90	0.96
Entertainment and Recreation Services	461	4.91
Health and Medical Services	482	5.13
Hospitals	126	1.34
Legal Services	34	0.36
Primary and Secondary Education	150	1.60
Colleges and Universities	21	0.22
Social Services	84	0.89
Child Care Services	16	0.17
Museums and Zoos	21	0.22
Membership Organizations	387	4.12
Professional Services	181	1.93
Government	142	1.51
Unclassified Establishments	73	0.78

Total Employees by NAICS (2017)

	TOTAL	%
Agriculture, Forestry and Fishing	8	0.09
Agricultural Services	0	0.00
Coal and Ore Mining	4	0.04
Oil and Gas	0	0.00
General Construction	290	3.09
Heavy Construction	2	0.02

Textile Mills	0	0.00
Textile Products	1	0.07
Apparel Manufacturing	1	0.07
Leather Manufacturing	0	0.00
Wood Products	0	0.00
Paper Manufacturing	0	0.00
Printing and Publishing	1	0.07
Chemicals	2	0.14
Petroleum and Coal Products	0	0.00
Rubber and Plastics	0	0.00
Stone, Glass, and Concrete	2	0.14
Primary Metal Manufacturing	2	0.14
Metals Fabrication	2	0.14
Machinery and Equipment Manufacturing	1	0.07
Computers and Electronics	0	0.00
Electrical Equipment and Appliances	0	0.00
Transportation Equipment	1	0.07
Furniture Manufacturing	4	0.29
Miscellaneous Manufacturing	5	0.36
Communications	3	0.22
Utilities	1	0.07
Durables Wholesale	15	1.08
Non Durables Wholesale	4	0.29
Electronic Markets and Brokers	0	0.00
Motor Vehicle and Parts Dealers	8	0.58
Furniture and Home Furnishings	14	1.01
Electronics and Appliances	11	0.79
Building Materials, Hardware and Garden	11	0.79
Food and Beverage Stores	18	1.30
Health and Personal Care Stores	10	0.72
Gasoline Stations	5	0.36
Clothing and Clothing Accessories	50	3.60
Sporting Goods/Hobby/Book/Music Stores	10	0.72
General Merchandise Stores	5	0.36
Miscellaneous Store Retailers	94	6.77
Nonstore Retailers	4	0.29
Warehousing/Storage, Postal/Courier Service	4	0.29
Publishing	7	0.50
Software Publishers	0	0.00
Motion Pictures and Video	4	0.29
Movie Theaters	2	0.14
Broadcasting	6	0.43
Data Processing/Hosting	4	0.29
Other Information Services	1	0.07
Banking	53	3.82
Insurance Carriers	15	1.08
Real Estate	234	16.85
Rental and Leasing	12	0.86
Legal Services	14	1.01
Accounting	10	0.72
Agricultural and Engineering	14	1.01
Specialized Design	8	0.58
Computer Systems Design	4	0.29
Management/Scientific/Technical Consulting	15	1.08
Scientific Research and Development	3	0.22
Advertising and Public Relations	6	0.43
Other Professional/Scientific/Technical Services	13	0.94
Company and Enterprise Management	0	0.00
Administrative and Support	52	3.74

Food Manufacturing	85	0.91
Beverage and Tobacco Products	7	0.07
Textile Mills	0	0.00
Textile Products	7	0.07
Apparel Manufacturing	4	0.04
Leather Manufacturing	0	0.00
Wood Products	0	0.00
Paper Manufacturing	0	0.00
Printing and Publishing	5	0.05
Chemicals	9	0.10
Petroleum and Coal Products	0	0.00
Rubber and Plastics	0	0.00
Stone, Glass, and Concrete	2	0.02
Primary Metal Manufacturing	70	0.75
Metals Fabrication	3	0.03
Machinery and Equipment Manufacturing	1	0.01
Computers and Electronics	0	0.00
Electrical Equipment and Appliances	0	0.00
Transportation Equipment	2	0.02
Furniture Manufacturing	25	0.27
Miscellaneous Manufacturing	28	0.30
Communications	17	0.18
Utilities	4	0.04
Durables Wholesale	65	0.69
Non Durables Wholesale	7	0.07
Electronic Markets and Brokers	0	0.00
Motor Vehicle and Parts Dealers	58	0.62
Furniture and Home Furnishings	62	0.66
Electronics and Appliances	35	0.37
Building Materials, Hardware and Garden	62	0.66
Food and Beverage Stores	344	3.66
Health and Personal Care Stores	83	0.88
Gasoline Stations	21	0.22
Clothing and Clothing Accessories	219	2.33
Sporting Goods/Hobby/Book/Music Stores	40	0.43
General Merchandise Stores	11	0.12
Miscellaneous Store Retailers	372	3.96
Nonstore Retailers	7	0.07
Warehousing/Storage, Postal/Courier Service	10	0.11
Publishing	104	1.11
Software Publishers	0	0.00
Motion Pictures and Video	19	0.20
Movie Theaters	65	0.69
Broadcasting	36	0.38
Data Processing/Hosting	15	0.16
Other Information Services	7	0.07
Banking	126	1.34
Insurance Carriers	76	0.81
Real Estate	819	8.72
Rental and Leasing	41	0.44
Legal Services	50	0.53
Accounting	36	0.38
Agricultural and Engineering	79	0.84
Specialized Design	15	0.16
Computer Systems Design	10	0.11
Management/Scientific/Technical Consulting	30	0.32
Scientific Research and Development	15	0.16
Advertising and Public Relations	15	0.16
Other Professional/Scientific/Technical Services	42	0.45

Waste Management and Remediation	3	0.22
Elementary and Secondary Schools	7	0.50
Colleges and Universities	2	0.14
Business Schools, Computer and Management Training	1	0.07
Technical and Trade Schools	2	0.14
Educational Services	5	0.36
Physician Offices	37	2.66
Dental Offices	14	1.01
Other Health Practitioners	51	3.67
Outpatient Care	7	0.50
Medical and Diagnostic Laboratories	2	0.14
Home Health Care Services	2	0.14
Ambulatory Services	8	0.58
General Medical and Surgical Hospitals	1	0.07
Psychiatric and Substance Abuse Hospitals	1	0.07
Other Hospitals	0	0.00
Nursing and Residential Care	1	0.07
Individual and Family Services	7	0.50
Community Relief Services	1	0.07
Vocational Rehabilitation	2	0.14
Child Care Services	3	0.22
Performing Arts	1	0.07
Spectator Sports	0	0.00
Performing Arts/Sports Promoters	1	0.07
Agents and Managers	1	0.07
Independent Artists/Writers/Performers	4	0.29
Museums, Zoos, Historical Sites	9	0.65
Amusement, Gambling, and Recreation	5	0.36
Fitness Centers	9	0.65
Accommodations	58	4.18
Food Services and Drinking Places	80	5.76
Repair and Maintenance Services	28	2.02
Personal Care Services	57	4.10
Death Care Services	1	0.07
Religious/Civic/Professional Organizations	57	4.10
Public Administration	15	1.08

Company and Enterprise Management	0	0.00
Administrative and Support	292	3.11
Waste Management and Remediation	28	0.30
Elementary and Secondary Schools	150	1.60
Colleges and Universities	21	0.22
Business Schools, Computer and Management Training	1	0.01
Technical and Trade Schools	7	0.07
Educational Services	19	0.20
Physician Offices	183	1.95
Dental Offices	68	0.72
Other Health Practitioners	165	1.76
Outpatient Care	65	0.69
Medical and Diagnostic Laboratories	4	0.04
Home Health Care Services	24	0.26
Ambulatory Services	15	0.16
General Medical and Surgical Hospitals	57	0.61
Psychiatric and Substance Abuse Hospitals	16	0.17
Other Hospitals	0	0.00
Nursing and Residential Care	6	0.06
Individual and Family Services	32	0.34
Community Relief Services	2	0.02
Vocational Rehabilitation	13	0.14
Child Care Services	16	0.17
Performing Arts	2	0.02
Spectator Sports	0	0.00
Performing Arts/Sports Promoters	3	0.03
Agents and Managers	2	0.02
Independent Artists/Writers/Performers	7	0.07
Museums, Zoos, Historical Sites	36	0.38
Amusement, Gambling, and Recreation	141	1.50
Fitness Centers	216	2.30
Accommodations	1,702	18.13
Food Services and Drinking Places	1,426	15.19
Repair and Maintenance Services	104	1.11
Personal Care Services	196	2.09
Death Care Services	2	0.02
Religious/Civic/Professional Organizations	425	4.53
Public Administration	142	1.51

Total Employees by Occupation (2017)

	TOTAL	%
Executive, Managers, and Administrators	919	9.79
Protective Services	133	1.42
Farming, Forestry, and Fishing	8	0.09
Business and Financial Operations	245	2.61
Computer and mathematical occupations	85	0.91
Architecture and engineering	68	0.72
Life/Physical/Social Science occupations	21	0.22
Community and Social Services	95	1.01
Legal	22	0.23
Education/Training/Library	350	3.73
Health Diagnosing and Treating Practitioners	276	2.94
Health Technologists/Technicians	63	0.67
Healthcare support	127	1.35
Food Preparation/Serving	1,522	16.21
Building and Grounds maintenance	443	4.72
Personal care and service	447	4.76
Sales	1,390	14.80
Office and Administrative support	1,577	16.80
Construction and Extraction	386	4.11
Installation/Maintenance and Repair workers	272	2.90
Production Workers	369	3.93

Transportation Workers	255	2.72
Material Moving	128	1.36

Source: Applied Geographic Solutions, 2017

The image shows a Google Map of Sedona, Arizona, with a central popup window displaying demographic and economic data. The popup window is titled 'aps' and includes a small map icon. The data provided is as follows:

Category	Value
Population	10,323
Labor Force Size	5,203
Bachelors Degree or Higher	45.54%
Household Median Income	53,054
Commute Travel Time	13

Below the data, there is a 'Save to folder' button and a list of report options: Full Report, Labor Force Report, Demographics Report, Consumer Expenditures Report, Wages Report, Business Report, Talent Pool Report, and Housing Report. The map background shows Sedona, Arizona, with labels for Drake, Paulden, Clark, Sedona, Village of Oak Creek, Stoneham Lake, Canyon Diablo, and Winslow. The Google logo is visible in the bottom left corner, and 'Map data ©2017 Google Terms of Use' is in the bottom right corner.



Sedona, Arizona

Wages Report for Prescott, AZ

Occupation	Median Hourly	Mean Hourly	Median Annual	Mean Annual
All Occupations	\$15.34	\$19.46	\$31,910	\$40,470
Management Occupations	\$34.29	\$40.60	\$71,330	\$84,440
Chief Executives	*	*	*	*
General and Operations Managers	\$32.63	\$37.24	\$67,870	\$77,470
Legislators	*	*	\$33,520	\$45,450
Marketing Managers	\$40.09	\$49.33	\$83,390	\$102,600
Sales Managers	\$46.97	\$72.22	\$97,700	\$150,220
Administrative Services Managers	\$35.07	\$35.65	\$72,940	\$74,150
Computer and Information Systems Managers	\$50.33	\$55.66	\$104,690	\$115,780
Financial Managers	\$38.25	\$54.67	\$79,560	\$113,710
Industrial Production Managers	\$37.85	\$42.50	\$78,730	\$88,400
Transportation, Storage, and Distribution Managers	\$34.42	\$37.20	\$71,590	\$77,380
Human Resources Managers	\$34.79	\$34.43	\$72,360	\$71,620
Construction Managers	\$25.96	\$30.40	\$54,000	\$63,240
Education Administrators, Elementary and Secondary	*	*	\$67,430	\$68,460
Education Administrators, Postsecondary	\$33.08	\$36.31	\$68,810	\$75,510
Food Service Managers	\$23.60	\$26.75	\$49,080	\$55,630
Lodging Managers	\$28.70	\$28.43	\$59,690	\$59,130
Medical and Health Services Managers	\$49.00	\$49.37	\$101,920	\$102,700
Property, Real Estate, and Community Association M	\$12.90	\$18.59	\$26,840	\$38,660
Social and Community Service Managers	\$26.27	\$28.06	\$54,640	\$58,370
Managers, All Other	\$38.08	\$42.96	\$79,210	\$89,350
Business and Financial Operations Occupations	\$25.95	\$28.27	\$53,980	\$58,790
Purchasing Agents, Except Wholesale, Retail, and F	\$25.65	\$27.96	\$53,350	\$58,160
Claims Adjusters, Examiners, and Investigators	\$18.65	\$22.34	\$38,780	\$46,470
Compliance Officers	\$23.88	\$26.45	\$49,680	\$55,010
Cost Estimators	\$26.25	\$30.18	\$54,590	\$62,770
Human Resources Specialists	\$23.81	\$24.83	\$49,520	\$51,650
Management Analysts	\$35.02	\$34.76	\$72,840	\$72,300
Meeting, Convention, and Event Planners	\$21.08	\$22.00	\$43,850	\$45,760
Training and Development Specialists	\$21.21	\$23.73	\$44,120	\$49,360
Market Research Analysts and Marketing Specialists	\$22.71	\$27.71	\$47,240	\$57,650
Business Operations Specialists, All Other	\$28.25	\$30.55	\$58,760	\$63,550
Accountants and Auditors	\$27.11	\$28.24	\$56,380	\$58,730
Personal Financial Advisors	\$20.58	\$36.95	\$42,820	\$76,870
Loan Officers	\$34.62	\$36.41	\$72,010	\$75,730
Tax Preparers	*	*	*	*
Computer and Mathematical Occupations	\$27.53	\$29.27	\$57,260	\$60,890
Computer Systems Analysts	\$34.16	\$34.22	\$71,050	\$71,170
Computer Programmers	\$23.59	\$25.44	\$49,070	\$52,920
Network and Computer Systems Administrators	\$32.60	\$32.86	\$67,810	\$68,360
Computer User Support Specialists	\$20.62	\$21.72	\$42,900	\$45,170
Computer Occupations, All Other	\$33.93	\$35.17	\$70,570	\$73,150
Architecture and Engineering Occupations	\$30.61	\$33.30	\$63,670	\$69,260
Civil Engineers	\$32.85	\$36.58	\$68,330	\$76,090
Industrial Engineers	\$42.91	\$41.84	\$89,260	\$87,020
Mechanical Engineers	\$31.02	\$37.83	\$64,520	\$78,690
Mechanical Drafters	\$34.49	\$33.58	\$71,740	\$69,840
Engineering Technicians, Except Drafters, All Othe	\$23.47	\$23.57	\$48,810	\$49,030
Surveying and Mapping Technicians	\$16.68	\$20.63	\$34,700	\$42,910
Life, Physical, and Social Science Occupations	\$23.59	\$24.90	\$49,070	\$51,780

• Conservation Scientists	\$27.47	\$26.77	\$57,140	\$55,680
• Clinical, Counseling, and School Psychologists	\$33.43	\$31.49	\$69,530	\$65,500
• Community and Social Service Occupations	\$19.79	\$21.49	\$41,160	\$44,700
• Substance Abuse and Behavioral Disorder Counselors	\$17.40	\$18.79	\$36,200	\$39,080
• Educational, Guidance, School, and Vocational Coun	\$22.24	\$22.33	\$46,260	\$46,450
• Marriage and Family Therapists	\$30.85	\$30.47	\$64,180	\$63,370
• Rehabilitation Counselors	\$17.82	\$18.02	\$37,070	\$37,490
• Child, Family, and School Social Workers	\$17.74	\$18.92	\$36,890	\$39,340
• Healthcare Social Workers	\$28.62	\$29.24	\$59,520	\$60,820
• Mental Health and Substance Abuse Social Workers	\$14.05	\$15.08	\$29,230	\$31,370
• Social and Human Service Assistants	\$13.91	\$14.37	\$28,930	\$29,890
• Community Health Workers	\$16.08	\$16.28	\$33,440	\$33,870
• Legal Occupations	\$31.17	\$35.10	\$64,820	\$73,000
• Lawyers	\$43.51	\$43.79	\$90,500	\$91,090
• Paralegals and Legal Assistants	\$17.61	\$18.63	\$36,630	\$38,760
• Education, Training, and Library Occupations	\$19.00	\$21.97	\$39,510	\$45,690
• Education Teachers, Postsecondary	*	*	*	*
• Vocational Education Teachers, Postsecondary	\$28.67	\$30.64	\$59,630	\$63,740
• Preschool Teachers, Except Special Education	\$13.54	\$13.98	\$28,160	\$29,080
• Kindergarten Teachers, Except Special Education	*	*	\$42,590	\$43,840
• Elementary School Teachers, Except Special Educati	*	*	\$41,190	\$42,000
• Middle School Teachers, Except Special and Career/	*	*	\$42,440	\$43,170
• Secondary School Teachers, Except Special and Care	*	*	\$43,490	\$44,730
• Self-Enrichment Education Teachers	\$20.93	\$22.83	\$43,530	\$47,490
• Teachers and Instructors, All Other, Except Substi	*	*	\$42,690	\$42,960
• Substitute Teachers	\$12.48	\$12.67	\$25,960	\$26,360
• Librarians	\$23.91	\$23.40	\$49,740	\$48,670
• Library Technicians	\$14.47	\$15.52	\$30,100	\$32,290
• Instructional Coordinators	\$15.10	\$18.60	\$31,420	\$38,690
• Teacher Assistants	*	*	\$23,590	\$24,280
• Arts, Design, Entertainment, Sports, and Media Occ	\$17.49	\$19.59	\$36,380	\$40,750
• Graphic Designers	\$17.89	\$19.69	\$37,220	\$40,960
• Merchandise Displayers and Window Trimmers	\$17.21	\$16.73	\$35,800	\$34,800
• Coaches and Scouts	*	*	\$28,380	\$31,400
• Public Relations Specialists	\$22.32	\$23.08	\$46,420	\$48,000
• Editors	\$20.89	\$25.06	\$43,460	\$52,130
• Healthcare Practitioners and Technical Occupations	\$32.47	\$37.12	\$67,540	\$77,220
• Chiropractors	\$29.77	\$30.00	\$61,920	\$62,400
• Dentists, General	\$90.30	\$92.74	\$187,830	\$192,910
• Dietitians and Nutritionists	\$19.25	\$23.55	\$40,030	\$48,990
• Optometrists	\$35.20	\$44.15	\$73,210	\$91,830
• Pharmacists	\$61.55	\$61.85	\$128,020	\$128,650
• Family and General Practitioners	\$62.05	\$81.61	\$129,060	\$169,740
• Physicians and Surgeons, All Other	\$94.91	\$101.90	\$197,410	\$211,950
• Physician Assistants	\$14.87	\$34.44	\$30,930	\$71,630
• Occupational Therapists	\$44.71	\$45.05	\$93,010	\$93,710
• Physical Therapists	\$41.91	\$46.44	\$87,180	\$96,590
• Speech-Language Pathologists	\$39.51	\$42.18	\$82,180	\$87,730
• Veterinarians	\$53.26	\$58.14	\$110,780	\$120,930
• Registered Nurses	\$34.72	\$34.63	\$72,220	\$72,040
• Nurse Practitioners	\$46.36	\$46.68	\$96,440	\$97,100
• Medical and Clinical Laboratory Technologists	\$32.43	\$31.75	\$67,450	\$66,030
• Medical and Clinical Laboratory Technicians	\$20.23	\$21.60	\$42,090	\$44,920
• Dental Hygienists	\$44.61	\$43.60	\$92,790	\$90,680
• Diagnostic Medical Sonographers	\$38.48	\$37.80	\$80,030	\$78,630
• Radiologic Technologists	\$29.52	\$29.98	\$61,390	\$62,360
• Emergency Medical Technicians and Paramedics	\$15.63	\$15.38	\$32,500	\$31,980
• Pharmacy Technicians	\$14.87	\$14.94	\$30,930	\$31,070
• Veterinary Technologists and Technicians	\$14.28	\$14.90	\$29,700	\$30,990
• Licensed Practical and Licensed Vocational Nurses	\$23.09	\$23.30	\$48,030	\$48,470
• Medical Records and Health Information Technicians	\$15.48	\$17.02	\$32,200	\$35,400

• Opticians, Dispensing	*	*	*	*
• Healthcare Support Occupations	\$14.75	\$15.51	\$30,680	\$32,260
• Home Health Aides	\$11.40	\$12.38	\$23,710	\$25,750
• Nursing Assistants	\$13.98	\$14.01	\$29,080	\$29,140
• Physical Therapist Assistants	\$28.55	\$26.25	\$59,380	\$54,600
• Physical Therapist Aides	\$11.56	\$12.25	\$24,040	\$25,490
• Massage Therapists	\$18.83	\$19.92	\$39,170	\$41,440
• Dental Assistants	\$16.85	\$16.17	\$35,050	\$33,630
• Medical Assistants	\$15.09	\$15.38	\$31,380	\$31,990
• Veterinary Assistants and Laboratory Animal Caretakers	\$12.20	\$12.16	\$25,380	\$25,290
• Protective Service Occupations	\$24.46	\$25.64	\$50,870	\$53,320
• First-Line Supervisors of Police and Detectives	\$41.54	\$41.68	\$86,400	\$86,690
• First-Line Supervisors of Fire Fighting and Prevention	\$37.07	\$37.10	\$77,110	\$77,170
• First-Line Supervisors of Protective Service Workers	\$24.57	\$24.07	\$51,110	\$50,070
• Firefighters	\$21.49	\$21.94	\$44,700	\$45,640
• Fire Inspectors and Investigators	\$27.18	\$27.39	\$56,530	\$56,970
• Police and Sheriff's Patrol Officers	\$28.15	\$28.66	\$58,550	\$59,610
• Security Guards	\$12.27	\$14.25	\$25,530	\$29,640
• Lifeguards, Ski Patrol, and Other Recreational Protective Service Workers	\$9.38	\$10.94	\$19,510	\$22,750
• Protective Service Workers, All Other	\$14.06	\$15.89	\$29,240	\$33,050
• Food Preparation and Serving Related Occupations	\$9.45	\$11.02	\$19,650	\$22,920
• Chefs and Head Cooks	\$17.53	\$19.48	\$36,460	\$40,530
• First-Line Supervisors of Food Preparation and Serving Occupations	\$13.70	\$14.69	\$28,500	\$30,560
• Cooks, Fast Food	\$8.93	\$9.09	\$18,580	\$18,910
• Cooks, Institution and Cafeteria	\$10.41	\$11.50	\$21,650	\$23,920
• Cooks, Restaurant	\$11.12	\$11.44	\$23,120	\$23,790
• Food Preparation Workers	\$9.92	\$10.62	\$20,640	\$22,080
• Bartenders	\$9.05	\$10.63	\$18,810	\$22,120
• Combined Food Preparation and Serving Workers, Including Short-Order Cooks	\$9.54	\$11.53	\$19,850	\$23,990
• Counter Attendants, Cafeteria, Food Concession, and Sales Workers	\$9.20	\$9.58	\$19,130	\$19,930
• Waiters and Waitresses	\$9.03	\$10.05	\$18,790	\$20,900
• Food Servers, Nonrestaurant	*	*	*	*
• Dining Room and Cafeteria Attendants and Bartender Helpers	\$9.19	\$9.81	\$19,110	\$20,400
• Dishwashers	\$9.51	\$9.72	\$19,790	\$20,220
• Hosts and Hostesses, Restaurant, Lounge, and Coffee Shop	\$9.18	\$9.51	\$19,100	\$19,770
• Building and Grounds Cleaning and Maintenance Occupations	\$11.56	\$12.57	\$24,050	\$26,150
• First-Line Supervisors of Housekeeping and Janitorial Work	\$15.23	\$16.06	\$31,680	\$33,400
• First-Line Supervisors of Landscaping, Lawn Services, and Grounds Maintenance Workers	\$20.64	\$20.78	\$42,920	\$43,210
• Janitors and Cleaners, Except Maids and Housekeeping Cleaners	\$11.20	\$12.18	\$23,290	\$25,330
• Maids and Housekeeping Cleaners	\$10.80	\$10.91	\$22,470	\$22,690
• Pest Control Workers	\$13.71	\$14.01	\$28,520	\$29,140
• Landscaping and Groundskeeping Workers	\$12.23	\$12.68	\$25,430	\$26,380
• Personal Care and Service Occupations	\$10.70	\$12.05	\$22,250	\$25,060
• First-Line Supervisors of Personal Service Workers	\$14.32	\$16.86	\$29,780	\$35,060
• Nonfarm Animal Caretakers	\$10.13	\$11.24	\$21,060	\$23,380
• Amusement and Recreation Attendants	\$9.50	\$10.78	\$19,760	\$22,420
• Hairdressers, Hairstylists, and Cosmetologists	\$11.35	\$12.97	\$23,620	\$26,990
• Tour Guides and Escorts	\$14.13	\$13.87	\$29,390	\$28,850
• Childcare Workers	\$9.48	\$10.10	\$19,710	\$21,010
• Personal Care Aides	\$10.09	\$10.17	\$20,990	\$21,150
• Fitness Trainers and Aerobics Instructors	\$18.05	\$18.38	\$37,530	\$38,240
• Recreation Workers	\$11.13	\$12.36	\$23,150	\$25,720
• Residential Advisors	\$12.00	\$13.40	\$24,970	\$27,880
• Sales and Related Occupations	\$11.54	\$14.57	\$24,000	\$30,310
• First-Line Supervisors of Retail Sales Workers	\$17.81	\$20.14	\$37,040	\$41,900
• First-Line Supervisors of Non-Retail Sales Workers	\$27.73	\$29.53	\$57,680	\$61,410
• Cashiers	\$9.29	\$10.10	\$19,330	\$21,000
• Counter and Rental Clerks	\$11.04	\$11.75	\$22,970	\$24,430
• Parts Salespersons	\$16.37	\$16.76	\$34,060	\$34,860
• Retail Salespersons	\$11.17	\$12.18	\$23,230	\$25,320

• Advertising Sales Agents	\$18.77	\$28.45	\$39,040	\$59,170
• Insurance Sales Agents	\$18.12	\$29.27	\$37,690	\$60,890
• Securities, Commodities, and Financial Services Sa	\$16.58	\$17.38	\$34,490	\$36,150
• Sales Representatives, Services, All Other	\$18.40	\$20.71	\$38,270	\$43,070
• Sales Representatives, Wholesale and Manufacturing	\$24.21	\$24.30	\$50,360	\$50,550
• Sales Representatives, Wholesale and Manufacturing	\$22.18	\$23.91	\$46,120	\$49,740
• Demonstrators and Product Promoters	\$11.52	\$12.41	\$23,970	\$25,810
• Real Estate Brokers	\$14.76	\$19.34	\$30,710	\$40,240
• Real Estate Sales Agents	\$9.78	\$15.01	\$20,340	\$31,230
• Sales and Related Workers, All Other	\$16.09	\$16.58	\$33,470	\$34,480
• Office and Administrative Support Occupations	\$14.70	\$15.80	\$30,570	\$32,870
• First-Line Supervisors of Office and Administrativ	\$21.58	\$22.68	\$44,880	\$47,180
• Billing and Posting Clerks	\$17.61	\$17.77	\$36,630	\$36,950
• Bookkeeping, Accounting, and Auditing Clerks	\$17.66	\$18.38	\$36,730	\$38,230
• Payroll and Timekeeping Clerks	\$18.45	\$19.30	\$38,370	\$40,150
• Procurement Clerks	\$19.89	\$19.45	\$41,370	\$40,470
• Tellers	\$13.47	\$13.94	\$28,010	\$29,000
• Court, Municipal, and License Clerks	\$15.65	\$16.84	\$32,550	\$35,030
• Customer Service Representatives	\$12.94	\$13.69	\$26,920	\$28,480
• Eligibility Interviewers, Government Programs	\$16.92	\$17.63	\$35,180	\$36,670
• File Clerks	\$16.59	\$16.15	\$34,510	\$33,590
• Hotel, Motel, and Resort Desk Clerks	\$10.78	\$10.80	\$22,420	\$22,470
• Interviewers, Except Eligibility and Loan	\$14.26	\$14.83	\$29,660	\$30,850
• Library Assistants, Clerical	\$12.97	\$13.45	\$26,970	\$27,990
• Order Clerks	\$14.66	\$15.90	\$30,490	\$33,070
• Human Resources Assistants, Except Payroll and Tim	\$18.32	\$18.47	\$38,100	\$38,420
• Receptionists and Information Clerks	\$11.88	\$12.21	\$24,710	\$25,390
• Information and Record Clerks, All Other	\$19.51	\$20.55	\$40,570	\$42,730
• Police, Fire, and Ambulance Dispatchers	\$18.81	\$19.98	\$39,120	\$41,560
• Dispatchers, Except Police, Fire, and Ambulance	\$18.20	\$18.67	\$37,860	\$38,820
• Meter Readers, Utilities	\$18.23	\$18.49	\$37,930	\$38,460
• Postal Service Clerks	\$27.31	\$25.55	\$56,800	\$53,150
• Postal Service Mail Carriers	\$27.23	\$24.34	\$56,630	\$50,630
• Production, Planning, and Expediting Clerks	\$19.42	\$19.83	\$40,390	\$41,240
• Shipping, Receiving, and Traffic Clerks	\$14.56	\$15.22	\$30,280	\$31,660
• Stock Clerks and Order Fillers	\$10.85	\$11.87	\$22,570	\$24,690
• Executive Secretaries and Executive Administrative	\$22.19	\$22.27	\$46,160	\$46,320
• Medical Secretaries	\$15.54	\$15.47	\$32,310	\$32,170
• Secretaries and Administrative Assistants, Except	\$14.68	\$15.44	\$30,530	\$32,100
• Data Entry Keyers	\$13.89	\$14.15	\$28,880	\$29,430
• Insurance Claims and Policy Processing Clerks	\$14.59	\$14.83	\$30,360	\$30,840
• Office Clerks, General	\$13.49	\$14.22	\$28,060	\$29,580
• Office and Administrative Support Workers, All Oth	\$17.89	\$17.26	\$37,220	\$35,910
• Farming, Fishing, and Forestry Occupations	\$10.82	\$12.23	\$22,500	\$25,430
• Farmworkers and Laborers, Crop, Nursery, and Green	\$9.05	\$9.45	\$18,820	\$19,660
• Construction and Extraction Occupations	\$17.79	\$18.71	\$37,010	\$38,920
• First-Line Supervisors of Construction Trades and	\$25.14	\$24.03	\$52,290	\$49,970
• Brickmasons and Blockmasons	\$20.11	\$20.75	\$41,830	\$43,160
• Carpenters	\$18.57	\$19.52	\$38,620	\$40,610
• Cement Masons and Concrete Finishers	\$19.93	\$18.77	\$41,460	\$39,050
• Construction Laborers	\$14.48	\$15.03	\$30,130	\$31,260
• Paving, Surfacing, and Tamping Equipment Operators	\$16.48	\$17.30	\$34,270	\$35,980
• Operating Engineers and Other Construction Equipme	\$17.75	\$18.22	\$36,910	\$37,900
• Drywall and Ceiling Tile Installers	\$16.14	\$15.53	\$33,570	\$32,300
• Electricians	\$21.06	\$22.26	\$43,810	\$46,300
• Painters, Construction and Maintenance	\$17.13	\$17.23	\$35,620	\$35,840
• Plumbers, Pipefitters, and Steamfitters	\$21.06	\$21.08	\$43,810	\$43,850
• Roofers	\$19.33	\$20.62	\$40,210	\$42,890
• Sheet Metal Workers	\$17.16	\$17.58	\$35,690	\$36,570
• Helpers--Painters, Paperhangers, Plasterers, and S	\$12.26	\$12.33	\$25,500	\$25,660
• Construction and Building Inspectors	\$23.76	\$25.98	\$49,410	\$54,050

• Highway Maintenance Workers	\$17.41	\$17.41	\$36,220	\$36,210
• Installation, Maintenance, and Repair Occupations	\$17.77	\$19.14	\$36,950	\$39,810
• First-Line Supervisors of Mechanics, Installers, a	\$23.69	\$25.40	\$49,280	\$52,830
• Computer, Automated Teller, and Office Machine Rep	\$14.57	\$14.66	\$30,310	\$30,480
• Telecommunications Equipment Installers and Repair	\$21.62	\$23.13	\$44,970	\$48,120
• Electric Motor, Power Tool, and Related Repairers	\$16.63	\$15.51	\$34,590	\$32,250
• Automotive Body and Related Repairers	\$26.59	\$26.51	\$55,320	\$55,150
• Automotive Service Technicians and Mechanics	\$17.93	\$18.32	\$37,290	\$38,100
• Bus and Truck Mechanics and Diesel Engine Speciali	\$22.67	\$24.48	\$47,160	\$50,910
• Mobile Heavy Equipment Mechanics, Except Engines	\$24.95	\$25.99	\$51,900	\$54,070
• Tire Repairers and Changers	\$10.95	\$11.66	\$22,780	\$24,260
• Control and Valve Installers and Repairers, Except	\$24.75	\$22.10	\$51,480	\$45,960
• Heating, Air Conditioning, and Refrigeration Mecha	\$18.27	\$18.63	\$38,000	\$38,750
• Industrial Machinery Mechanics	\$25.68	\$26.26	\$53,410	\$54,620
• Maintenance Workers, Machinery	\$18.30	\$20.07	\$38,060	\$41,750
• Maintenance and Repair Workers, General	\$15.54	\$15.38	\$32,320	\$32,000
• Helpers--Installation, Maintenance, and Repair Wor	\$13.26	\$13.33	\$27,570	\$27,730
• Installation, Maintenance, and Repair Workers, All	\$13.75	\$14.11	\$28,610	\$29,340
• Production Occupations	\$15.92	\$17.22	\$33,110	\$35,820
• First-Line Supervisors of Production and Operating	\$22.37	\$23.93	\$46,530	\$49,780
• Electrical and Electronic Equipment Assemblers	\$14.24	\$15.06	\$29,620	\$31,330
• Team Assemblers	\$13.10	\$13.51	\$27,260	\$28,110
• Assemblers and Fabricators, All Other	*	*	*	*
• Bakers	\$13.73	\$13.71	\$28,560	\$28,520
• Butchers and Meat Cutters	\$16.68	\$16.06	\$34,690	\$33,400
• Cutting, Punching, and Press Machine Setters, Oper	\$12.67	\$12.46	\$26,340	\$25,910
• Grinding, Lapping, Polishing, and Buffing Machine	\$13.51	\$14.74	\$28,100	\$30,660
• Machinists	\$16.23	\$17.18	\$33,760	\$35,720
• Welders, Cutters, Solderers, and Brazers	\$21.23	\$21.23	\$44,160	\$44,170
• Printing Press Operators	\$16.81	\$16.50	\$34,960	\$34,310
• Print Binding and Finishing Workers	\$13.11	\$13.03	\$27,260	\$27,110
• Laundry and Dry-Cleaning Workers	\$9.39	\$10.71	\$19,530	\$22,270
• Cabinetmakers and Bench Carpenters	\$16.03	\$17.72	\$33,340	\$36,860
• Water and Wastewater Treatment Plant and System Op	\$20.34	\$21.66	\$42,300	\$45,050
• Separating, Filtering, Clarifying, Precipitating,	\$15.03	\$16.85	\$31,250	\$35,050
• Crushing, Grinding, and Polishing Machine Setters,	\$19.70	\$20.38	\$40,980	\$42,390
• Inspectors, Testers, Sorters, Samplers, and Weighe	\$18.13	\$19.11	\$37,720	\$39,750
• Molders, Shapers, and Casters, Except Metal and PI	\$11.15	\$11.52	\$23,190	\$23,950
• Helpers--Production Workers	\$11.78	\$12.16	\$24,490	\$25,290
• Production Workers, All Other	\$17.85	\$18.43	\$37,130	\$38,320
• Transportation and Material Moving Occupations	\$14.65	\$16.52	\$30,470	\$34,370
• First-Line Supervisors of Helpers, Laborers, and M	\$23.20	\$24.49	\$48,250	\$50,940
• First-Line Supervisors of Transportation and Mater	\$20.60	\$21.56	\$42,850	\$44,850
• Commercial Pilots	*	*	\$56,500	\$62,310
• Bus Drivers, Transit and Intercity	\$12.61	\$13.29	\$26,230	\$27,630
• Bus Drivers, School or Special Client	\$13.70	\$13.94	\$28,490	\$28,990
• Driver/Sales Workers	\$8.91	\$9.51	\$18,530	\$19,780
• Heavy and Tractor-Trailer Truck Drivers	\$17.21	\$17.15	\$35,790	\$35,680
• Light Truck or Delivery Services Drivers	\$17.60	\$19.02	\$36,610	\$39,570
• Taxi Drivers and Chauffeurs	\$9.28	\$9.86	\$19,310	\$20,510
• Parking Lot Attendants	\$9.09	\$9.69	\$18,920	\$20,160
• Automotive and Watercraft Service Attendants	\$12.67	\$13.25	\$26,360	\$27,550
• Excavating and Loading Machine and Dragline Operat	\$18.29	\$18.96	\$38,050	\$39,430
• Industrial Truck and Tractor Operators	\$14.73	\$14.61	\$30,630	\$30,390
• Cleaners of Vehicles and Equipment	\$9.90	\$10.74	\$20,590	\$22,350
• Laborers and Freight, Stock, and Material Movers,	\$12.46	\$12.98	\$25,910	\$26,990
• Packers and Packagers, Hand	\$9.34	\$10.04	\$19,420	\$20,870
• Refuse and Recyclable Material Collectors	\$17.13	\$17.19	\$35,630	\$35,750

Source: Bureau of Labor Statistics on May, 2016