

COVID-19 Update

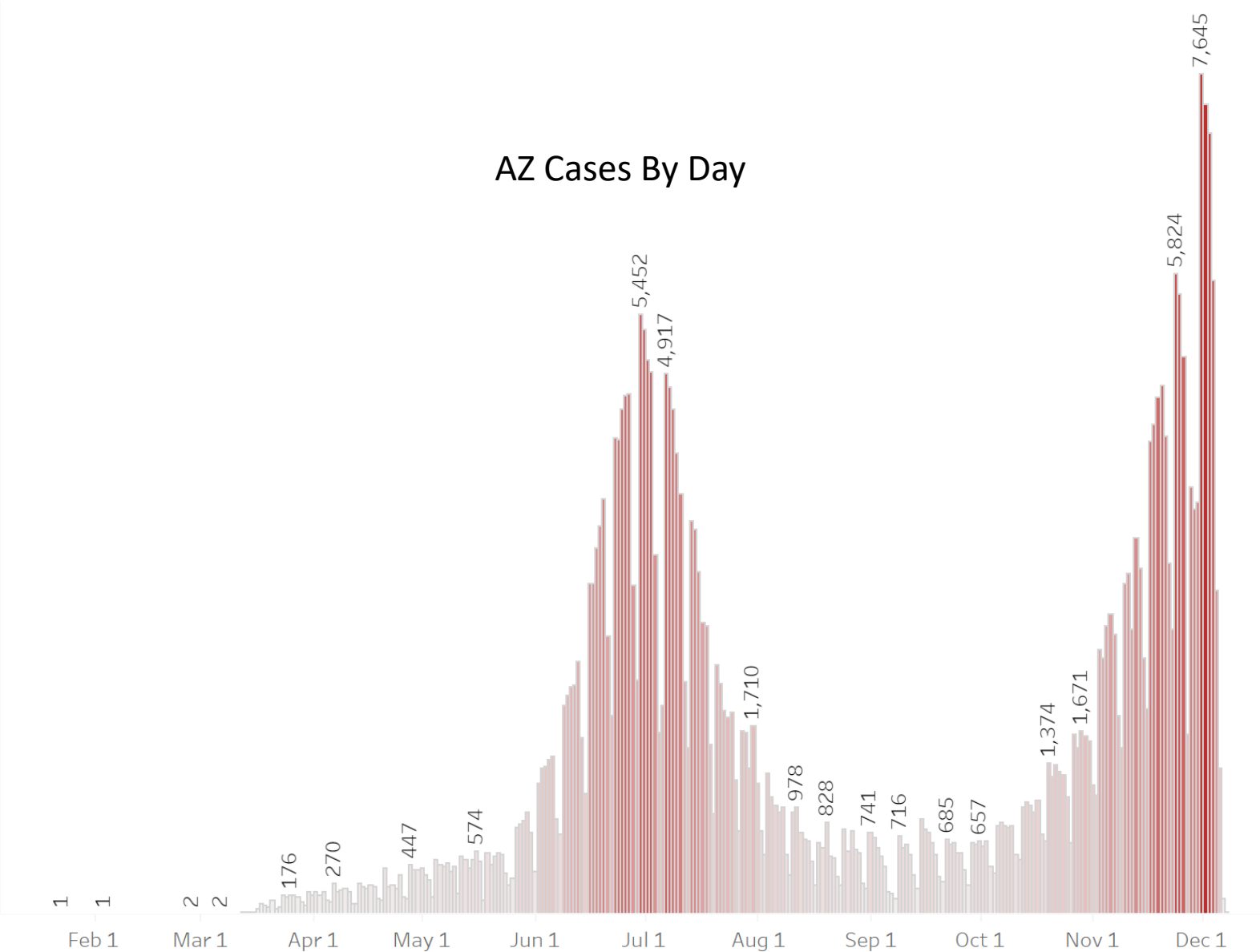
Sedona City Council Meeting

12/8/20

Prepared by Justin Clifton, City Manager



AZ Cases By Day

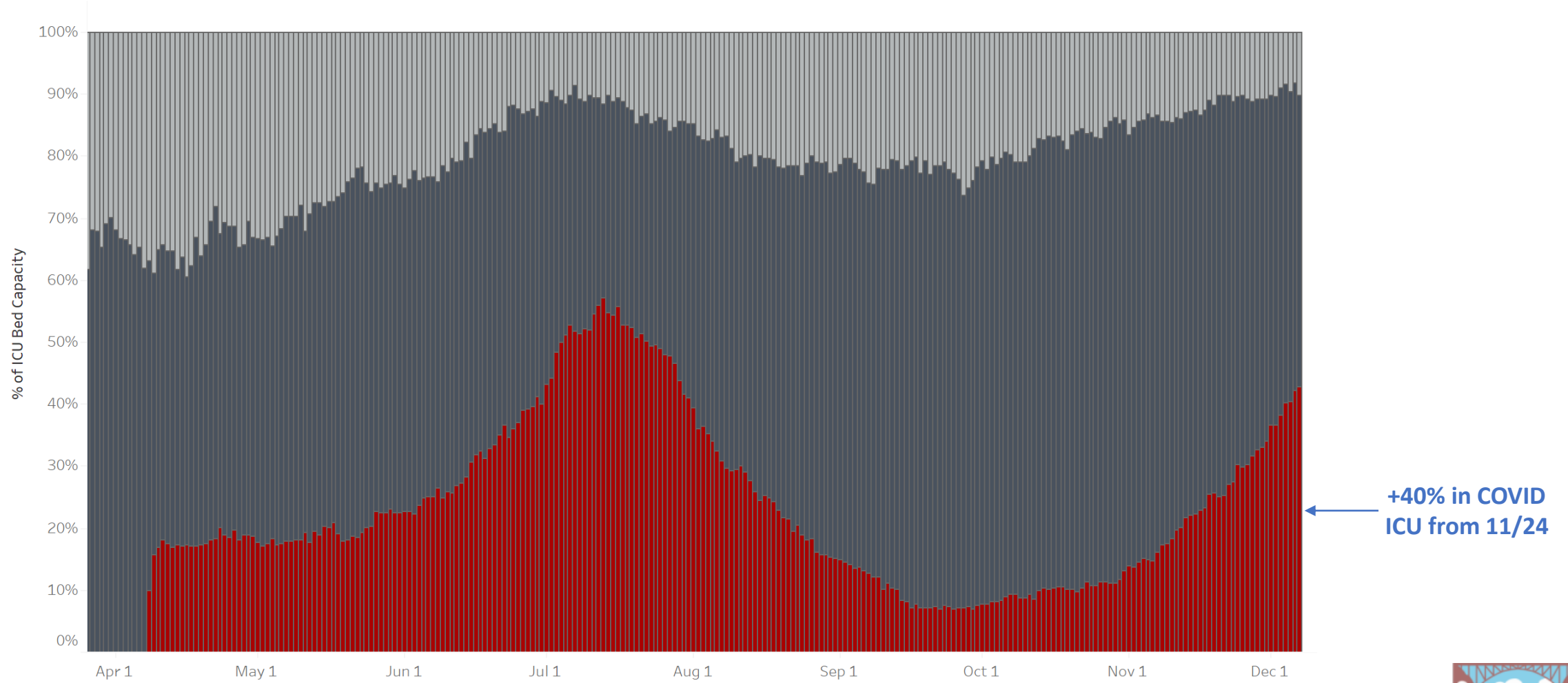


*Illnesses in the last 4-7 days may not be reported yet

<https://www.azdhs.gov/preparedness/epidemiology-disease-control/infectious-disease-epidemiology/covid-19/dashboards/index.php>



- Adult Intensive Care Unit Beds Available
- Adult Intensive Care Beds in Use by Non-COVID Patients
- Adult Intensive Care Beds in Use by COVID Patients

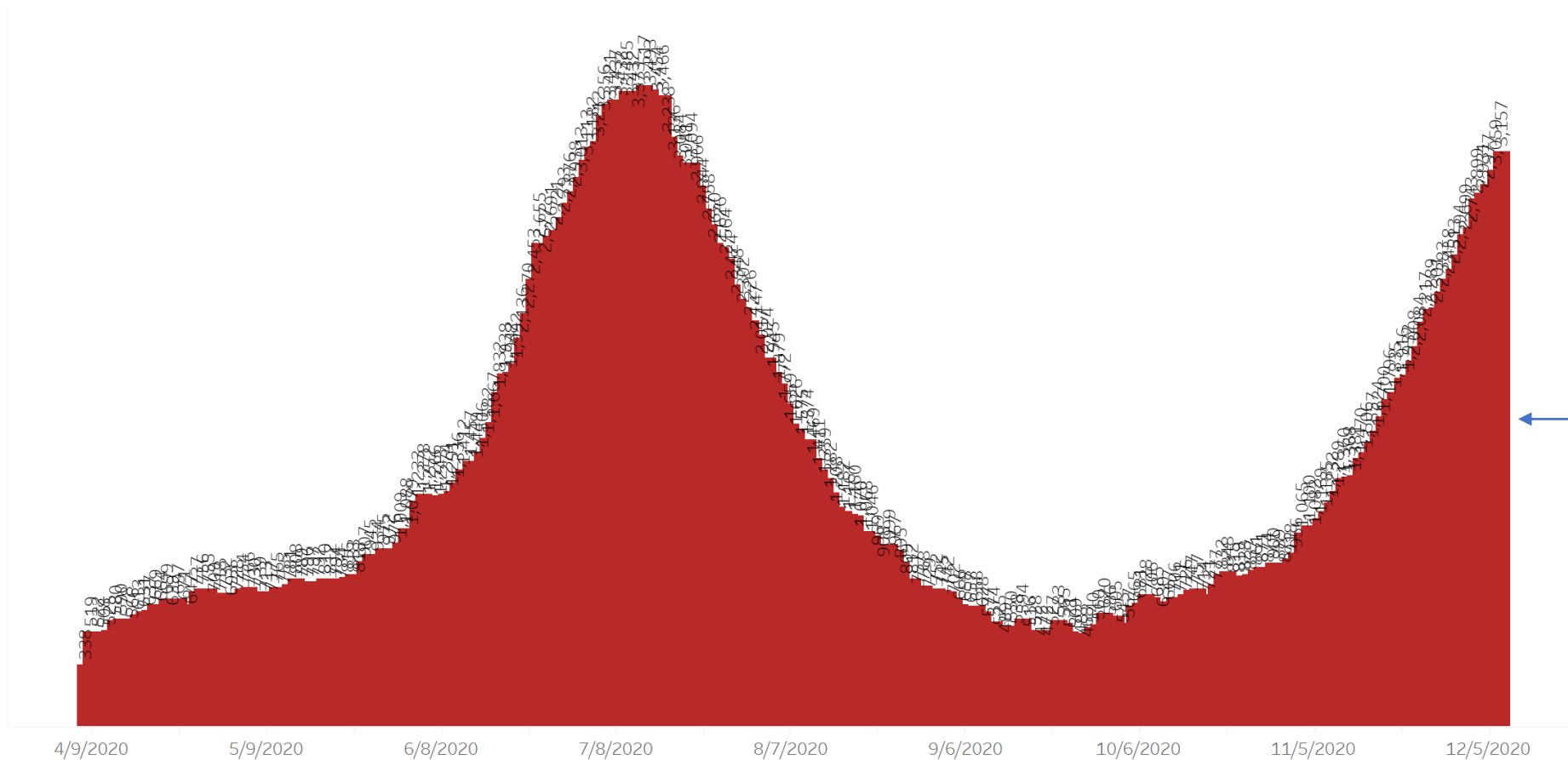


<https://www.azdhs.gov/preparedness/epidemiology-disease-control/infectious-disease-epidemiology/covid-19/dashboards/index.php>



Number of Positive or Suspected **Inpatient COVID-19 Patients**

Hover over the icon to get more information on the data in this dashboard.

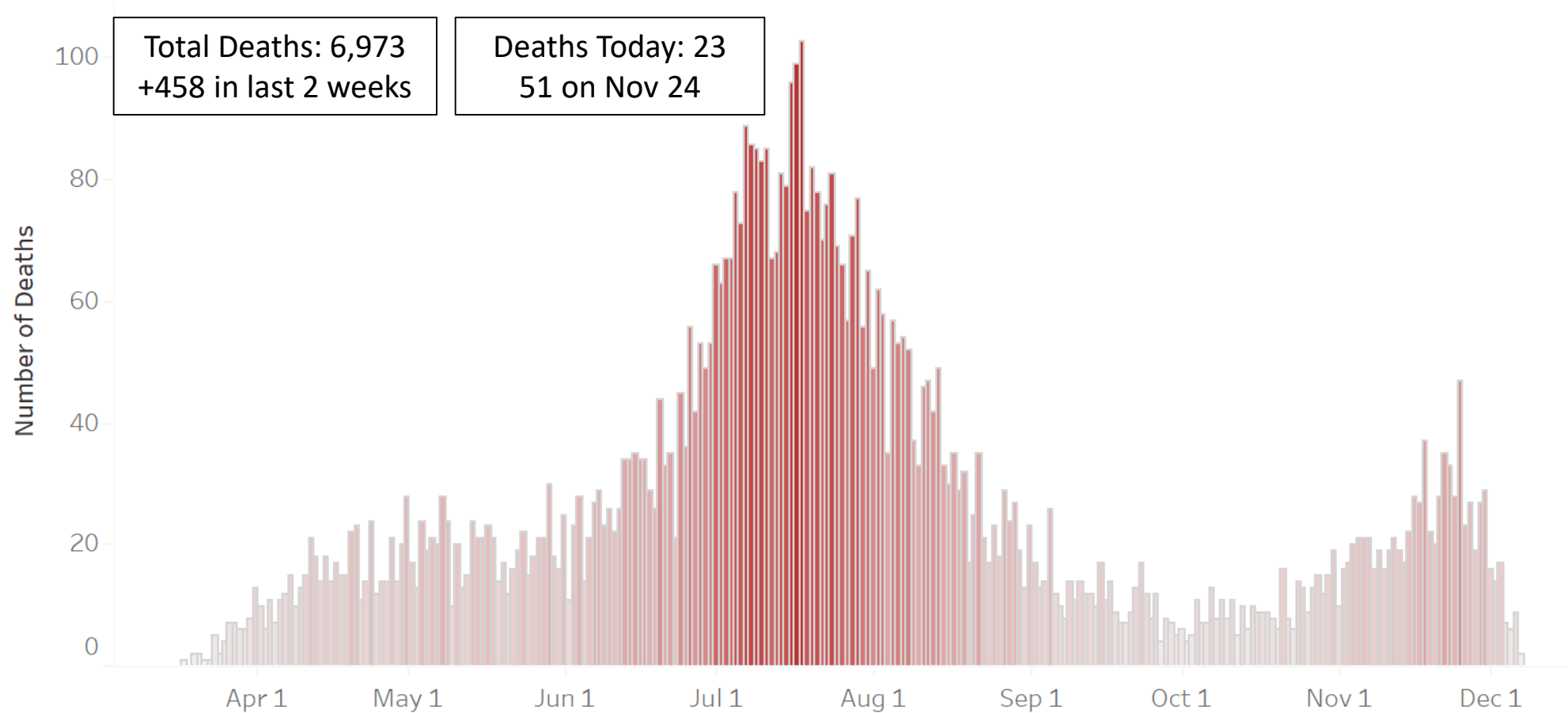


3,157, up 42% in the last 2 weeks

<https://www.azdhs.gov/preparedness/epidemiology-disease-control/infectious-disease-epidemiology/covid-19/dashboards/index.php>



COVID-19 Deaths by Date of Death



Recent deaths may not be reported yet. Cases missing the date of death are excluded from the graph above, but are included in all other numbers.

<https://www.azdhs.gov/preparedness/epidemiology-disease-control/infectious-disease-epidemiology/covid-19/dashboards/index.php>



AZ Changes in Total Deaths

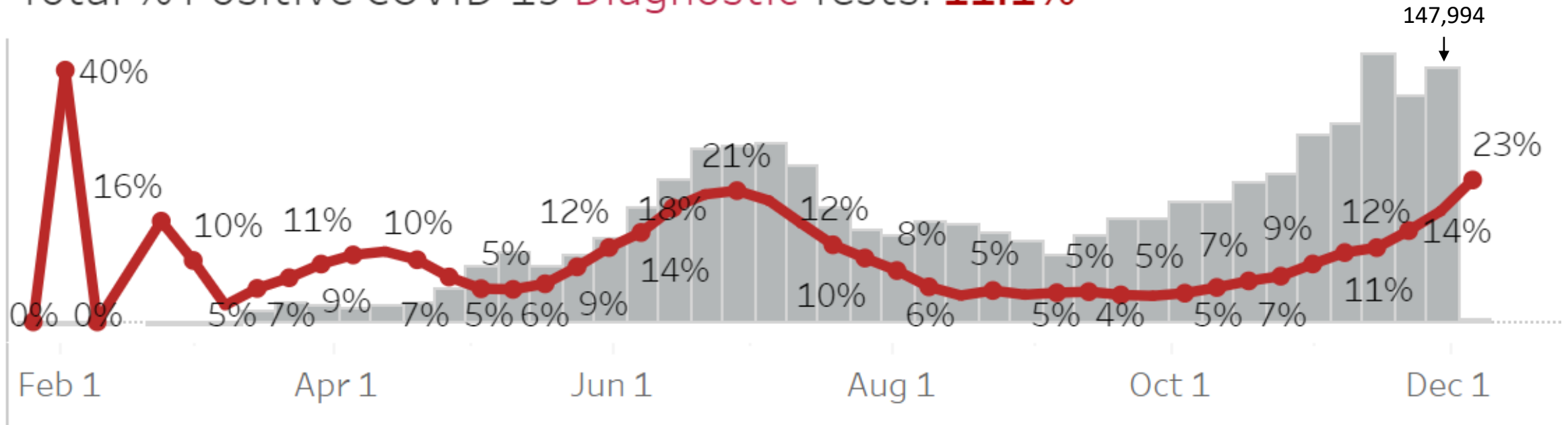
Date	Cases	Change	Deaths/day
8/11	4,199		
9/8	5,221	+1,022	36.5
10/13	5,767	+546	26
10/27	5,891	+124	8.9
11/10	6,192	+301	21.5
11/24	6,515	+323	23
12/8	6,973	+458	32.7

Data pulled from City Council reports 8/11 through 11/10



AZ Tests and Percent Positive

Total % Positive COVID-19 Diagnostic Tests: **11.1%**



Local Data

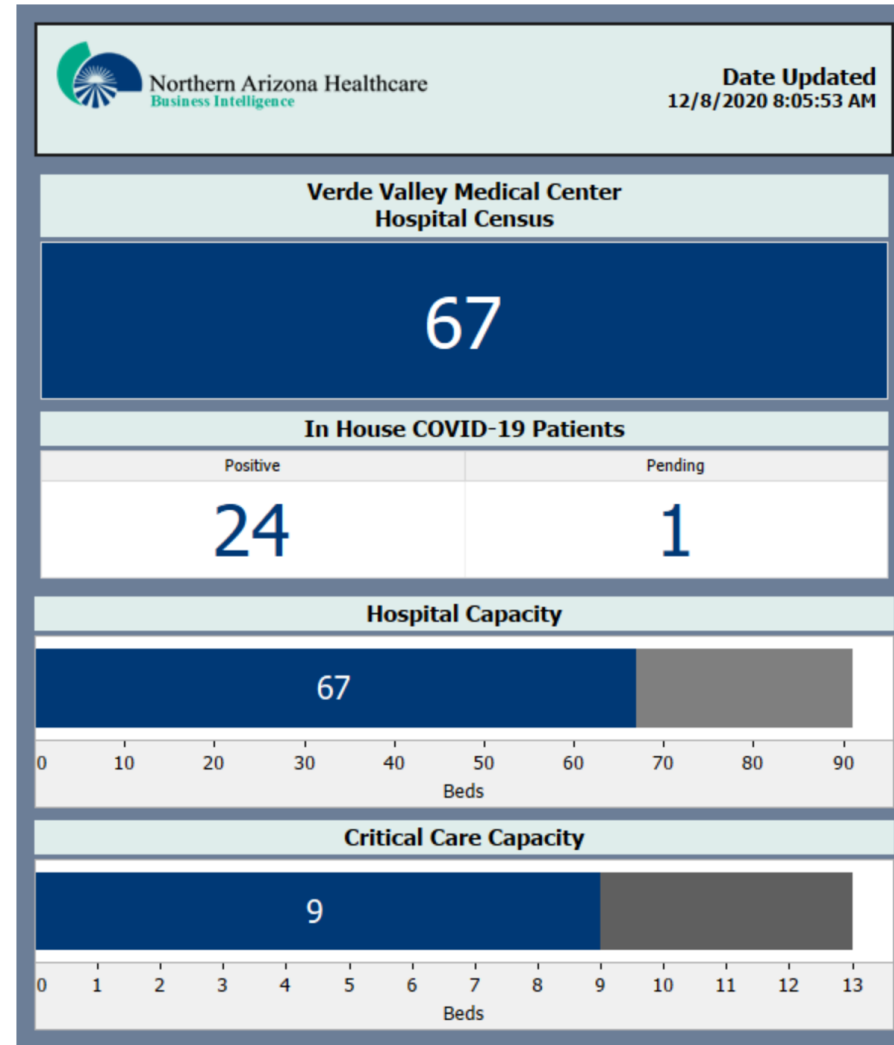
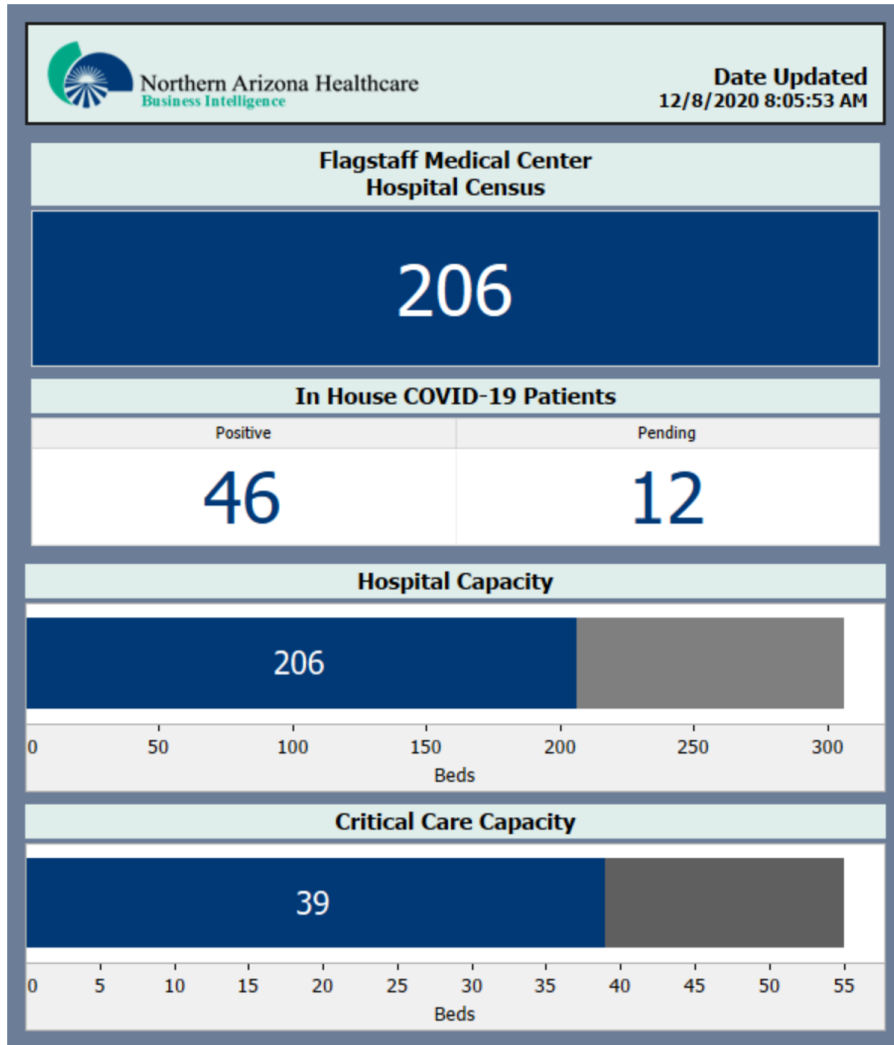
Yavapai County Cases:

- **Coconino:** Cases as of 12/8/: 8,344 - up from 6,977 on 11/24 (+20%)
- **Yavapai:** Total cases as of 12/8: 7,125 - up from 4,746 on 11/24 (+50%)
- **Greater Sedona:** Total cases as of 12/8: 481 - up from 322+ on 11/24(+50%)

# of Cases	Date	Days After	# of Cases	Date	Days After
500+	6/24	97	5,500	11/30	0
1000+	7/10	16	6,000	12/3	4
1500+	7/23	13	6,500	12/7	4
2000+	8/10	18	7,000	12/8	1
2500+	9/27	47			
3000+	10/30	33			
3500+	11/13	14			
4000+	11/19	6			
4500+	11/23	4			
5,000	11/30	7			



Local Hospital Data



CDC definitions of transmission:

Minimal Community Spread: Evidence of isolated cases or limited community transmission, case investigations underway; no evidence of exposure in large communal setting.

Moderate Community Spread: Sustained transmission with high likelihood or confirmed exposure within communal settings and potential for rapid increase in cases.

Substantial Community Spread: Large scale, controlled community transmission, including communal settings (e.g., schools, workplaces).

ADHS definitions/ benchmarks of community transmission:

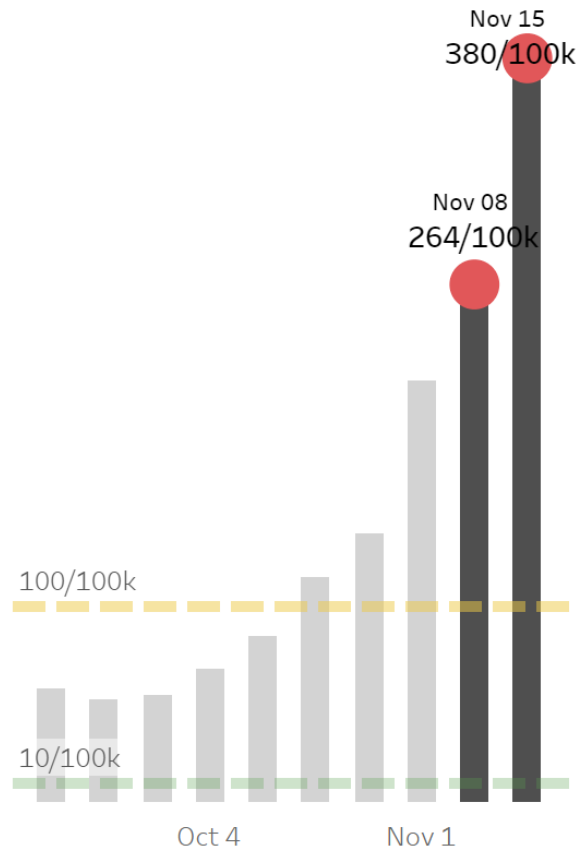
BENCHMARKS	Minimal	Moderate	Substantial
CASES	<10 cases/100,000	10-100 cases/100,000	>100 cases/100,000
PERCENT POSITIVITY	<5%	5-10%	≥10%
COVID LIKE ILLNESS	<5%	5-10%	>10%



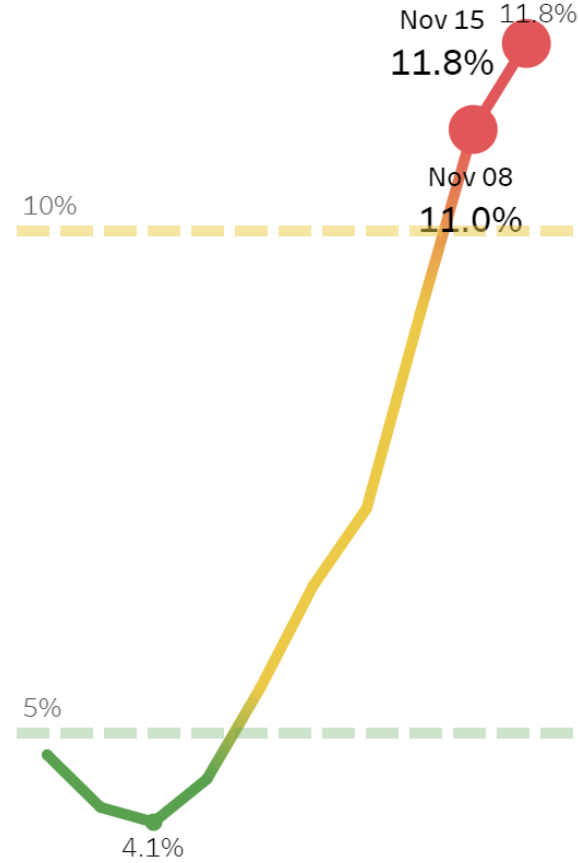
Showing data for **All Counties**

Business Reopening Status: **Moderate**

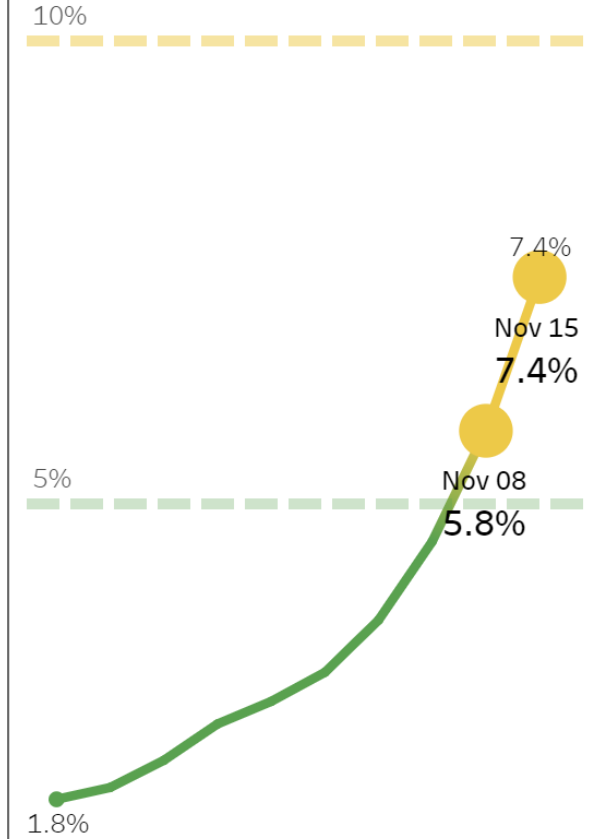
1) Cases per 100,000 individuals



2) Percent positivity



3) Hospital visits for COVID-like illnesses in the region

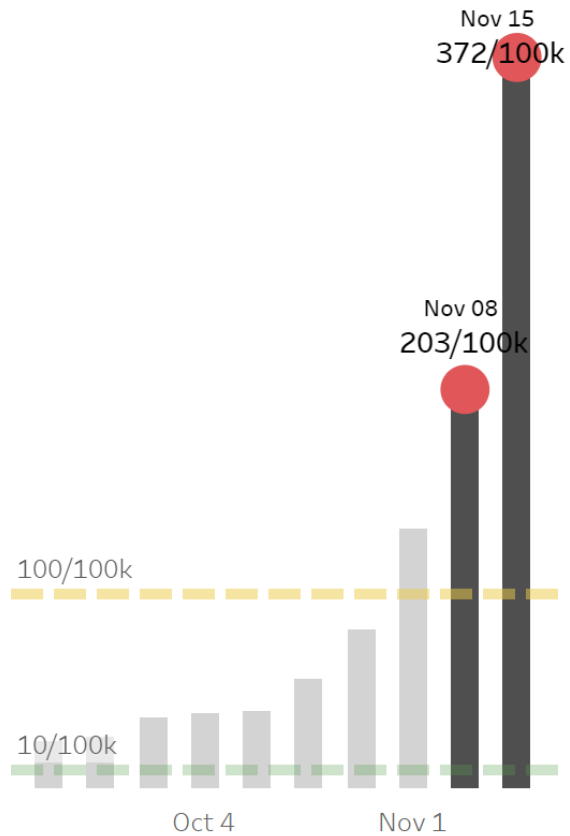


Date Updated: 12/3/2020

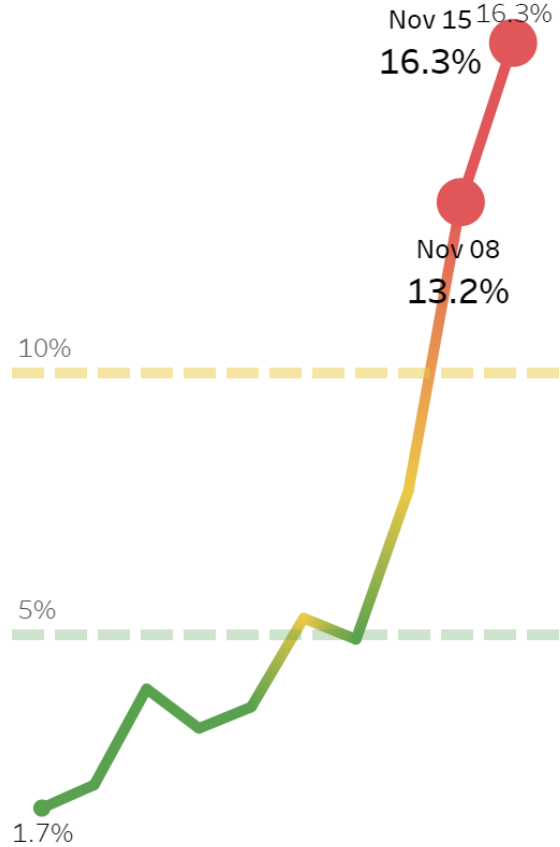
<https://azdhs.gov/preparedness/epidemiology-disease-control/infectious-disease-epidemiology/index.php#novel-coronavirus-community>



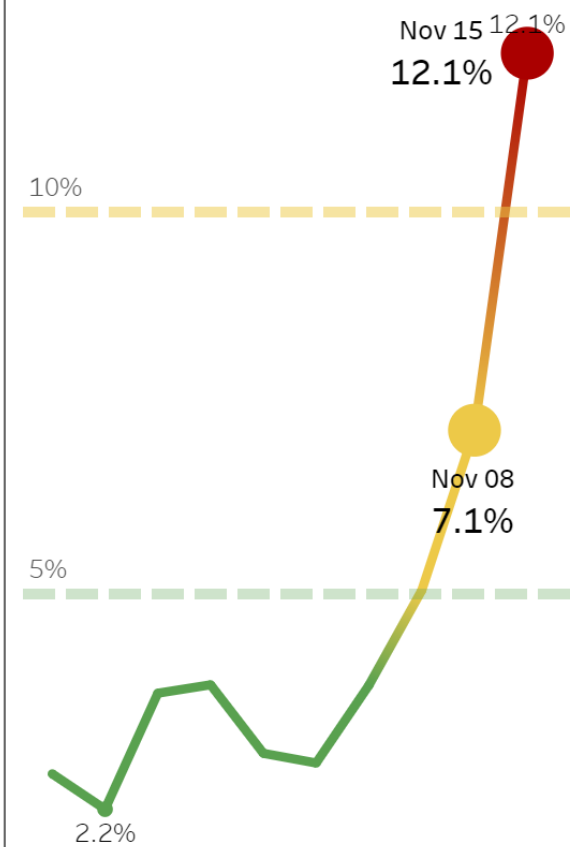
1) Cases per 100,000 individuals



2) Percent positivity



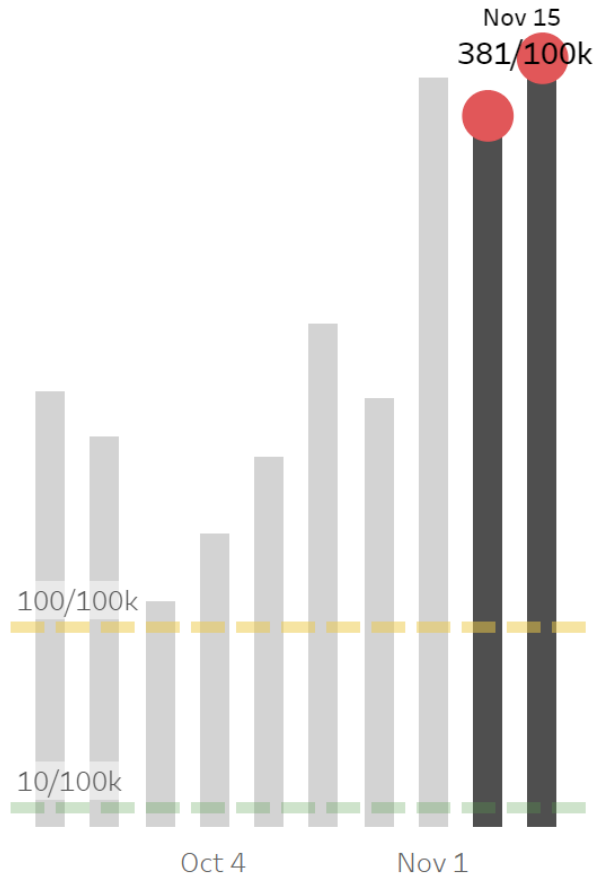
3) Hospital visits for COVID-like illnesses in the region



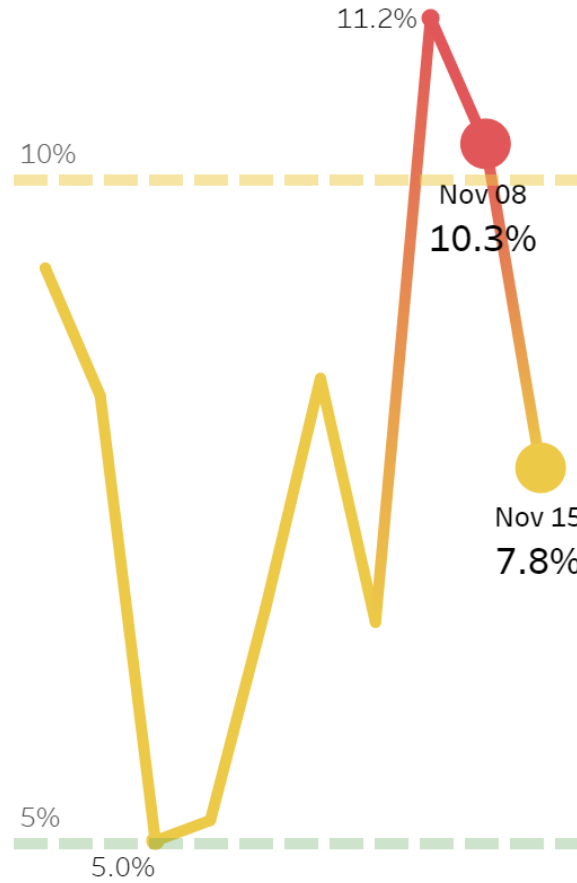
Date Updated: 12/3/2020



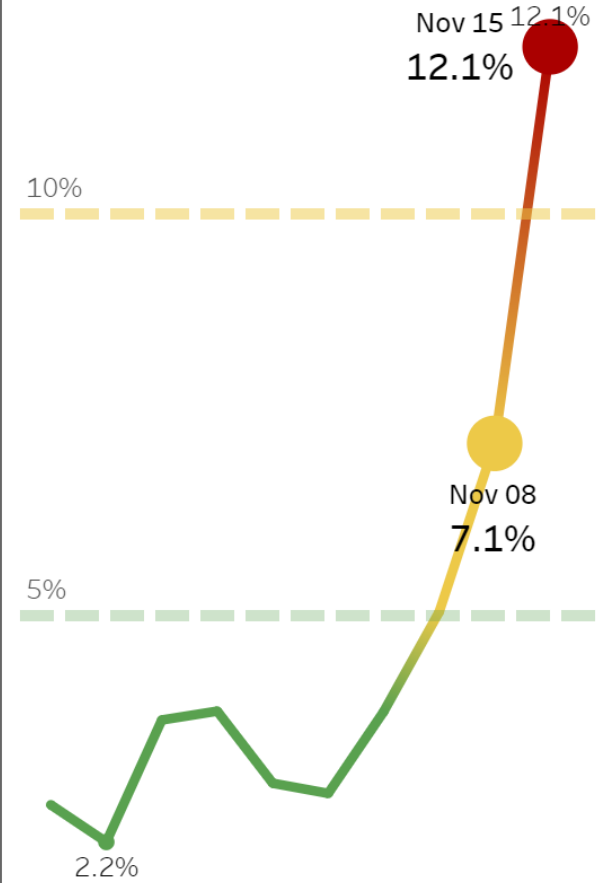
1) Cases per 100,000 individuals



2) Percent positivity



3) Hospital visits for COVID-like illnesses in the region



Date Updated: 12/3/2020



BENCHMARKS	Minimal	Moderate	Substantial
Gyms	50% occupancy, must continue to implement ADHS mitigation requirements until < 3% positivity	25% occupancy, must implement ADHS mitigation requirements	Closed
Movie Theaters, Water Parks and Tubing	50% occupancy, must continue to implement ADHS mitigation requirements until < 3% positivity.	50% occupancy, must implement ADHS mitigation requirements	Closed
Bars and nightclubs that have a food establishment permit	50% occupancy, only if converted to restaurant service per ADHS mitigation requirements until < 3% positivity. Once < 3% positivity, 50% occupancy operating as a bar with ADHS mitigation requirements.	50% occupancy, only if converted to restaurant service per ADHS mitigation requirements. Encourage outdoor dining	Closed
Bars and nightclubs without a food establishment permit	Closed until 3% positivity. Once 3% positivity, operate at 50% occupancy with ADHS mitigation requirements.	Closed	Closed

<https://azgovernor.gov/governor/news/2020/08/arizona-department-health-services-phased-reopening-plan-paused-industries>



Latest Trends

- Planning for vaccine distribution is underway
 - <https://www.raps.org/news-and-articles/news-articles/2020/3/covid-19-vaccine-tracker#:~:text=OWS%20has%20selected%20three%20vaccine,and%20Pfizer%20and%20BioNTech's%20BNT162.>
- Current hospitalization over 100K for the first time
 - <https://covidtracking.com/data/national/hospitalization>
- US Cases = 196k daily avg. last 7 days – highest YTD (up from 171K two week ago)
 - https://covid.cdc.gov/covid-data-tracker/#trends_dailytrendscases
- 48% of cases in greater Sedona came in the last four weeks, meaning cases have almost doubled in less than a month
- Data from Yavapai and Coconino Counties indicates 0-5 deaths
- City continuing social media campaign



STAY SAFE DURING THE HOLIDAYS

Did you know? COVID-19 's incubation time is up to 14 days, and a negative test is not always proof you aren't or won't be infectious:



Protect you and your family: avoid large gatherings this holiday season.





City of Sedona Government

December 5 at 2:35 PM · 🌐



YAVAPAI COUNTY SEES SHARP RISE IN COVID-19 CASES

As Yavapai County Community Health Services Director Leslie Horton says, Yavapai County is seeing a record number of COVID-19 cases.

Hospitalization rates have sky rocketed and our Verde Valley hospitals are close to capacity.... **See More**



Community Support

- Winter advertising markets in CA are on pause – Phoenix remains
 - Some ad campaigns target masks and other safety protocols
- Hotel Occupancy continues to improve
 - Weekly occupancy around 76% for the last 4 weeks
 - Approximately 2% below normal for the last 4 weeks
 - Average Daily Rate (ADR) is more about 16% above previous year for the last 4 weeks
- No new direct financial support to community organizations



City Finances and Operations

- June sales tax better than expected
- July sales tax down about 3%
- Aug sales tax up 13%
- September sales tax 10%
- Continuing limited open hours 8-12 Monday through Thursday
 - Growing concerns could lead to office closures
- Five confirmed cases among team members
- Financial outlook: cautiously optimistic



Questions?

