

# Uptown CFA

---

CITY COUNCIL, SEPTEMBER 14, 2021

---

This is a time of transition.

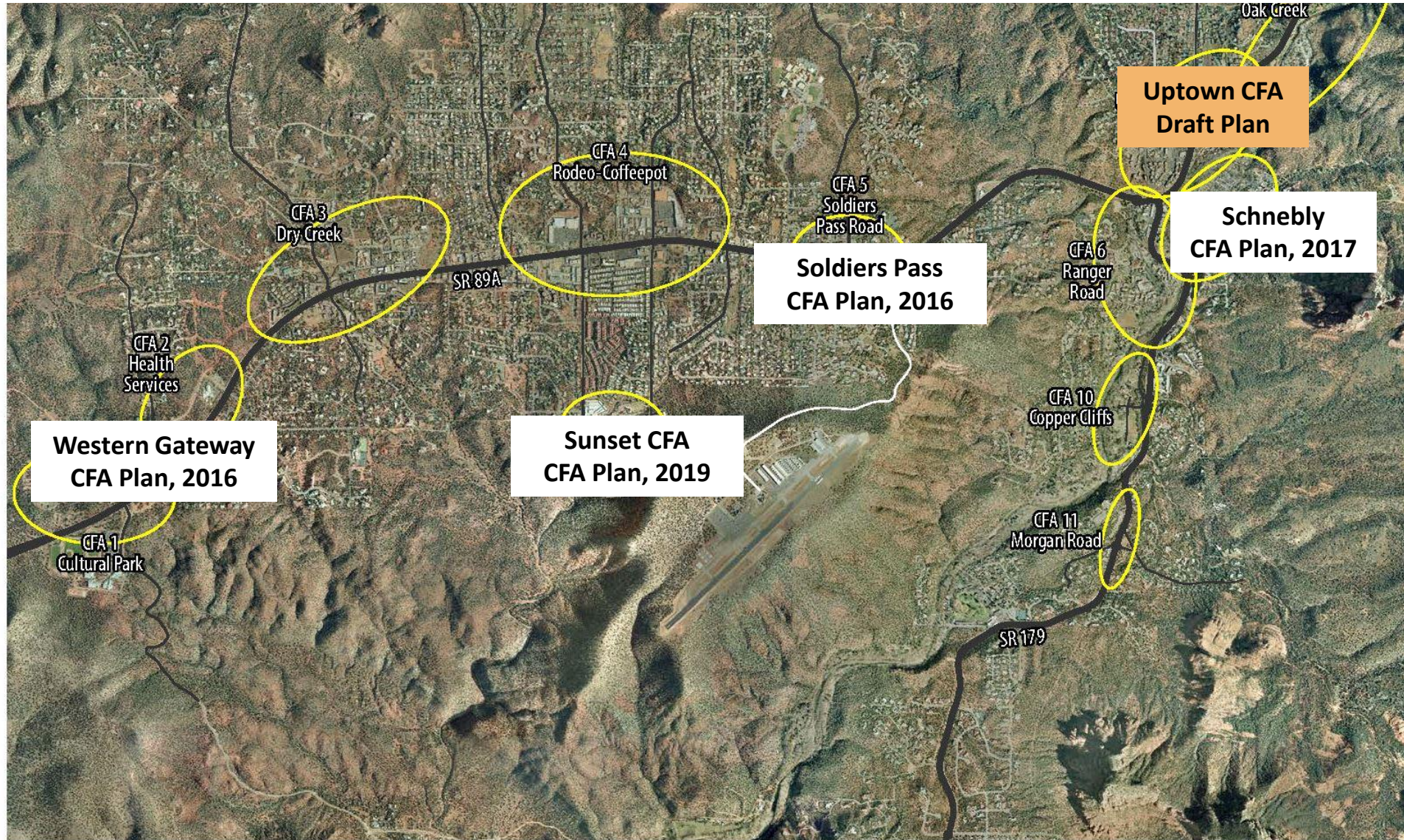
Two years of a pandemic.

Changes to the economy, community, and environment.

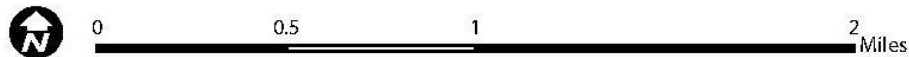
Community Plan update starting now.



# Status of CFA Plans



Not shown: CFA 13 Wastewater Treatment Plant, 4 miles west of City  
Map for illustration purposes only - actual boundaries and affected  
parcels will be determined through the future CFA planning process.



# Community Plan Update

- Timing
  - Background work underway
  - Public kick-off in October
- Community Vision
  - Revisit the vision and goals
  - Extensive public input

**Vision**  
Sedona is a community that nurtures connections between people, encourages healthy and active lifestyles, and supports a diverse and prosperous economy, with priority given to the protection of the environment.

**Six Major Outcomes**  
Over the next 10 years, Sedona will work to achieve six major outcomes that will define and distinguish our overall community character.

The following outcomes explain what we want the community to look and feel like in 2020 and beyond.

**Commitment to Environmental Protection**  
Sedona has become an international model for the successful balancing of environmental protection and human wants and needs. To protect our unique setting for future residents, Sedona's city government and residents have worked in tandem to achieve and promote sustainable living, and to develop best practices for maintaining sustainable business and recreational philosophies.

**Economic Diversity**  
The Sedona economy is more diversified, thus becoming healthier, and more robust, and less dependent on tourism. Business owners and professionals choose to live and do business in Sedona for our quality of life, focus on people, the arts, and the environment. Our public-private partnerships have provided much needed technological and business resources.

**Housing Diversity**  
Sedona has fostered the building of different housing types to provide more options for all ages and income levels by using innovative public policies and programs and nurturing partnerships with private developers. This housing diversity has attracted more young people, families, and professionals, to become a vital part of our community life.

**Community Gathering Places**  
Sedona has developed a network of formal and informal community gathering spaces that create unexpected encounters and ignite interactions between people, and forge a sense of renewed community connections. They provide a forum for the exchange of ideas, and promote individuals' understanding of one another's culture and humanity.

**Reduced Traffic**  
Sedona has reduced traffic by working with developers and property owners to create mixed use walkable areas and districts, while limiting the construction of new roads. Sedona has built new sidewalks, trails, and bikeways to enhance travel options between existing neighborhoods and commercial areas, and provide cross-community connections. We have a robust transit system that offers residents and visitors an alternative to driving.

**Access to Oak Creek**  
Sedona has created environmentally sensitive park and trail access to Oak Creek - one of the community's greatest treasures - to provide educational and recreational opportunities for residents and visitors.

**SEDONA  
AS SEEN FROM 2020  
AND BEYOND**

**Sustainability**  
**An Inclusive Goal of the Plan**  
Sustainability is a fundamental goal of this Community Plan. Sustainability as envisioned by the Community Plan is not just about reducing our impact on the environment, but is equally about maintaining and enhancing the connections and ties that bind individuals and form Sedona's community fabric. Sustainability in the Sedona of today and tomorrow will lead to policies and actions by government and citizens that enhance our natural and built environments, create a diversified economy, improve individual and collective quality of life, and create an educated, equitable and prosperous community.

**Vision Themes**  
Each vision statement below presents a picture of what Sedona will look and feel like in 2020 and beyond.

**Environmental Stewardship**  
Sedona is known for practices that respect and protect the natural environment, and as the responsible caretaker of one of the world's greatest treasures.

**Walkability**  
We enjoy the option of walking - for pleasure or purpose - from neighborhoods, shops, restaurants, transit, and trailheads linked by safe, practical, and enjoyable routes.

**Improved Traffic Flow**  
We travel efficiently throughout Sedona using safe roads, pedestrian and bicycle pathways, and convenient transit.

**Economic Diversity**  
Sedona has a resilient economy, provides the highest quality of service to visitors, and offers rewarding and diverse employment opportunities.

**Community Connections**  
We meet - at events and at random - to share experiences, help others, improve our community, enjoy the arts, and celebrate our heritage.

**Sense of Place**  
We appreciate and respect our unique surroundings that reflect the natural beauty, arts, culture, heritage, and opportunities for physical and spiritual renewal.

# Shifting Tourism Trends

---

- Increased tourism
  - Influence of Covid-19 pandemic
- Short-term vacation rentals

# Sedona in Motion Projects

---


- Forest Rd extension to W 89A
- Parking garage on Forest Rd
- Future transit system and hub


# City-wide Development

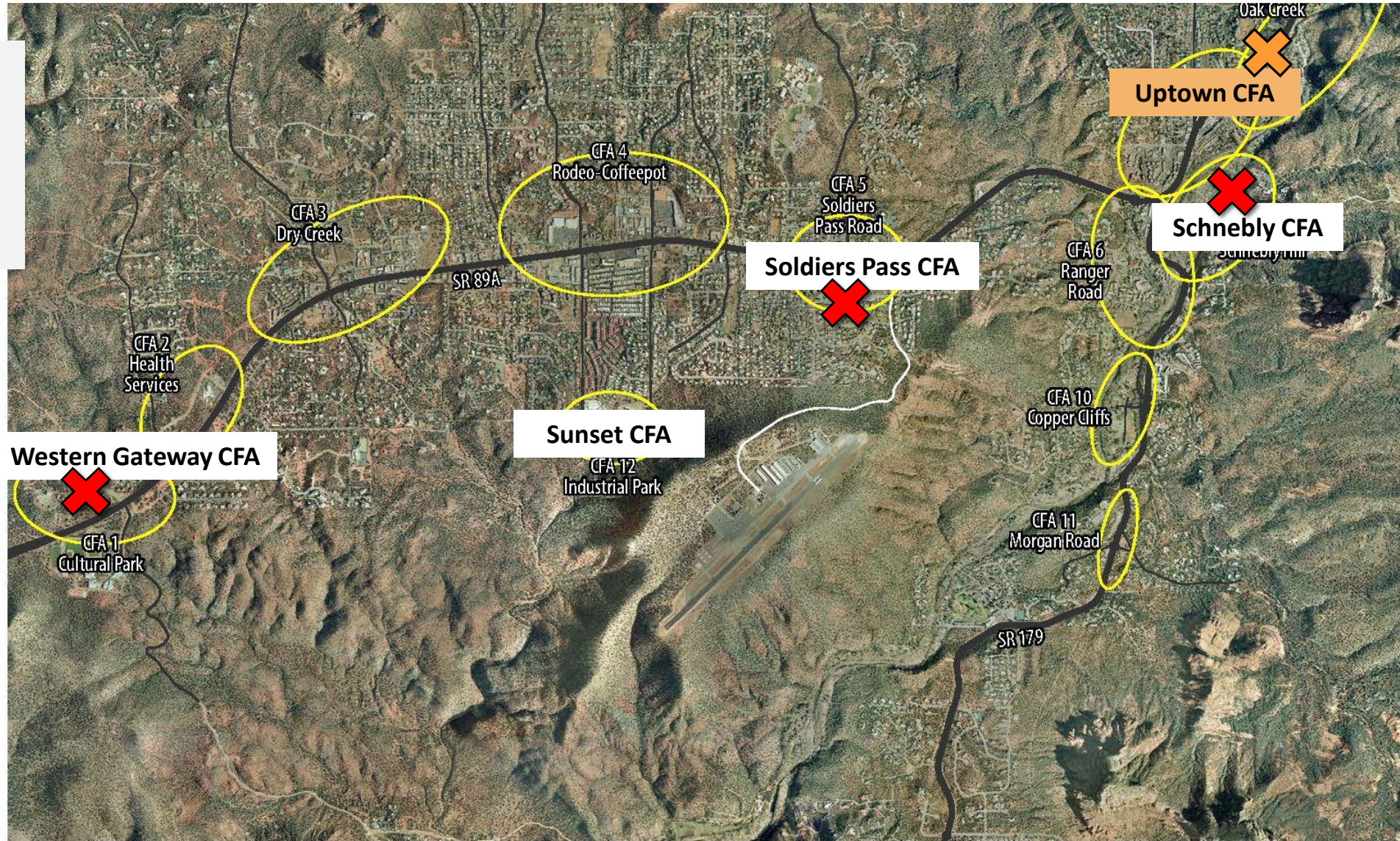
---

- Developer interest in lodging
  - 4 applications received in 2021
- Community sentiment on new development
- Implementing existing CFA plans

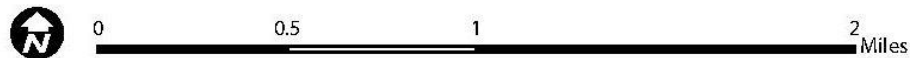
# Current Development Applications

Applications Submitted 

Application Withdrawn 



Not shown: CFA 13 Wastewater Treatment Plant, 4 miles west of City Map for illustration purposes only - actual boundaries and affected parcels will be determined through the future CFA planning process.





# Discussion

---

- City Manager's Recommendation
  - *Pause additional work on the Uptown CFA and revisit the need to complete this and other CFAs as part of the Community Plan Update.*

# COVID-19 Update

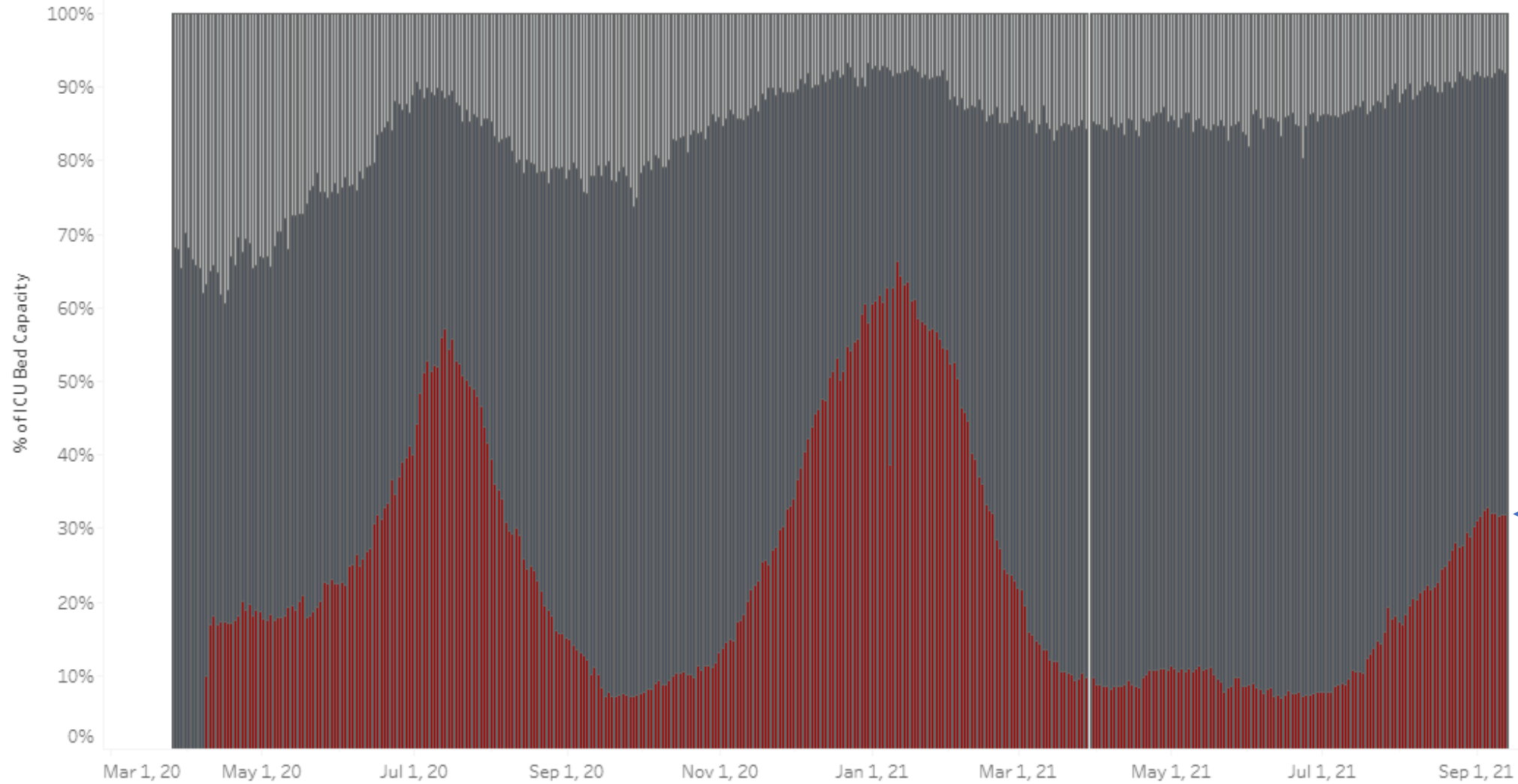
Sedona City Council Meeting

9/14/21



- Adult Intensive Care Unit Beds Available
- Adult Intensive Care Beds in Use by Non-COVID Patients
- Adult Intensive Care Beds in Use by COVID Patients

### Number of Intensive Care Unit (ICU)\* Beds Available and In Use at Arizona Hospitals

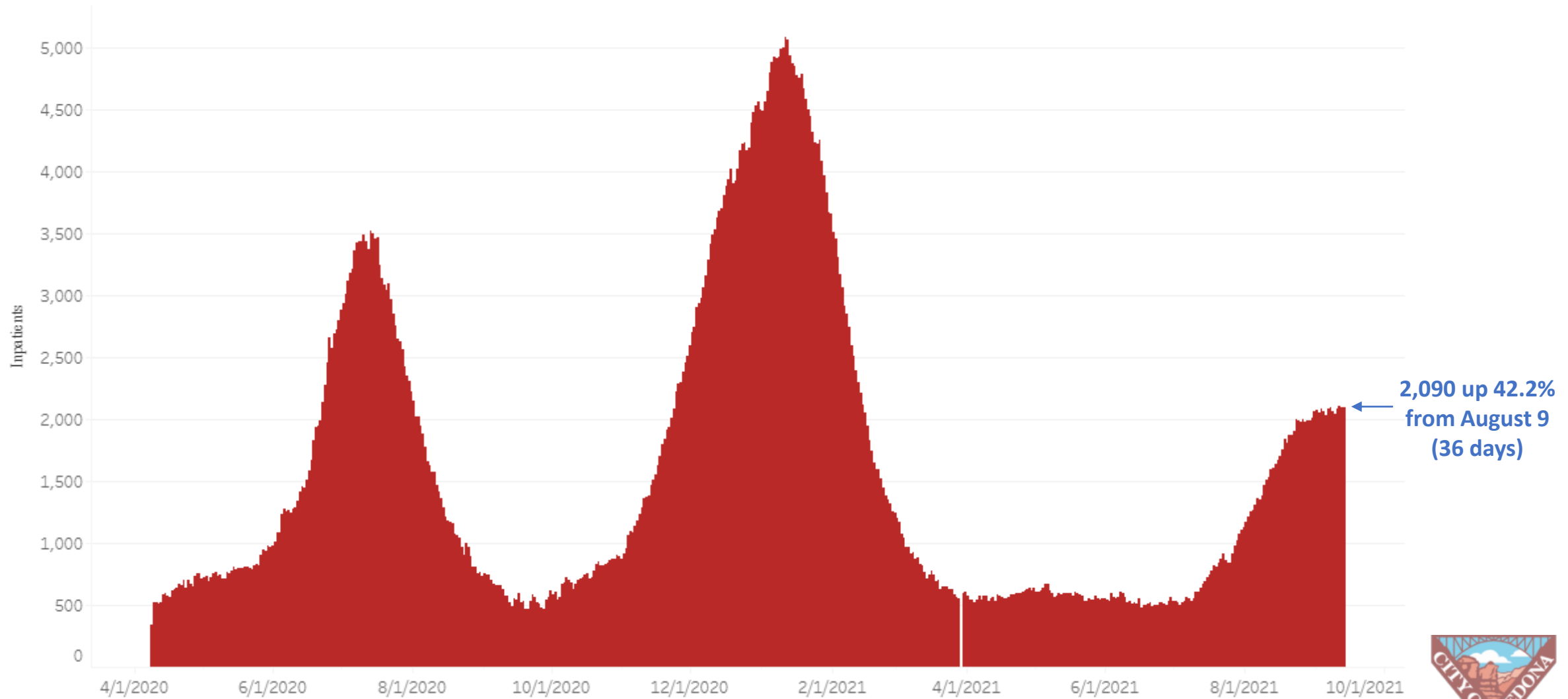


<https://www.azdhs.gov/covid19/data/index.php#hospital-bed-usage>





### Number of Positive or Suspected **Inpatient COVID-19 Patients**



<https://www.azdhs.gov/covid19/data/index.php#specific-metrics>



# AZ Changes in Total Deaths

Date	Total Deaths	Change	Deaths/day
8/11/20	4,199		
9/8/20	5,221	+1,022	36.5
10/13/20	5,767	+546	26
10/27/20	5,891	+124	8.9
11/10/20	6,192	+301	21.5
11/24/20	6,515	+323	23
12/8/20	6,973	+458	32.7
1/12/21	10,482	+3509	100.3
1/26/21	12,448	+1966	140.4
2/9/21	14,286	+1838	131
2/23/21	15,650	+1364	97.4
3/9/21	16,326	+676	32.2
3/23/21	16,798	+472	33.7
4/13/21	17,105	+307	14.6
4/27/21	17,208	+163	11.6
5/11/21	17,409	+201	14.4
5/25/21	17,555	+146	10.4
6/8/21	17,700	+145	10.4
7/27/21*	18,171	+471	9.61
8/10/21	18,400	+229	16.4
9/14/21**	19,304	+904	25.1

Data pulled from City Council reports 8/11/2020 through 8/10/2021

\* 49 days between 6/8 and 7/27

\*\* 36 days between 8/10 and 9/14



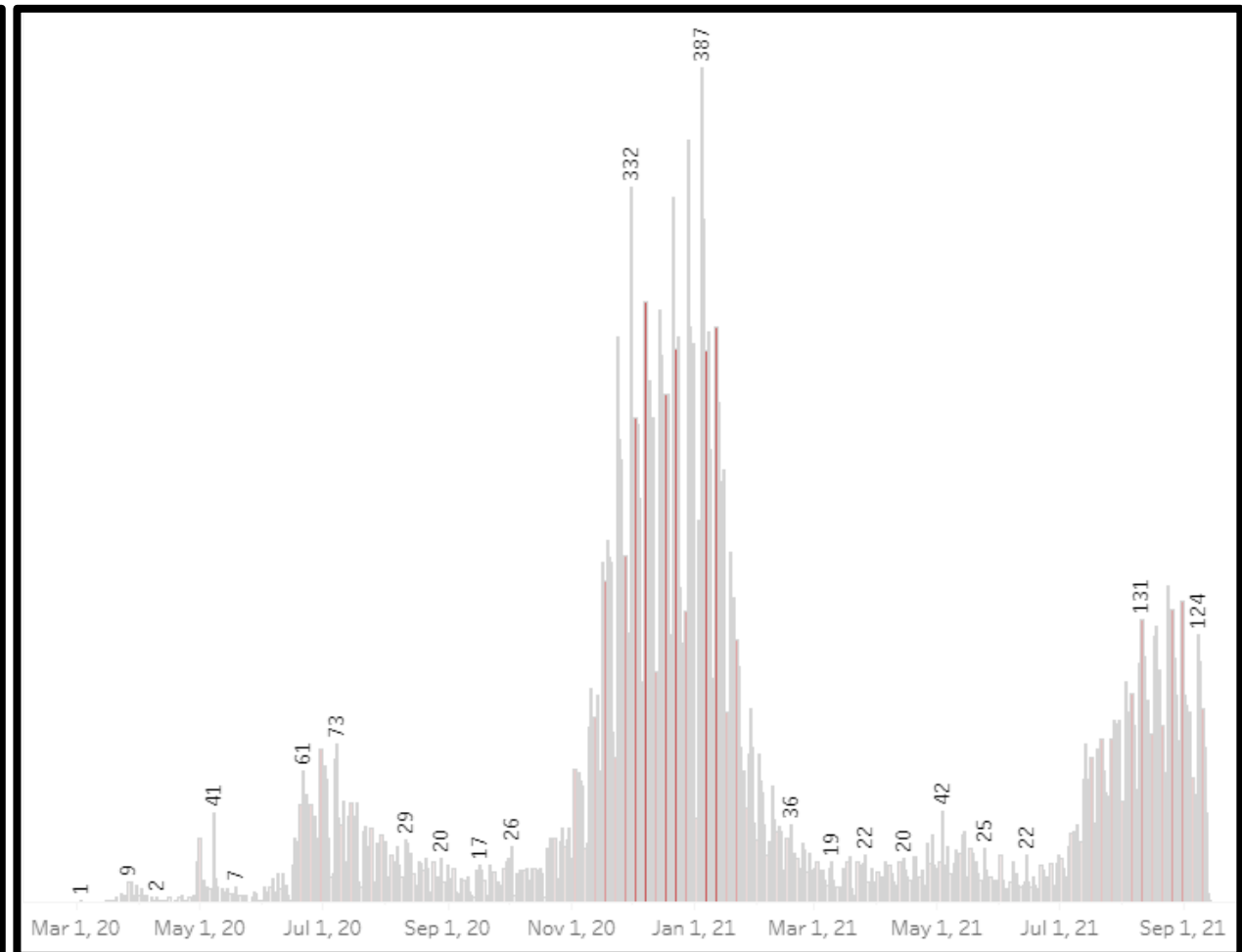
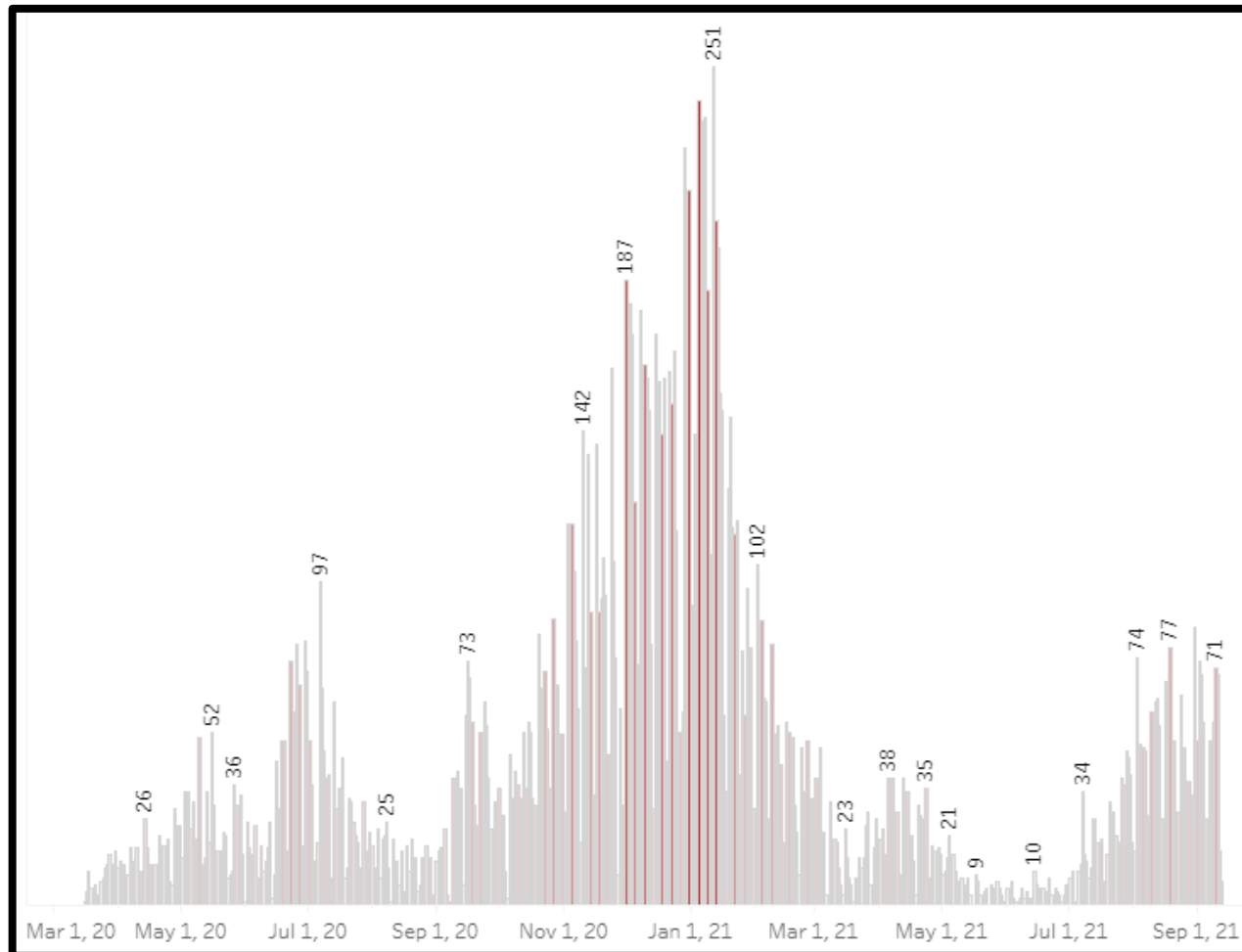


# COVID-19 Cases by Day

Date of specimen collection is used for day

## Coconino County

## Yavapai County

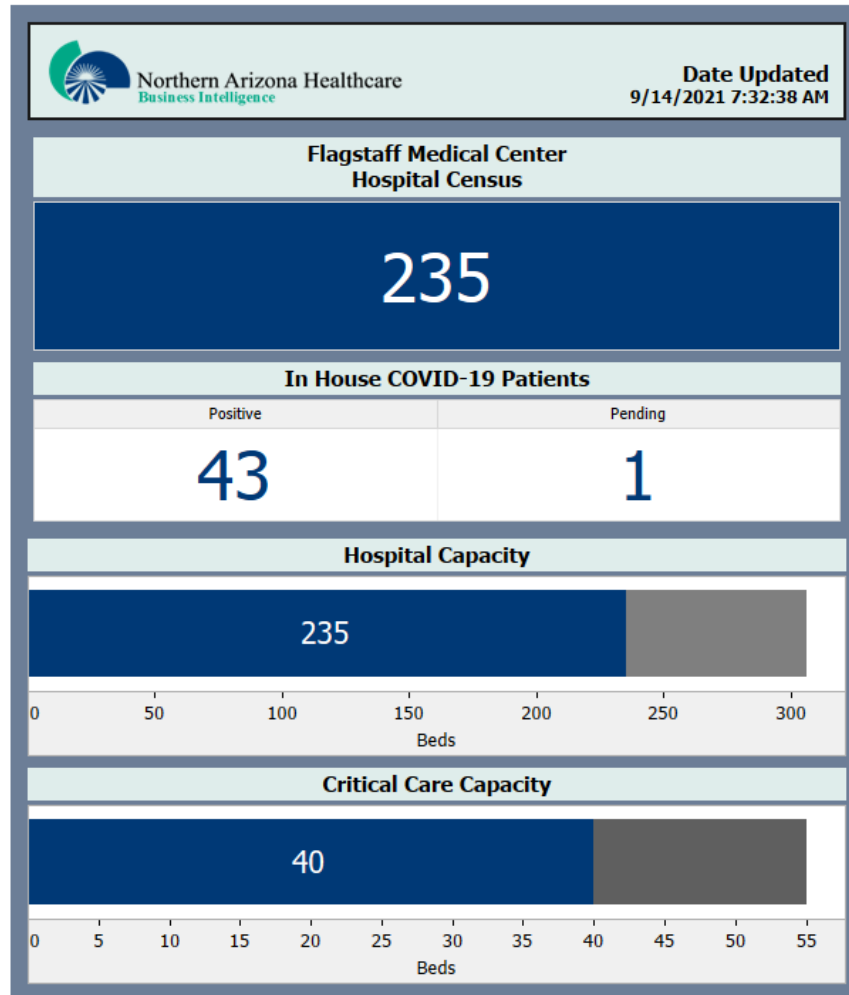




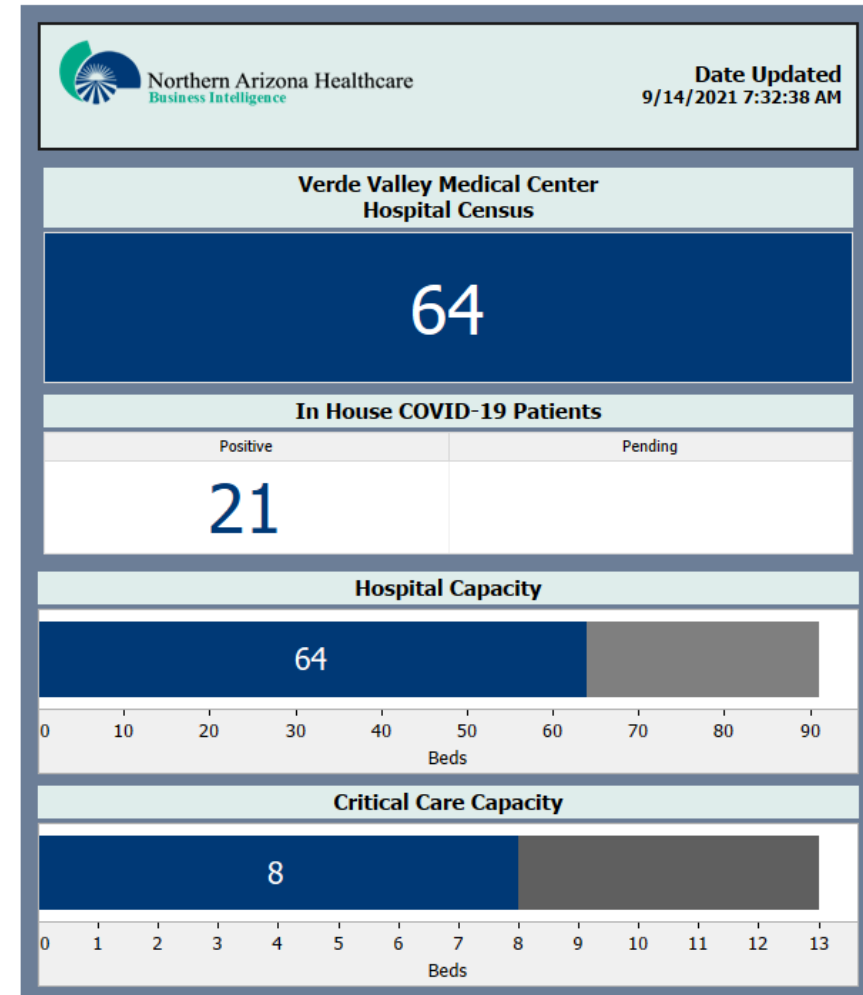
# County Data

- **Coconino:** Cases as of 9/14: 20,565 - up from 18,945 on 8/10 (+8.6%)
- **Yavapai:** Cases as of 9/14: 24,832 - up from 21,641 on 8/10 (+14.7%)

## Flagstaff Medical Center



## Verde Valley Medical Center



<https://www.azdhs.gov/covid19/data/index.php#confirmed-by-day>

<https://www.nahealth.com/covid-19-resources>



# Yavapai and Coconino County Vaccinations

## Statewide:

- 56.9% of population has had at least 1 dose of vaccine (*up from 53.5% on 8/10*)
- 7.5 million doses administered (*up from 6.98 million on 8/10*)

## Yavapai:

- 48.2% of total population has had at least 1 dose of vaccine (112,055) (*up from 45.9% on 8/10*)
- 40.5%\* of total population has been fully-vaccinated (94,129) (*up from 38.5% on 8/10*)

## Coconino:

- 59.8% of total population has had at least 1 dose of vaccine (88,037) (*up from 55.2% on 8/10*)
- 53.6%\* of total population has been fully-vaccinated (78,997) (*up from 49.6% on 8/10*)

<https://www.azdhs.gov/covid19/data/index.php#vaccine-admin>

\* Population numbers used are those published on AZDHS website for consistency – Yavapai 232,386 Coconino 147,275



# Yavapai County Stats on Vaccinated vs. Unvaccinated COVID-19 Cases since May 1, 2021, as of September 10, 2021

Vaccination Status			Age	Vaccinated	Unvaccinated	% Vacc.
Vaccinated	564	10.7%	13 to 24	38	1039	3.7%
Unvaccinated	4,717	89.3%	25 to 34	41	780	5.0%
Total	5,281	100.0%	35 to 44	57	725	7.3%
			45 to 54	75	630	10.6%
			55 to 64	107	707	13.1%
			65 to 74	138	542	20.3%
			75 to 84	86	239	26.5%
			85 and older	22	55	28.6%

Outcome	Vaccinated	Unvaccinated	% Vacc.
Hospitalized	50	428	10.5%
Died	5	70	6.7%



Source: YCCHS Epidemiologist

# Questions?



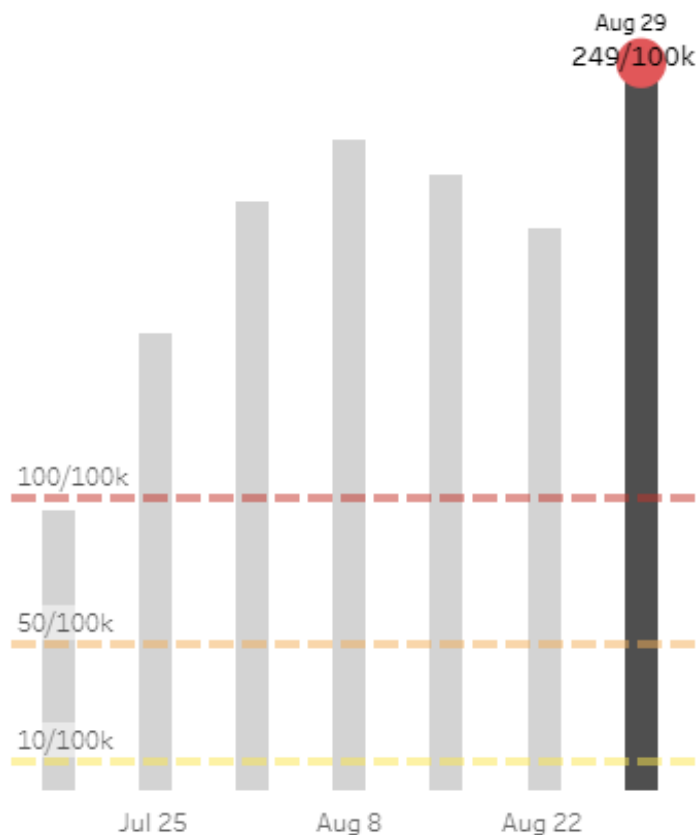
# Community Transmission: Coconino

Showing data for **Coconino County**

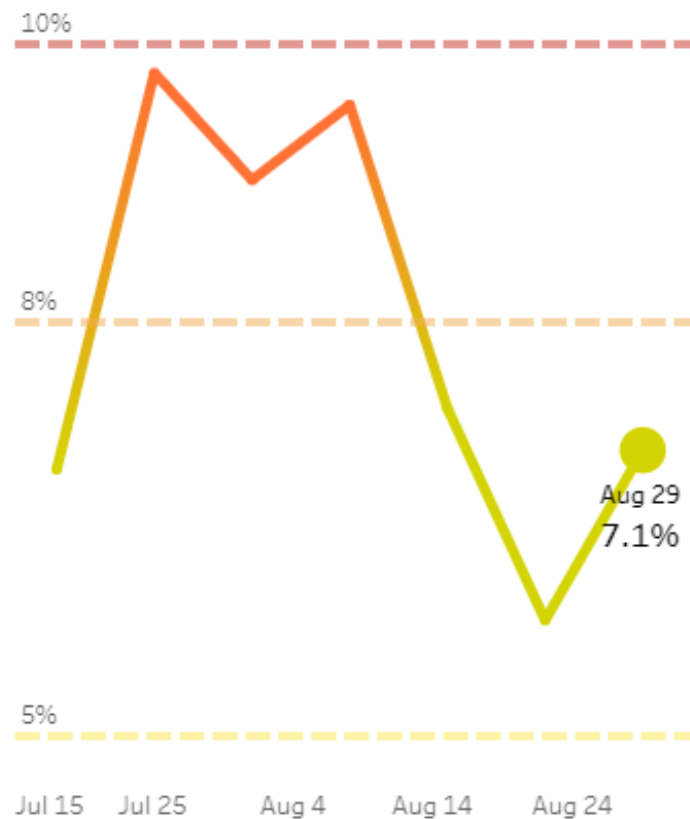
**High Transmission**

Hover for more information.

Cases per 100,000 individuals: **High**



Percent positivity: **Moderate**



Date Updated: 9/9/2021



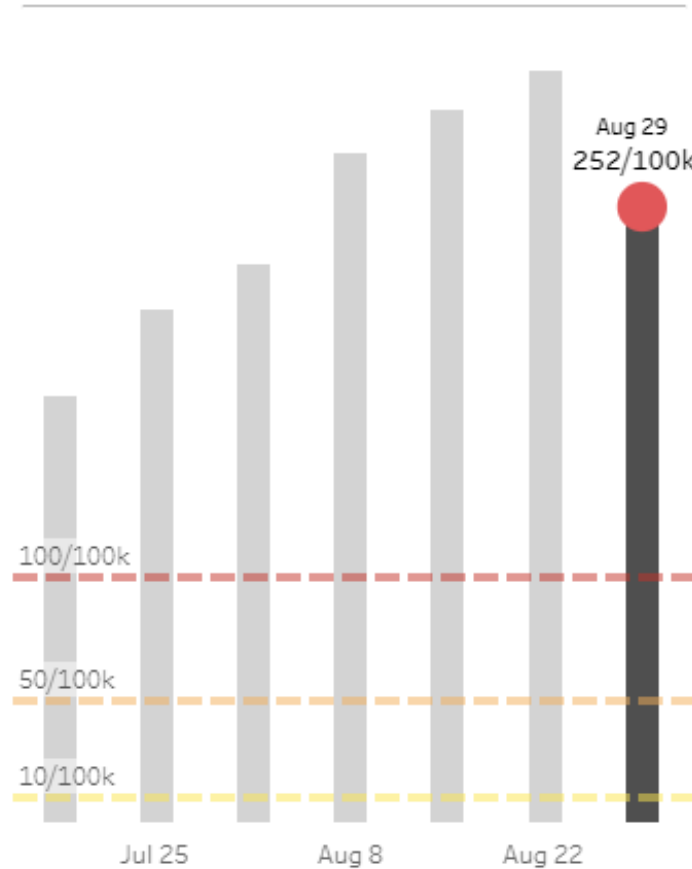
# Community Transmission: Yavapai

Showing data for **Yavapai County**

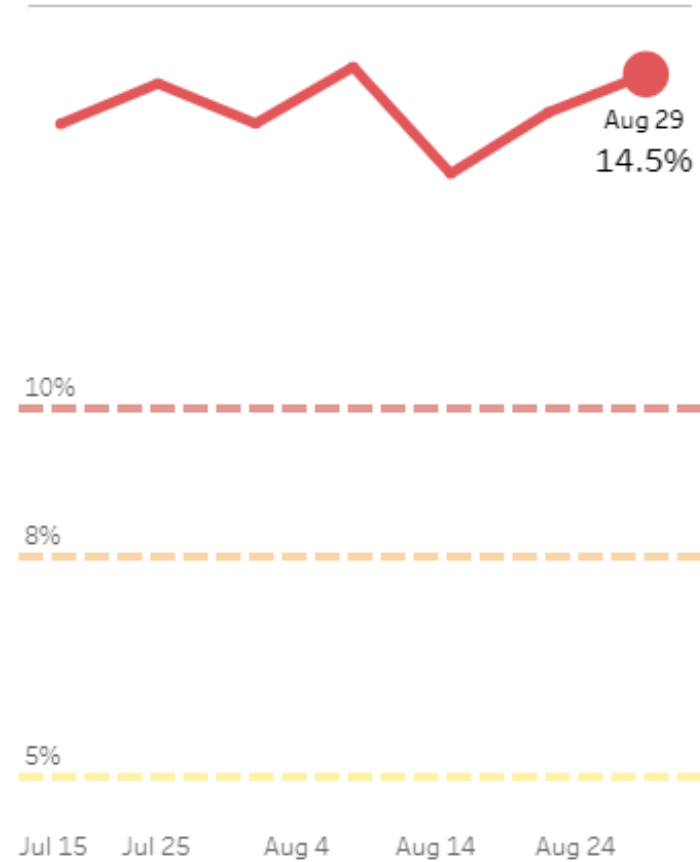
**High Transmission**

Hover for more information.

Cases per 100,000 individuals: **High**



Percent positivity: **High**

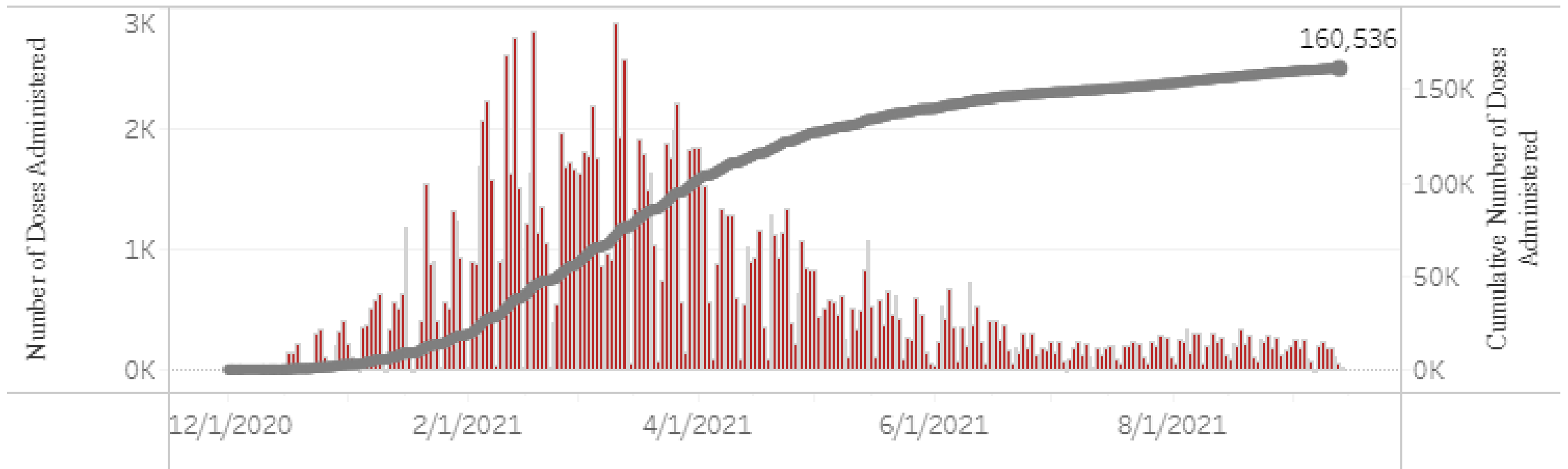


Date Updated: 9/9/2021



# Vaccinations: Coconino

The number of doses administered by administration date (■ cumulative sum ■ doses by day)



# Vaccinations: Yavapai

The number of doses administered by administration date (■ cumulative sum ■ doses by day)

