

WD-4 = SW 3007 LODGE BROWN (Eq. LRV: 10% MUN: 4 or Equal)  
 WD-6 = SW 3046 PINE CONE (Eq. LRV: 22-26% MUN: 6 or Equal)  
 WD-8 = SW 3006 SAND CASTLE (Eq. LRV: 25% MUN: 6 or Equal)

**Stone:** Sedona Red-Stone (horizontal/random size/variegated color)

**Clear Glass:** Vitro Loe-E Clear Glass Solarban 60 or Equal

**Window Frames:** Arcadia #AB8 - Black #85 or Equal

**Metal Accent Color:** Pac-Clad Midnight Bronze or Equal

**W.P. Deck Coating:** Poly-Crete MDB Charcoal or Equal

**Soffit Plaster (Alt.):** Texston Ortez MC-303 or Equal

**Pool Buildings Rustic Wood Siding:** Natural weathered finish look

**Plaster Walls:** Smooth Stucco Sand Finish [Med. Beige LVR: 25%  
MUN: 6]

Smooth Stucco Sand Finish Dark Ac-  
cent. Drk/Med Brown LVR: 18% MUN 6

9/01/23

WATG  
 300 Spectrum Center Drive, Suite 500 | Irvine, CA 92618 USA  
 +1 949 574 8500 tel

**Subject:** Oak Creek Heritage Lodge - 24x36 Materials Board

**Materials Board Information:**

Table 5.7 Maximum Light Reflectance (LRV) and Munsell Values	
Building Size	Maximum LRV / (Maximum Munsell Value)
Less than 5,000 square feet	38 percent / (7)
Between 5,000 square feet and 20,000 square feet	28 percent / (6)

**Asphalt Shingles:** Moire Black - Landmark Premium or Equal  
(Eq. LRV: 9% MUN: 3)

Forest Brown / Teak- Landmark Premium or Equal) LRV: 12% MUN: 4

Copper Trail - Landmark Premium or Equal) LRV: 12% MUN: 4

**Standing Seam Roof:** Berridge Charcoal Grey or Equal  
(Eq. LRV: 4% MUN: 2)

**Single Ply Membrane (flat) Roof:** Sika Sarnafil Lead Gray or Equal  
(Eq. LRV: 4% MUN: 2)

**Wood Siding & Trim:** Vertical, Horizontal, and Board-n-Batten Siding: Option 1

Woodscapes Semi-Transparent Stain by Sherwin Williams

WD-1 = SW 3541 HARBOR MIST (Eq. LRV: 6% MUN: 3 or Equal)

WD-2 = SW 3509 BAJA BEIGE (Eq. LRV: 25% MUN: 6 or Equal)

WD-3 = SW 3505 WOODBRIDGE (Eq. LRV: 22% MUN: 6 or Equal)

WD-4 = SW 3524 CHESNUT (Eq. LRV: 10% MUN: 4 or Equal)

WD-6 = SW3507 RIVERWOOD (Eq. LRV: 22-26% MUN: 6 or Equal)

WD-8 = SW 3540 MOUNTAIN ASH (Eq. LRV: 25% MUN: 6 or Equal)

**Cementitious Siding & Trim:** Vertical, Horizontal, and Board-Batten Siding: Option 2  
(HardiePlank & Trims; or Equal)

Woodscapes Solid Stain by Sherwin Williams

WD-1 = SW 3022 BLACK ALDER (Eq. LRV: 6% MUN: 3 or Equal)


WD-2 = SW 3030 DESERT WOOD (Eq. LRV: 25% MUN: 6 or Equal)

WD-3 = SW 3034 CEDAR (Eq. LRV: 22% MUN: 6 or Equal)

The original size of this sheet is 24" x 36". Copyright © 2023 WATG. All rights reserved.




ST-01



WD-06  
SW 3507 RIVERWOOD/ EQ. LRV: 22-26% MUN: 6

Post & Lintel



WD-01  
SW 3541 HARBOR MIST/ EQ. LRV: 6% MUN: 3



WD-07  
SW 3541 HARBOR MIST/ EQ. LRV: 6% MUN: 3

Wood Trim

**Table 5.7**  
**Maximum Light Reflectance (LRV) and Munsell Values**

Building Size	Maximum LRV / (Maximum Munsell Value)
Less than 5,000 square feet	38 percent / (7)
Between 5,000 square feet and 20,000 square feet	28 percent / (6)
Greater than 20,000 square feet	20 percent / (5)

LRV Requirement



ST-02




WD-04  
SW 3524 OR EQ. LRV: 10% MUN: 4




WD-03  
SW 3505 OR EQ. LRV: 22% MUN: 6



RF-02  
Charcoal Grey or Equal. LRV: 4% MUN: 2



RF-02  
Forest Brown / Teak - Premium or Equal LRV: 12% MUN: 4



MT-01  
2134-30 IRON MOUNTAIN EQ. LRV: 10.9% MUN: 3

Asphalt & Metal Roof (Cont.)



ST-03




WD-08  
SW 3006 SAND CASTLE / EQ. LRV: 25% MUN: 6

Floor Deck



WD-02  
SW 3030 DESERT WOOD EQ. LRV: 25% MUN: 6

Siding



RF-01  
Moire Black - Premium Asphalt Shingle LRV: 9% MUN: 3



PL-01  
Stucco Smooth Sand Finish Med. Beige LRV: 25% MUN: 6



MT-02  
2134-30 IRON MOUNTAIN EQ. LRV: 10.9% MUN: 3




ST-04



WD-05  
SW 3505 OR EQ. LRV: 22% MUN: 6

Floor Deck



RF-02  
Copper Trail - Premium Asphalt Shingle LRV: 12% MUN: 4

Asphalt & Standing Seam Metal Roof



PL-02  
Stucco Smooth Sand Finish Dark Accent. Drk/Med Brown LRV: 18% MUN: 6

Plaster



MT-03  
2120 JET BLACK / EQ. LRV: 4.7% MUN: 1

Steel & Accent Metal

key plan

3	9/6/2023	CDS SUBMITTAL 3
2	8/3/2023	CDS SUBMITTAL 2
1	3/28/2023	CDS SUBMITTAL 1
no.	date	issue

Oak Creek Heritage Lodge

COMPREHENSIVE DESIGN SUBMITTAL  
SEPTEMBER 6, 2023

sheet title **Material Sample**

project no. 222032  
checked by:  
drawn by:

component

sheet no. **A1-05**  
page - 1 of 41  
23 of 63 (Part 1 & 2)



ASPHALT SHINGLES (PREMIUM PROFILE)

PL-01  
Heritage Santa Barbara Finish or Sim.  
Smooth Plaster (Walls, Ceilings, LVP) 20%  
MILK G



PL-02  
Heritage Santa Barbara Finish or Similar  
Smooth / Fine Exterior Plaster Dark Ac-  
cent. On Other Surfaces LVP 50% White G



Plaster



OPTION 1: WOOD SIDING & TRIM (STAIN FINISH) TEXTURE ONLY



PROPOSED HUE FOR SIDING, TRIM, FLOOR, SOFFITS (KEYNOTES)



ST-1 SEDONA RED STONE SAMPLES AND PATTERN



STANDING SEAM METAL ROOF



MT-03 TYPICAL METAL HUE



SINGLE PLY ROOFING



TYPICAL ALUM. WINDOW FRAMES



SOFFIT ALT. (NON-WD. COND.)



W.P. DECK COATING  
(NON-WD. COND.)



OPTION 2: CEMENTITIOUS SIDING & TRIM (PAINT FINISH) TEXTURE ONLY



POOL  
RUSTIC  
SIDING



TYPICAL CLEAR GLAZING

WATG

strategy planning architecture landscape interiors

R.D. OLSON  
DEVELOPMENT  
2019 MARRIOTT PARTNERSHIP  
CIRCLE AWARD WINNER

BrightView

Sefton  
Your Goals to Completion

ERIC BRANDT ARCHITECT

RICHARD HUBBELL & ASSOCIATES  
88 HUBBELL AVENUE  
DUNN, AZ 85521  
CONTACT: RICHARD HUBBELL

HAMMES SURVEYING LLC  
2109 VIA VIGORANO CAMP AVENUE, AZ 86033  
PHOTO: BOB HAMMES  
T: 480.946.0000

PROJECT TEAM

WATG  
10000 W. BUCKLEBOURNE DRIVE  
DUNN, AZ 85521  
PHOTO: BOB HAMMES  
T: 480.946.0000

001 0001

001 0001  
Oak Creek  
Heritage Lodge

COMPREHENSIVE DESIGN SUBMITTAL  
MARCH 14TH, 2023

ISSUED 0001

MATERIAL BOARD

PROJECT NO. 22003  
APPROVED BY: CHECKED  
ISSUED BY: AUTHOR

ISSUED 0001

PROJECT NO.

APPROVED BY:

ISSUED BY:

PROJECT NO.

MT-00