



102 Roadrunner Dr.  
Sedona, AZ 86336  
(928) 204-7111  
sedonaaz.gov  
FAX (928) 282-5348

To Whom It May Concern:

The City of Sedona, Arizona is issuing Addendum #1 for the **PR-09 Posse Grounds Pickleball Courts Project**. For any proposal to be considered responsible and responsive, receipt of this Addendum must be acknowledged.

This Addendum contains 9 pages including this page, 3 changed bid sheets, 2 plan sheets, and 1 additional Technical Specification. Any changed bid sheets shall be used in lieu of the originally issued bid sheets in order to submit a responsive bid.

*This Addendum changes, adds, or clarifies the following:*

1. Construction time of project will be increased from 90 days to 120 days.
2. Contractor shall have the option to use the "Old Parks and Recreation building" as a construction office. No internet will be provided by Owner.
3. Contractor shall use Best Management Practices for concrete, oil and hydraulic fluid.
4. Contractor shall salvage sod and deliver to Ranger Station Park located at 250 Brewer Road Sedona, AZ 86336.
5. Contractor shall use specification sheets attached to this addendum for chain link fencing and gates or approved equal.
6. Contractor shall remove and dispose of light poles on ballfield.
7. Contractor shall remove and dispose of existing batting cage.
8. Contractor shall remove and dispose of existing scoreboard.
9. Contractor shall submit a traffic control plan and be mindful of school drop off and pick up times.
10. Contractor shall review changed irrigation plan sheets L00 and L-1.
11. Contractor shall move in chain link fence and gate around existing irrigation control area to allow for pickleball court construction.

**Acknowledgement**

I have received Addendum #1 for the **PR-09 Posse Grounds Pickleball Courts Project** as described above and acknowledge it as part of the Contract Documents for the project.

\_\_\_\_\_  
Signature

\_\_\_\_\_  
Date

\_\_\_\_\_  
Print Business Name

Public Works

**Addendum #1 issued by:**

DocuSigned by:

*Kurtis Harris*

4/8/2024 | 12:01:02 PM MST

---

**Kurt Harris, PE Director of Public Works / City Engineer**

**Bid Schedule****City of Sedona – Posse Grounds Park Pickleball Courts Project  
Project #PR-09**

ITEM NO.	ITEM DESCRIPTION	QTY	UNIT	UNIT PRICE	EXTENDED TOTAL
1	<b>Mobilization / Demobilization</b>	1	LS		
	<b>Demolition</b>				
1	Contractor shall remove and dispose of existing dugout structure	2	LS		
2	Contractor shall Remove and dispose of existing shade structure	1	LS		
3	Contractor shall remove and dispose of existing batting cage	1	LS		
4	Contractor shall remove and dispose of existing score keeper structure	1	LS		
5	Contractor shall sawcut existing concrete	17	LF		
6	Contractor shall sawcut existing asphalt	348	LF		
7	Contractor shall remove and dispose of existing concrete sidewalk	367	SF		
8	Contractor shall remove and dispose of existing chain-link fence	1387	LF		
9	Contractor shall remove and dispose of existing asphalt parking	602	SY		
10	Contractor shall remove and dispose of existing monument and salvage plaque	1	LS		
11	Contractor shall remove and salvage existing sod and deliver to Ranger Station Park located at 250 Brewer Road Sedona, AZ 86336	2591	SF		
12	Contractor shall Remove and dispose of existing ball field light and pole	4	LS		
13	Contractor shall Remove and salvage existing fence and gate to reuse around existing irrigation controls	1	LS		
14	Contractor shall Remove and dispose of existing scoreboard	1	LS		
	<b>Irrigation Improvements</b>				
1	Contractor shall construct and install irrigation improvements per Landscaping plan set sheets LOO, LO1, L1, L2 and L3,	1	LS		
	<b>Earthwork</b>				
1	Contractor shall excavate (cut)	324	CY		
2	Contractor shall create embankment (fill)	269	CY		
3	Contractor shall export spoils	56	CY		
	<b>Construction</b>				
1	Contractor shall clear and grub	7049	SY		
2	Contractor shall construct concrete pickleball courts per DWG C8 and structural plans	8	LS		

3	Contractor shall construct asphalt driveway 3" AC over 6" ABC per detail 3 on DWG C9	530	SY		
4	Contractor shall construct DG parking area per detail 5 on DWG C9	691	SY		
5	Contractor shall construct 2 1/2" fire hose parking delineators per detail 11 on DWG C9	24	LS		
6	Contractor shall install precast safety curb per M.A.G. detail 150	30	LS		
7	Contractor shall construct 10' wide concrete shared use path (SUP) per detail 1 on DWG C9	686	SY		
8	Contractor shall construct 10' wide DG (decomposed granite) shared use path per detail 4 on DWG C9	349	SY		
9	Contractor shall construct concrete sidewalk per detail 2 on DWG C9	503	SF		
10	Contractor shall construct DG area per detail 4 on DWG C9	912	SY		
11	Contractor shall add green coloring surface to match basketball court per note 2	1345	SF		
12	Contractor shall add red coloring surface per note 2	579	SF		
13	Contractor shall add grey coloring surface per note 2	269	SF		
14	Contractor shall add 2" white stripes	197	LF		
15	Contractor shall add posts and nets per manufacture specifications	8	LS		
16	Contractor shall construct concrete ADA parking area per detail 10 on DWG C9	515	SF		
17	Contractor shall install ADA signage and striping per C.O.S. dream 3.4C	2	LS		
18	Contractor shall install BAKKO or equal 10' X 16' backboard	1	LS		
20	Contractor shall install 6" white crosswalk striping	169	LF		
21	Contractor shall install salvaged sod between SUP and existing lawn area	582	SY		
22	Contractor shall repair damaged sod as required after sidewalk construction	50	SY		
23	Contractor shall install 8' chain link fence	603	LF		
24	Contractor shall install 4' chain link fence	427	LF		
25	Contractor shall install 8' chain link gates	12	LS		
26	Contractor shall install 8' windscreen per manufacture specs	603	LF		
27	Contractor shall install R1-2 Yield sign on MAG 131 TYPE A sign post	1	LS		
28	Contractor shall install "ONE WAY DO NOT ENTER" Sign on MAG 131 TYPE A signpost	1	LS		
29	Contractor shall replace fence and gate	1	LS		
30	Contractor shall construct drainage intercept trench per detail 12 on DWG	55	LF		

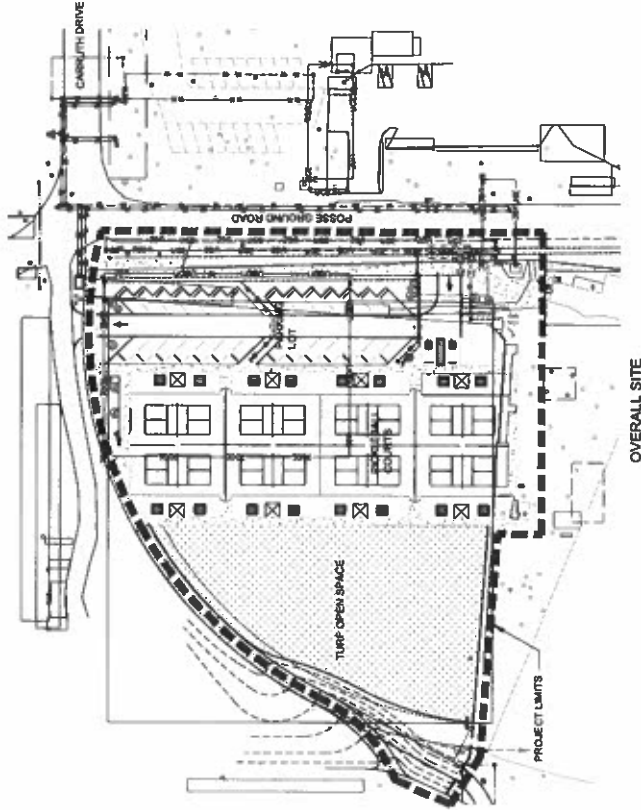
	C9				
31	Contractor shall install D50=6" Riprap	138	SF		
				<b>TOTAL BID</b>	
<b>CIP: COMPLETE IN PLACE</b> Owner reserves the right to vary the quantities shown at their discretion. The contractor will accept the quantities if no corrections are made at the conclusion of the pre-bid meeting. All facilities incidental to the item are included in the unit price estimate. Bid Prices submitted include all local, state and federal taxes.					

**UNIT PRICES SHALL BE USED WHEN EXTENSION OF UNIT PRICES AND TOTAL AMOUNT CONFLICT. WRITTEN UNIT PRICES SHALL BE USED WHEN WRITTEN AND NUMERICAL UNIT PRICES CONFLICT. BID PRICES SUBMITTED INCLUDE ALL LOCAL, STATE AND FEDERAL TAXES.**

The City of Sedona reserves the right to reject all bids, or to award only the base bid, or to award a bid based upon the total of the Base Bid plus additive alternate(s) as selected for award from the additive alternate bid schedule, if additive alternate bid schedule is applicable.

# City of Sedona Pickleball Courts at Posse Grounds Park Irrigation Improvements

LOCATED IN A PORTION OF SECTION 12, TOWNSHIP 17 NORTH,  
RANGE 5 EAST, GILA AND SALT RIVER MERIDIAN,  
YAVAPAI COUNTY, ARIZONA.



**CONTACT INFORMATION:**

**OWNER**  
CITY OF SEDONA  
PUBLIC WORKS DEPARTMENT  
102 ROADRUNNER DRIVE  
SEDONA, AZ 86336  
PHONE: 928-265-7111  
CONTACT:  
EMAIL:

**LANDSCAPE ARCHITECTURE:**  
NELL + YOUNG ASSOCIATES, LLC.  
3296 NORTH DRIKWAYER BLVD., SUITE #12  
SEDONA, AZ 86336  
CONTACT: TODD NELL  
PHONE: 480.949.2721  
CELL: 928.617.2721  
EMAIL: todd@nellyoung.com

**SHEET INDEX**

SHEET NO.	SHEET DESCRIPTION
1	TURF
2	COVER SHEET
3	KEY MAP / NOTES
4	IRRIGATION PLAN
5	IRRIGATION DETAILS

**APPROVALS**

APPROVED: \_\_\_\_\_ DATE: \_\_\_\_\_  
BY: KURT HARRIS  
DIRECTOR OF PUBLIC WORKS/CITY ENGINEER



City of Sedona Posse Grounds Park  
Pickleball Court Irrigation  
102 Roadrunner Dr.  
Sedona, AZ 86336

DATE: 05-20-24  
PROJECT NO.:  
SHEET NO.: L00  
X OF 1

City of Sedona  
Pickleball Court Irrigation  
102 Roadrunner Dr.  
Sedona, AZ 86336

Landmark Architecture  
Land Planning  
Urban Design  
3285 North Woodward  
Flagstaff, AZ 86001  
Phone: 908.820.7177  
Email: info@lmarch.com



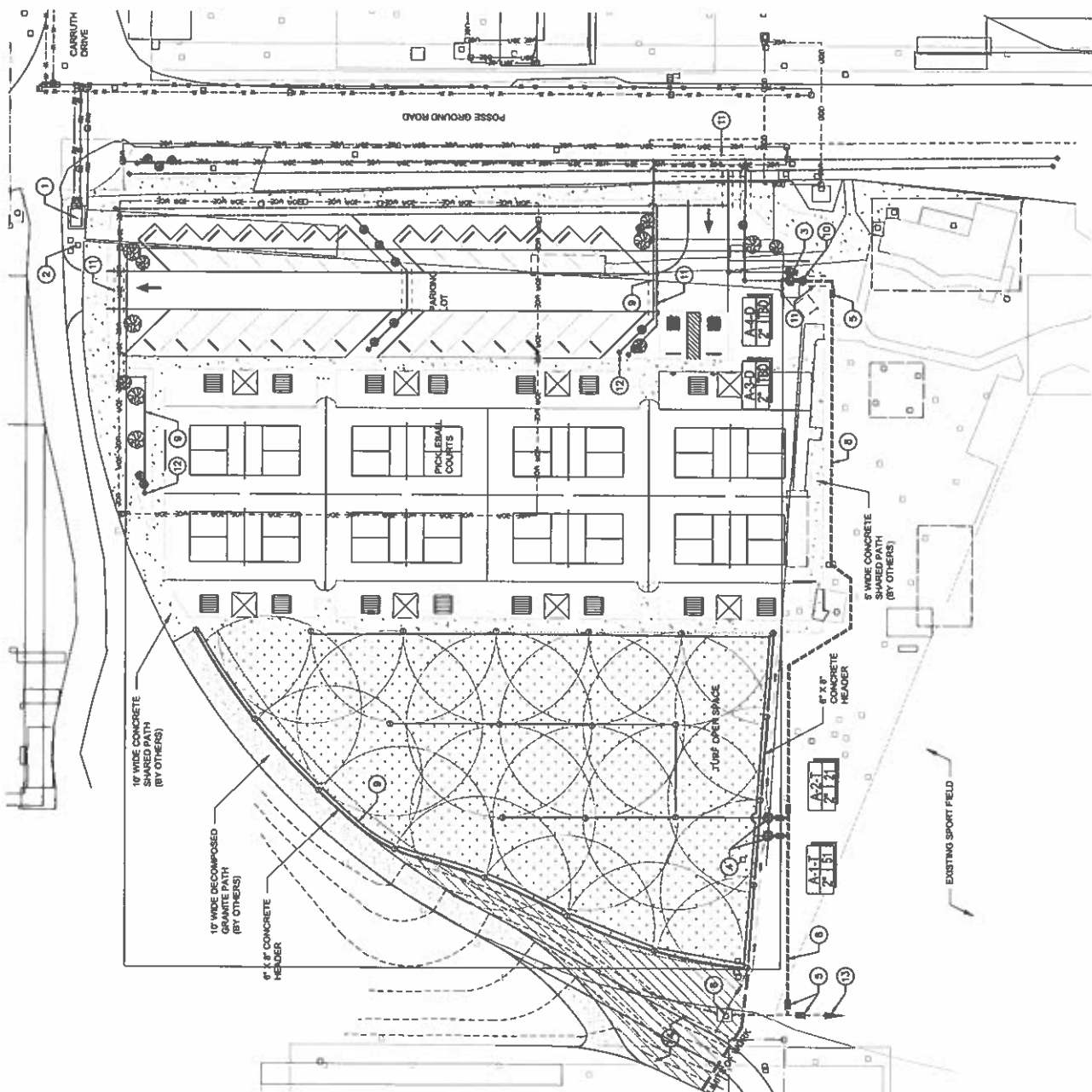
PROJECT NO.	02-38-10
DATE	03-20-24
DRAWN BY	RYA
CHECKED BY	RYA
DATE	
SCALE	
PROJECT	
DESCRIPTION	
DATE	
SCALE	
PROJECT	
DESCRIPTION	
DATE	
SCALE	



ITEMS	DESCRIPTION	QUANTITY
1	EXISTING IRIGATION METER TO VERIFY SIZE OF IRRIGATION METER PRIOR TO CONSTRUCTION.	5
2	BOOSTER PUMP	1
3	SECURITY ENCLOSURE TO VERIFY SIZE WITH BACKFLOW PREVENTER	1
4	GATE VALVE	1
5	DRIP VALVE	1
6	TURF VALVE	1
7	3" PNC MANHOLE	1
8	DWP LATERAL	1
9	TURF LATERAL	1
10	END CAP	1
11	CUSTOM DRP CUP	1
12	SCISSOR	1

**WATER PRESSURE NOTES**  
 THE SYSTEM HAS BEEN DESIGNED FOR A REQUIRED MINIMUM STATIC PRESSURE OF 25 PSI. AT THE METER. THE CONTRACTOR IS RESPONSIBLE FOR VERIFYING THE PSI PRIOR TO CONSTRUCTION. THE CONTRACTOR SHALL VERIFY THE PRESSURE OF THE IRRIGATION SYSTEM AND ANY DEFICIENCY BETWEEN THE DESIGN PRESSURE OF THE IRRIGATION SYSTEM AND THE ACTUAL PRESSURE MEASURED IN THE FIELD. IF THE CONTRACTOR FAILS TO NOTIFY THE OWNER'S ORIGINAL FIELD MEASUREMENTS, THE CONTRACTOR SHALL BE RESPONSIBLE FOR ANY COSTS ASSOCIATED WITH SYSTEM MODIFICATIONS TO ACCOMMODATE THE DESIGN PRESSURE. LOCAL WATER SUPPLY AGENCIES AND LOCALS ARE SHOWN SCHEMATICALLY. COORDINATE FINAL LOCATION AND ELEVATION OF ALL TURF HEADS/MOTORS TO HAVE THE 40-10-40 COVERAGE. ENSURE THE LAYOUT OF ALL TURF HEADS/MOTORS TO HAVE THE 40-10-40 COVERAGE.

- IRRIGATION KEY NOTES**
- EXISTING METER. SEE IRRIGATION SCHEDULE.
  - BACKFLOW PREVENTER. SEE IRRIGATION SCHEDULE.
  - AUTOMATIC IRRIGATION DRIP VALVE. SEE IRRIGATION SCHEDULE.
  - GATE VALVE. SEE IRRIGATION SCHEDULE.
  - BOOSTER PUMP. SEE IRRIGATION SCHEDULE.
  - EXISTING IRRIGATION CONTROLLER. SEE IRRIGATION SCHEDULE.
  - LOCATION WITH GENERAL CONTRACTOR AND OTHER TRADES PRIOR TO BREAKING GROUND.
  - LOCATION WITH GENERAL CONTRACTOR AND OTHER TRADES PRIOR TO BREAKING GROUND.
  - LOCATION WITH GENERAL CONTRACTOR AND OTHER TRADES PRIOR TO BREAKING GROUND.
  - DOOR COUPLER. SEE IRRIGATION SCHEDULE.
  - DOOR COUPLER. SEE IRRIGATION SCHEDULE.
  - DOOR COUPLER. SEE IRRIGATION SCHEDULE.
  - DOOR COUPLER. SEE IRRIGATION SCHEDULE.
  - DOOR COUPLER. SEE IRRIGATION SCHEDULE.
  - DOOR COUPLER. SEE IRRIGATION SCHEDULE.
  - DOOR COUPLER. SEE IRRIGATION SCHEDULE.



FABRIC: 96" 9COR/8FIN GREEN PVC (2" Mesh) KK CHAIN LINK FABRIC. FUSE BONDED

BRACING: 1 5/8" O.D. COLOR AP-40 PIPE, 1.83 lbs. per foot, used for the middle rail & bottom rail.

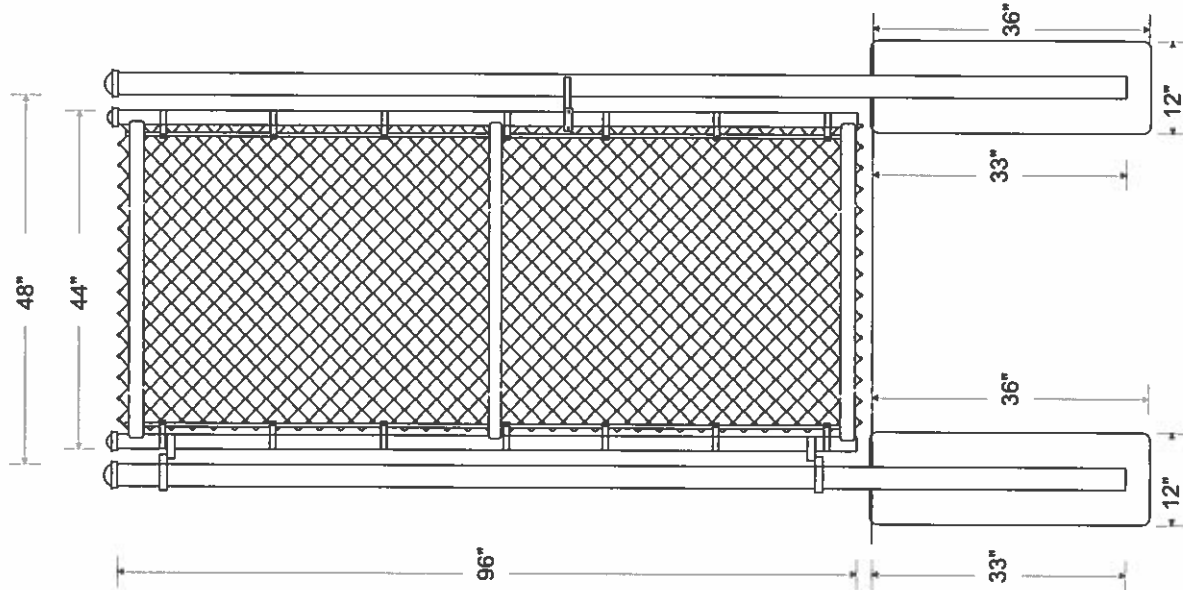
GATES: Framework of 1 7/8" COLOR AP-40 PIPE, 2.28 lbs. per foot. Gates braced and trussed as necessary. Same fabric as fence.

GATE POST: 2 7/8" O.D. COLOR AP-40 PIPE, 4.78 lbs. per foot. Concrete footing: 12" diameter, 36" depth.

FITTINGS: COLOR COATED REGULAR BRACE BAND & CARRIAGE BOLT, COLOR COATED STEEL RAIL-END, LINE RAIL CLAMP, COLOR COATED STEEL EYE-TOP, COLOR COATED STEEL CAP, 3/16" X 3/4" COLOR COATED STEEL TENSION BAR, COLOR COATED REGULAR TENSION BAND & CARRIAGE BOLT.

POST FOOTING: CU. YD. CONCRETE.

ALL POSTS, RAILS AND FITTINGS POWDERCOATED GREEN



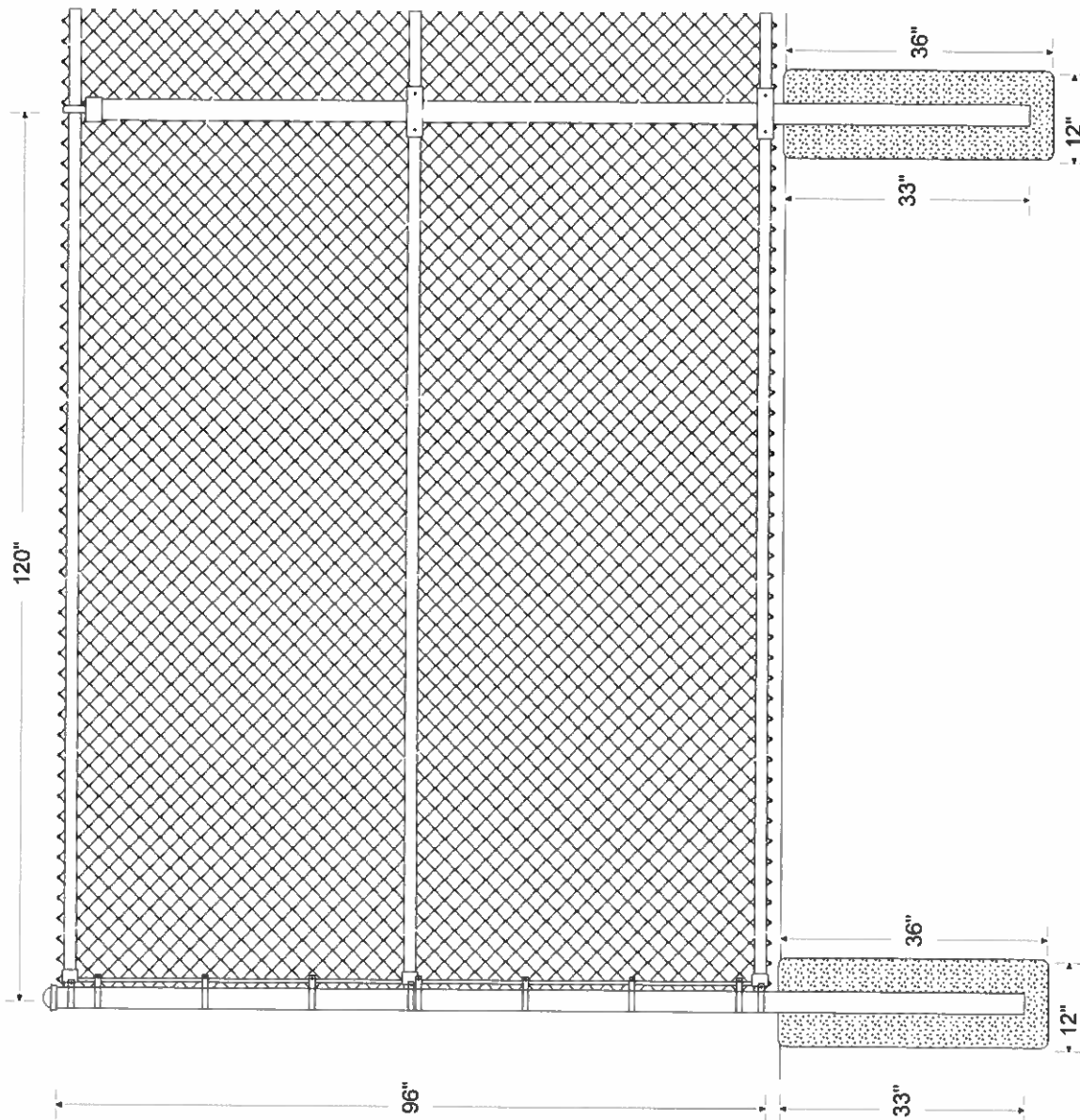
AMERICAN FENCE COMPANY  
 2502 N 27TH AVE  
 PRESCOTT VALLEY, AZ 85009  
 (602) 272-2333



Drawn: 04/04/2024  
 File

4' SINGLE GATE, 1 7/8" COLOR AP-40 PIPE FRAME





FABRIC: 96" 9COR/8FIN GREEN PVC (2" Mesh) KK CHAIN LINK FABRIC. FUSE BONDED COATING

TOP RAIL: 1 5/8" O.D. COLOR AP-40 PIPE, 1.83 lbs. per foot. Top rail 21' in length, joined with 1 5/8" COLOR COATED SLEEVE.

LINE POST: 2 7/8" O.D. COLOR AP-40 PIPE, 4.78 lbs. per foot. Line posts set 10' on center maximum spacing. Concrete footing: 12" diameter, 36" depth.

TERMINAL POST: 2 7/8" O.D. COLOR AP-40 PIPE, 4.78 lbs. per foot. Concrete footing: 12" diameter, 36" depth.

BRACING: 1 5/8" O.D. COLOR AP-40 PIPE, 1.83 lbs. per foot, used for the middle rail & bottom rail.

FITTINGS: COLOR COATED REGULAR BRACE BAND & CARRIAGE BOLT, COLOR COATED STEEL RAIL-END, LINE RAIL CLAMP, COLOR COATED STEEL EYE-TOP, COLOR COATED STEEL CAP, 3/16" X 3/4" COLOR COATED STEEL TENSION BAR, COLOR COATED REGULAR TENSION BAND & CARRIAGE BOLT.

TIE WIRE: 12 GA. CORE PVC COATED TIE WIRE spaced 15" on center for line posts & 24" on center for rails.

POST FOOTING: CU. YD. CONCRETE. ALL POSTS, RAILS AND FITTINGS TO BE POWDERCOATED GREEN

AMERICAN FENCE COMPANY  
 2502 N 27TH AVE  
 PRESCOTT VALLEY, AZ 85009  
 (602) 272-2333

**AMERICAN**  
 FENCE COMPANY  
 Securing America Since 1948

Drawn: 04/04/2024  
 File:

LINE OF FENCE - POSSE GROUND PICKLEBALL