


**City Council
Budget Work Sessions**

April 17 and 18, 2024

FY 24-25 ANNUAL BUDGET



Agenda

April 17, 2024 – 8:00 a.m. to 5:00 p.m.

- Introduction & overview of budget process
- Recommendations of the Citizens Budget Work Group
- Department budgets
- Overall budget and strategic issues
- Fund summaries
- Capital Improvements Plan
- Recap and review

April 18, 2024 – 8:00 a.m. to 5:00 p.m.

- Continuation based on items not completed on the 17th

FY 24-25 ANNUAL BUDGET



Layout of Proposed Budget Books

Table of Contents & Budget Book Layout

Tab 2 Overview – Budget Memo

Tab 3 Community Input

Tab 4 Overall Summary Schedules

Tab 5 Fund Summaries

Tab 6 Capital Improvement Projects

Tabs 7-24 Individual Department Budgets

Work Session Goals

Ensure Council understands what is proposed in the Budget

- **Legal Requirement:** No expenditure can be made for a purpose not authorized in the Adopted Budget.

Determine amount of budget cap

- **Legal Requirement:** Adoption of Tentative Budget sets the maximum expenditure for the final budget adoption.⁽¹⁾

Discuss the City's financial capacity for addressing priorities

⁽¹⁾ Voters approved Home Rule in August 2022 and is effective through FY 2027.



FY 2024-25 Budget Calendar

	Participants	Date
Operating Budget & Capital Improvement Program (CIP) Budget Kickoff Meetings	Staff	December 11 and 12, 2023
City Council Retreat	Council, Staff	December 13-14, 2023
Preliminary CIP Requests Due	Staff	December 28, 2023
Community Budget Survey Open	CMO, Finance	January 2 – February 5, 2024
Review of CIP Project Submittals	Staff CIP Team	January 4, 2024
Operating Budgets, Decision Packages, Final CIP Requests Due	Staff	January 18, 2024
Citizens Budget Work Group (CBWG) Kickoff Meeting	CBWG, Finance	February 5, 2024
CBWG Review of Preliminary FY2025 Budget	CBWG, Finance	February 14, 2024
Review of Revenue Projections	Chamber, Staff	January 29, 2024 February 26, 2024
City Manager Review with Departments	CM, Staff	Feb. 20-Feb. 28, 2024 Feb. 20-Mar. 12, 2024
CBWG Decision Package Review and Finalize Recommendations	CBWG, Finance, Staff	February 29, 2024
Proposed Budget Distributed to City Council	Finance	March 28, 2024 April 1, 2024
City Council Budget Work Sessions	Council, Staff, CBWG	April 17-18, 2024
City Council Adoption of Annual Update to Pension Funding Policy	Council, Staff	May 28, 2024
City Council Adoption of Tentative Budget	Council, Staff	May 28, 2024
Board Adoption of Tentative CFD Budget	Board, Staff	May 28, 2024
City Council Adoption of Budget	Council, Staff	June 25, 2024
Board Adoption of Final CFD Budget	Board, Staff	June 25, 2024

Revenue Forecasts

Special Thanks for Input Provided

Lauren
Browne

Michelle
Kostecki

Cari Meyer



Community Survey

Special Thanks for Input Provided



FY 24-25 ANNUAL BUDGET



Citizens Budget Work Group

Special Thanks for Input Provided

Jack Benzie

Patricia
Livingstone

Robert
Masters

Ed
Southwell

Lance
Waldrop

Daniel
Wiencek

Mei Wei
Wong

Lynn
Zonakis

Thank You!



FY 24-25 ANNUAL BUDGET





Citizens Budget Work Group Presentation

FY 24-25 ANNUAL BUDGET



Department Budgets

- Tab order
- PP – summary of significant changes in direct costs
- PP – one-time costs included
- PP – Decision Packages summary
- PP – CIP projects summary
- PP – possible fee changes
- Accomplishments, goals, measures in books



FY 24-25 ANNUAL BUDGET

Ongoing vs. One-Time

Ongoing

Expenditures

- Typically occurring every year

Revenues

- Typically received every year

One-Time (\$1,000 or more)

Expenditures

- Not made annually
- Capital outlay costs
- One-time studies
- Debt costs
- Expenditures of equipment replacement reserves

Revenues

- Not received annually
- Significant construction related revenues – permit fees, capacity fees, DIF fees, etc.
- Fluctuation grants/donations
- “Windfall” revenues



FY 24-25 ANNUAL BUDGET

CIP Prioritization

(Memo pg. 13)

IMPERATIVE (Must-Do) – Projects that cannot reasonably be postponed in order to avoid harmful or otherwise undesirable consequences.

ESSENTIAL (Should-Do) – Projects that address clearly demonstrated needs or objectives.

IMPORTANT (Could-Do) – Projects that benefit the community but may be delayed without detrimental effects to basic services.

DESIRABLE (Other Year) – Desirable projects that are not included within the 3-year funded timeframe because of funding limitations.

FY 24-25 ANNUAL BUDGET





Wastewater


FY 24-25 ANNUAL BUDGET



Wastewater Summary Changes

	Direct Costs
FY 2024 Budgeted Direct Costs	\$3,685,790
Increase in one-time costs	95,560
Increase in wages and benefits	93,840
Increase in Lab quarterly/semiannual testing	17,770
Increase in irrigation maint. supplies	32,180
Increase in UV bulbs/quartz sleeves/ballasts replacements	24,960
Increase in injection well maint. supplies	13,510
Decrease in Plant Ops pump/motor rebuild services	(35,710)
Increase in Collections system pump/motor maint./rebuild supplies	56,090
Miscellaneous increases	8,770
FY 2025 Budgeted Direct Costs	\$3,992,760
% Change	8%
% Change (Ongoing Direct Costs Only)	7%


FY 24-25 ANNUAL BUDGET



Wastewater One-Time

	FY 2025 One-Time Costs
Carryovers – Plant instruments/tools, EV UTV, chlorine/polymer skid replacements	\$ 95,700
Vehicle leases and balance payoff	44,800
Vactor truck financed purchase payment	148,000
Tertiary filter media replacement	35,000
Zero turn mower	10,000
2 Wilo mixer replacements	34,000
Additional cost for chlorine/polymer skid replacements	79,860
Airless paint sprayer	1,000
GPS locator	12,000
GE station relays	25,000
CDL training	11,000
Repave El Camino lift station access	40,000
Lab instruments/tools	2,600
Plant instruments/tools	26,200
Total One-Time Costs	\$564,460

FY 24-25 ANNUAL BUDGET



Wastewater CIP Projects⁽¹⁾

(WW-6 to WW-19)

	Priority	FY2025	FY2026	FY2027	Funded Years Total	FY2025 Project Increases
Carryover Projects						
WW-01D – Misc Rehabs/Replacements	Essential	\$ 401,000	\$ -	\$ -	\$ 401,000	\$ 181,000
WW-01F – Major Lift Station Upgrades ⁽²⁾	Imperative	3,460,620	-	-	3,460,620	313,331
WW-04 – SCADA System Master Plan	Important	-	-	310,000	310,000	
WW-06 – Recharge Wells ⁽³⁾	Essential	-	971,820	4,621,780	5,593,600	450,000
WW-09 – Treatment Process Upgrades	Essential	3,515,500	-	50,000	3,565,500	2,675,000
WW-18 – Recharge Well Backwash Filter System ⁽⁴⁾	Essential	300,000	-	-	300,000	253,000
New Projects						
WW-16 – Secondary Clarifier Rehab Phase 2	Imperative	155,000	-	-	155,000	
WW-19 – Facility Plan ⁽⁵⁾	Essential	250,000	-	-	250,000	
Future Projects						
WW-01E – Future Collection System Impr.	Important	-	50,000	500,000	550,000	
WW-08 – Drying Beds Replacement	Important	-	150,000	1,500,000	1,650,000	
WW-10 – Wastewater Master Plan Update	Important	-	100,000	-	100,000	
Alternate Projects⁽⁶⁾						
WW-06A – Area 4 Irrigation Impr.	Important	-	1,800,000	-	1,800,000	
WW-07 – Reservoir Liner Replacement	Important	-	1,050,000	-	1,050,000	
WW-14 – Area 4 Valve Vault Upgrade	Essential	-	345,000	-	345,000	
Totals for Projects within Funded Years		\$8,020,120	\$1,271,820	\$6,981,780	\$16,273,720	\$3,872,331

⁽¹⁾ Continuation of these projects and additional projects in future years not included in the table.

⁽²⁾ Includes funding from equipment replacement reserve of \$421,020 and ARPA funding of \$1,944,860.

⁽³⁾ Assumes debt financed. Possible grant funding will be sought.

⁽⁴⁾ Possible grant funding will be sought.

⁽⁵⁾ Project added to CIP plan in FY25 budget process.

⁽⁶⁾ Alternate projects totaling \$3,195,000 not included in totals presented in the table.

Wastewater Potential Fee Changes

Annual increase in capacity fees

- Based on Economic Research Network construction cost index
- Previous increase 4.93%

Monthly service fees

- Rate increase recommended soon
- Administrative complications with existing rate structure
- Recommend discussing issues with a citizen work group as next step

FY 24-25 ANNUAL BUDGET





Parks & Recreation


FY 24-25 ANNUAL BUDGET





Parks & Recreation Summary Changes

	Direct Costs
FY 2024 Budgeted Direct Costs	\$1,103,210
Decision Packages	10,800
Increase in wages and benefits	270
Decrease in one-time costs	(17,880)
Replacement of botanical garden plants	4,500
Increase in recreation program supplies for new programs	7,000
Replacement of pool backboards and lifeguard tubes	2,400
Increase in pool program supplies for new programs	2,600
Miscellaneous increases	880
FY 2025 Budgeted Direct Costs	\$1,113,780
% Change	1%
% Change (Ongoing Direct Costs Only)	2%



FY 24-25 ANNUAL BUDGET



Parks & Recreation One-Time

	FY 2025 One-Time Costs
Decision Package – autism awareness training	\$ 7,600
Carryover - pool ID card printer for passes	1,250
Picnic table with chess/checkers board – Greyback Park	1,850
Fitness, volleyball, and other recreation equipment	950
Shade Sails for shallow end of pool	1,280
Wiggletrack balance course and basketball hoop for Open Swim	11,800
Disc golf benches and minor course improvements	2,100
Sycamore lease payment	23,460
Total One-Time Costs	\$50,290

FY 24-25 ANNUAL BUDGET



Parks & Recreation Decision Packages

(PR-8 to PR-13)

	Priority	One-Time Costs	Ongoing Costs	Totals	CM Recommendation	CBWG Recommendation
Autism & Sensory Awareness Guides and Training	Med	\$ 7,600	\$3,200	\$10,800	Recommended	Recommended 8-0
Hub Kitchen New Countertops	Med	18,500	-	18,500	Not recommended as budget addition - complete as annual facilities plan allows	Recommended - supportive of prioritizing with other annual facilities plan projects 8-0
Skate Park Lighting in Posse Grounds	High	68,500	-	68,500	Recommended	Recommended 8-0
General Fund Requests (Parks & Rec portion)		\$26,100	\$3,200	\$29,300		
General Fund Requests (Public Works portion)		\$68,500	\$ -	\$68,500		
Recommended (Parks & Rec portion)		\$ 7,600	\$3,200	\$10,800		
Not Recommended		\$18,500	\$ -	\$18,500		

FY 24-25 ANNUAL BUDGET



Parks & Recreation CIP Projects⁽¹⁾

(PR-14 to PR-18)

	Priority	FY2025	FY2026	FY2027	Total Funded Years	FY2025 Project Increases
Carryover Projects						
PR-03B – Impr. at Ranger Station – Interior Restoration of House and Barn ⁽²⁾	Important	\$1,063,660	\$ -	\$ -	\$1,063,660	\$521,270
PR-03C – Build-Out of Ranger Station Park ⁽³⁾	Essential	502,880	-	-	502,880	475,967
PR-09 – Posse Grounds Park Pickleball Courts ⁽⁴⁾	Essential	1,100,000	-	-	1,100,000	-
Future Project						
PR-01 – New Concession Stand ⁽⁵⁾	Important	-	-	90,000	90,000	
PR-11 – Sunset Park Playground Structure ⁽⁶⁾	Important	-	285,000	-	285,000	
Totals for Projects within Funded Years		\$2,666,540	\$285,000	\$90,000	\$3,041,540	\$997,237

⁽¹⁾ Continuation of these projects and additional projects in future years not included in the above table.


⁽²⁾ Includes CFD funding of \$125,000 and DIF funding of \$396,210.

⁽³⁾ Includes DIF funding of \$211,870.

⁽⁴⁾ Fully covered by DIF funding.

⁽⁵⁾ Fully covered by CFD funding.

⁽⁶⁾ Project added to CIP plan in FY25 budget process.



FY 24-25 ANNUAL BUDGET

Parks & Recreation Potential Fee Changes

None identified at this time





Public Transit

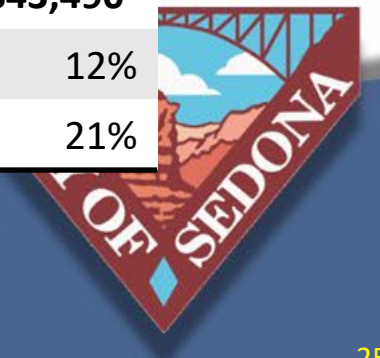
FY 24-25 ANNUAL BUDGET



Transit Summary Changes

	Direct Costs
FY 2024 Budgeted Direct Costs	\$2,542,050
Decrease in one-time costs	(137,940)
Increase in wages and benefits	3,030
Increase in Uptown transit circular study (\$36,520 grant funded portion)	45,650
Decrease in trailhead shuttle service costs	(11,000)
Increase in micro-transit service costs	313,500
Increase in Verde Shuttle costs	65,000
Increase in fuel costs	10,000
Increase for VMS sign rentals	7,500
Increase for FTA required GTFS website management	4,500
Miscellaneous increases	1,200
FY 2025 Budgeted Direct Costs	\$2,843,490
% Change	12%
% Change (Ongoing Direct Costs Only)	21%

FY 24-25 ANNUAL BUDGET



Transit One-Time

	FY 2025 One-Time Costs
Vehicle financed purchase payments	\$297,570



Transit CIP Projects⁽¹⁾

(PT-4 to PT-9)

	Priority	FY2025	FY2026	FY2027	Total Funded Years	FY2025 Project Increases
Carryover Projects						
PT-01 – Maintenance/Operations Center ⁽²⁾	Essential	\$ 520,000	\$ 600,000	\$10,090,000	\$11,210,000	\$3,192,831
PT-03 – Bus Acquisition – Grant Funded ⁽³⁾	Essential	236,000	-	829,000	1,065,000	117,200
PT-04a – “Y” Property Development	Essential	20,000	-	-	20,000	-
PT-04b – North SR 179 Park and Ride ⁽⁴⁾	Essential	650,000	-	-	650,000	495,182
New Projects						
PT-04 – Bus Stop Impr. ⁽⁵⁾	Essential	75,000	225,000	175,000	475,000	
PT-08 – Intersection Impr. – 7500 W 89A ⁽⁶⁾	Essential	400,000	5,050,000	-	5,450,000	
Totals for Projects within Funded Years		\$1,901,000	\$5,875,000	\$11,094,000	\$18,870,000	\$3,805,213

⁽¹⁾ Continuation of these projects and additional projects in future years not included in the above table.


⁽²⁾ Includes assumed grant funding of \$9,136,500 and assumed debt financing of \$2,073,500 during the first 3 funded years.

⁽³⁾ Includes grant funding of \$905,250.

⁽⁴⁾ An estimated construction increase of \$700,000 will be added to the Tentative Budget.

⁽⁵⁾ Includes grant funding of \$320,000.

⁽⁶⁾ Project added to CIP plan in FY25 budget process. Possible grant funding will be sought.



Sustainability

FY 24-25 ANNUAL BUDGET



Sustainability Summary Changes and One-Time Costs

	Direct Costs
FY 2024 Budgeted Direct Costs	\$851,580
Decrease in one-time costs	(120,050)
Decrease in wages and benefits	(5,750)
Increase to MSP implementation	24,550
Added Sustainable Neighborhoods Network annual dues	3,500
Miscellaneous increases	2,300
FY 2025 Budgeted Direct Costs	\$756,140
% Change	-11%
% Change (Ongoing Direct Costs Only)	3%

	FY 2025 One-Time Costs
Sycamore lease payment	\$9,660



Sustainability CIP Projects⁽¹⁾

(Sustain-4 to Sustain-7)

	Priority	FY2025	FY2026	FY2027	Total Funded Years	FY2025 Project Increases
Carryover Project						
SUS-05 – Streetlights LED Retrofit	Essential	\$80,800	\$ -	\$ -	\$ 80,800	\$19,000
Future Projects						
SUS-06 – DC Fast EV Chargers ⁽²⁾	Essential	-	-	404,000	404,000	
SUS-09 – Decarbonization Road-Mapping Projects	Essential	-	757,500	707,000	1,464,500	
Totals for Projects within Funded Years		\$80,800	\$757,500	\$1,111,000	\$1,949,300	

(1) Continuation of these projects and additional projects in future years not included in the above table.

(2) Possible grant funding will be sought.



FY 24-25 ANNUAL BUDGET



Public Works

FY 24-25 ANNUAL BUDGET





Public Works Summary Changes

	Direct Costs
FY 2024 Budgeted Direct Costs	\$7,261,890
Decision Packages (including 3.0 FTEs)	455,940
Increase in one-time costs	208,630
Increase in wages and benefits	131,360
Increase in utilities	58,300
Increase in streets rehab/pavement preservation	130,000
Increase in drainage maint.	142,870
Increase in streets maint. signage costs	23,500
Increase in asphalt work for City parking lots	24,000
Increase grounds maint. costs for parks	68,000
Increase in other parks maint. costs	48,560
Miscellaneous increases	72,720
FY 2025 Budgeted Direct Costs	\$8,625,770
% Change	19%
% Change (Ongoing Direct Costs Only)	15%



FY 24-25 ANNUAL BUDGET



Public Works One-Time

	FY 2025 One-Time Costs
Decision Packages	\$144,410
Sycamore lease payment	34,500
Vehicle leases and balance payoffs	161,060
MidState energy efficiencies financed purchase payment	39,260
Street sweeper and dump truck/snowplow financed purchase payment	76,000
Sidewalks/ADA modifications	50,000
Streets maint. equipment and vehicle upfitting	70,980
Posse Grounds Hub maintenance/improvements	28,400
Pool maintenance, heater replacements, and locker room/shower floors	39,000
Parks equipment, fencing, bollards, and other improvements	122,000
HVAC replacements	28,000
Roof rehabs, misc facilities maint. and improvements, equipment	149,550
Transit bus stop improvements, asphalt repairs, benches	15,000
Total One-Time Costs	\$958,160



FY 24-25 ANNUAL BUDGET

Public Works Decision Packages

(PW-10 to PW-21)

	Priority	One-Time Costs	Ongoing Costs	Totals	CM Recommendation	CBWG Recommendation
Program Manager – Parking/ Trails (1.0 FTE) ⁽¹⁾	High	\$ 3,070	\$140,990	\$144,060	Recommended	Supports CM recommendation 8-0
Public Works Inspector I (1.0 FTE)	High	5,900	115,160	121,060	Not recommended at this time	Supports CM recommendation 8-0
Custodial Maintenance Worker/ EV Work Truck (1.0 FTE) ⁽¹⁾	High	-	87,340	87,340	Placeholder pending further analysis	Supports CM recommendation 8-0
Facilities Maintenance Worker/EV Van (1.0 FTE) ⁽¹⁾	High	3,070	101,420	104,490	Recommended with further vehicle analysis	Supports CM recommendation 8-0
Maintenance Worker I /Work-Plow Truck (1.0 FTE)	High	22,870	94,570	117,440	Not recommended at this time	Supports CM recommendation 8-0

⁽¹⁾ \$8,000 for hardware/software for the 3 approved positions included in IT budget.

FY 24-25 ANNUAL BUDGET



Public Works Decision Packages

(PW-10 to PW-21)

	Priority	One-Time Costs	Ongoing Costs	Totals	CM Recommendation	CBWG Recommendation
Snowplow/Supervisor Truck	High	22,000	22,800	44,800	Recommended	Supports CM recommendation 8-0
General Fund Requests (Public Works requests)		\$ 34,910	\$537,860	\$572,770		
General Fund Requests (Parks & Rec request)		\$ 68,500	\$ -	\$ 68,500		
General Fund Requests (Furniture for other depts' position requests)		\$ 6,750	\$ -	\$ 6,750		
Total Streets Fund Requests		\$ 22,000	\$ 22,800	\$ 44,800		
Total IT Fund Requests		\$ -	\$ 1,620	\$ 1,620		
Recommended		\$103,390	\$352,550	\$455,940		
Not Recommended		\$ 28,770	\$209,730	\$238,500		

FY 24-25 ANNUAL BUDGET



Public Works – Other CIP Projects (1)

(PW-22 to PW-24)

	Priority	FY2025	FY2026	FY2027	Total Funded Years	FY2025 Project Increases
New Projects						
PW-06 – City Hall and Door Replacement	Important	\$252,500	\$252,500	\$ 454,500	\$ 959,500	
PW-09 Solar PV & Battery Storage – City Hall & Contractors Road ⁽²⁾	Essential	181,800	303,000	303,000	787,800	
Future Projects						
PW-08 – Cultural Park Improvements	Important	-	-	2,000,000	2,000,000	
Totals for Projects within Funded Years		\$434,300	\$555,500	\$2,757,500	\$3,747,300	

(1) Continuation of these projects and additional projects in future years not included in the above table.

(2) Project added to CIP plan in FY25 budget process.



FY 24-25 ANNUAL BUDGET

Public Works – Sedona in Motion CIP Projects⁽¹⁾

(PW-25 to PW-50)

	Priority	FY2025	FY2026	FY2027	Total Funded Years	FY2025 Project Increases
Carryover Projects						
SIM-01b – Uptown Northbound Impr. ⁽²⁾	Essential	\$ 250,000	\$ -	\$ -	\$ 250,000	\$ 2,588,294
SIM-03a – Uptown Parking Garage ⁽³⁾	Imperative	13,893,610	8,700,000	-	22,593,610	1,435,212
SIM-03b – Uptown Residential Parking Impr. ⁽⁴⁾	Essential	15,000	130,000	-	145,000	-
SIM-04c – Pedestrian Crossing at Oak Creek ⁽⁵⁾	Imperative	300,000	1,313,000	-	1,613,000	606,401
SIM-04e – Ranger/SR179 Intersection Impr. ⁽⁶⁾	Essential	-	97,500	984,170	1,081,670	-
SIM-05a – Portal Ln to Ranger Rd Connection ⁽⁷⁾	Essential	516,200	1,508,310	-	2,024,510	1,024,510
SIM-05b – Forest Rd Connection ⁽⁸⁾	Imperative	8,215,340	-	-	8,215,340	602,325
SIM-05d – Ranger Rd/Brewer Rd Intersection & Ranger Extension Impr. ⁽⁹⁾	Imperative	2,594,160	2,755,660	-	5,349,820	1,896,843
SIM-05e – Forest/Ranger/SR89A Intersection Impr. ⁽¹⁰⁾	Essential	105,000	-	4,915,000	5,020,000	189,040
SIM-11m – Dry Creek Rd Pathway, 89A to Two Fences	Essential	1,370,000	-	-	1,370,000	469,640
SIM-11n – Andante SUP and Drainage Impr.	Essential	1,545,400	1,515,000	-	3,060,400	1,910,947
SIM-11p – Brewer Rd SUP	Important	750,000	200,000	-	950,000	247,190
SIM-11q – Shelby II SUP ⁽¹¹⁾	Essential	675,000	725,000	-	1,400,000	375,000
SIM-12b – Traffic Video Cameras	Important	50,000	-	-	50,000	

⁽¹⁾ Continuation of these projects and additional projects in future years not included in the table.

⁽²⁾ Includes DIF funding of \$111,570. Appropriation increase includes \$2,338,294 in FY 2024 estimate.

⁽³⁾ Fully funded with debt financing.

⁽⁴⁾ Potential grant funding will be sought.

⁽⁵⁾ Appropriation increase includes \$507,828 in FY 2024 estimate.

⁽⁶⁾ Includes DIF funding of \$64,350.

⁽⁷⁾ Includes DIF funding of \$899,790.

⁽⁸⁾ Includes DIF funding of \$2,198,620, wastewater revenues of \$350,000, and debt financing of \$2,938,800.

⁽⁹⁾ Includes DIF funding of \$318,000.

⁽¹⁰⁾ Formerly ST-08. Includes grant funding of \$3,840,000 and 1% for Arts of \$115,000.

⁽¹¹⁾ Includes grant funding of \$500,000.

Public Works – Sedona in Motion CIP Projects⁽¹⁾

(PW-25 to PW-50)

⁽¹²⁾ Projects added to CIP plan in FY25 budget process.

⁽¹³⁾ Includes DIF funding of \$390,000.

	Priority	FY2025	FY2026	FY2027	Total Funded Years	FY2025 Project Increases
New Projects						
SIM-03d – Forest Rd Impr. – Parking Garage ⁽¹²⁾	Essential	80,000	1,010,000	-	1,090,000	
SIM-10a – Traffic Calming & SUP – White Bear Rd to Piñon Dr ⁽¹²⁾	Essential	370,000	-	-	370,000	
SIM-11s – Little Horse SUP	Important	115,000	-	-	115,000	
SIM-11t – Coffee Pot Rd SUP	Essential	100,000	600,000	-	700,000	
SIM-11v – Navoti Dr to Upper Red Rock Loop Rd SUP	Essential	120,000	808,000	707,000	1,635,000	
Future Projects						
SIM-04f – Y Roundabout Adaptive Signals ⁽¹²⁾	Important	-	30,000	50,000	80,000	
SIM-11a – Rodeo Rd to Dry Creek Rd SUP ⁽¹³⁾	Essential	-	200,000	400,000	600,000	
SIM-11r – Rodeo Rd SUP	Essential	-	70,000	300,000	370,000	
SIM-11w – Tranquil Ave to Madole Rd SUP	Important	-	120,000	707,000	827,000	
SIM-11x – Zane Grey Dr SUP	Important	-	75,000	606,000	681,000	
SIM-11y – Thunder Mountain II SUP	Important	-	-	150,000	150,000	
SIM-11z – Gun Fury SUP	Essential	-	100,000	707,000	807,000	
Totals for Projects within Funded Years		\$31,064,710	\$19,957,470	\$9,526,170	\$60,548,350	\$11,345,402

Public Works – Storm Drainage CIP Projects⁽¹⁾

(PW-51 to PW-53)

	Priority	FY2025	FY2026	FY2027	Total Funded Years	FY2025 Project Increases
New Project						
SD-05 – Saddlerock Area Impr. ⁽²⁾	Important	\$150,000	\$503,500	\$ -	\$653,500	
Future Projects						
SD-04 – View Dr Area Drainage Impr. ⁽³⁾	Important	-	-	150,000	150,000	
SD-08 – Mystic Hills Lift Station Access Impr. ⁽⁴⁾	Important	-	40,000	402,000	442,000	
Totals for Projects within Funded Years		\$150,000	\$543,500	\$552,000	\$1,245,500	

⁽¹⁾ Continuation of these projects in future years not included in the above table.

⁽²⁾ Includes Yavapai County Flood Control funding of \$300,000.

⁽³⁾ Includes Yavapai County Flood Control funding of \$150,000.

⁽⁴⁾ Includes Coconino County Flood Control funding of \$240,000.



FY 24-25 ANNUAL BUDGET

Public Works – Streets & Transportation CIP Projects

(PW-54 to PW-55)

	Priority	FY2025	FY2026	FY2027	Total Funded Years	FY2025 Project Increases
Carryover Project						
ST-07 – Back O’ Beyond Rd & Trailhead Safety Impr. ⁽¹⁾	Essential	\$ -	\$121,200	\$3,006,000	\$3,127,200	\$ -
Future Project						
ST-11 – Citywide Safety Analysis Corridor Studies ⁽²⁾	Essential	-	250,000	-	250,000	
Totals for Projects within Funded Years		\$ -	\$371,200	\$3,006,000	\$3,377,200	\$ -

⁽¹⁾ Includes grant funding of \$2,400,000.


⁽²⁾ Project added to CIP plan in FY25 budget process. Includes grant funding of \$200,000.



FY 24-25 ANNUAL BUDGET

Public Works Potential Fee Changes

None identified at this time





Police

FY 24-25 ANNUAL BUDGET



Police Summary Changes

	Direct Costs
FY 2024 Budgeted Direct Costs	\$ 8,074,320
Decision Packages (includes 1.4 FTE and one-time \$1.5M PSPRS contribution)	1,717,300
Decrease in one-time costs (includes decrease for PSPRS FY24 one-time contribution of \$1.2M – FY25 amount in Decision Packages above)	(1,269,360)
Increase in wages and benefits	439,620
Miscellaneous increases	7,800
FY 2025 Budgeted Direct Costs	\$8,969,680
% Change	11%
% Change (Ongoing Direct Costs Only)	10%

FY 24-25 ANNUAL BUDGET



Police One-Time

	FY 2025 One-Time Costs
Vehicle leases	\$ 51,730
Vehicle financed purchase payments	282,400
In-car/body worn camera financed purchase payment	39,140
Vehicle upfit	9,000
SWAT uniforms and specialty supplies	7,880
Decision Package - one-time PSPRS contribution	1,500,000
Total One-Time Costs	\$1,889,750

FY 24-25 ANNUAL BUDGET




Police Decision Packages

(PD-14 to PD-23)

	Priority	One-Time Costs	Ongoing Costs	Totals	CM Recommendation	CBWG Recommendation
Evidence Technician PT to FT (0.3 FTE)	High	\$ -	\$43,810	\$ 43,810	Recommended	Recommended 8-0
Victim Services Specialist/ Background Investigator (1 FTE) ⁽¹⁾	Medium	100	78,840	78,940	Recommended	Recommended 8-0
Reallocation of 4 Part-Time CSAs to 2 FT CSOs (0.1 FTE) ⁽¹⁾	Medium	680	93,870	94,550	Recommended	Recommended 8-0
PSPRS One-Time Contribution	High	1,500,000	-	1,500,000	Recommended	Recommended 8-0
Total General Fund Requests		\$1,500,780	\$216,520	\$1,717,300		
Recommended		\$1,500,780	\$216,520	\$1,717,300		
Not Recommended		\$ -	\$ -	\$ -		

⁽¹⁾ \$15,430 for hardware/software for the 1 added position and 2 converted positions included in IT budget.



FY 24-25 ANNUAL BUDGET

PSPRS Unfunded Liability (Tiers 1 & 2)

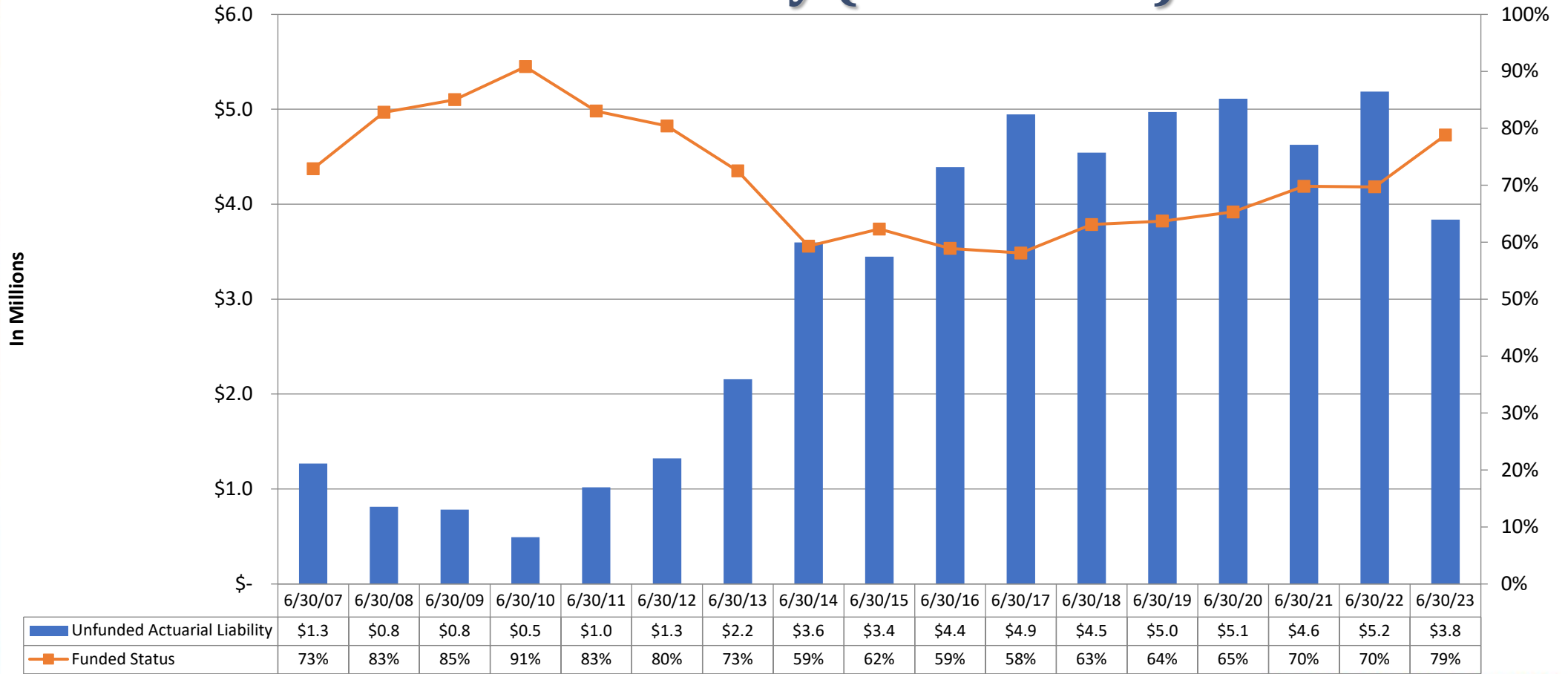
	As of 6/30/2019	As of 6/30/2020	As of 6/30/2021	As of 6/30/2022	As of 6/30/2023
Estimated Liabilities ⁽¹⁾	\$13.7M	\$14.7M	\$15.3M	\$17.1M	\$18.1M
Assets ⁽²⁾	8.4M	8.9M	11.7M	\$11.6M	\$14.0M
Unfunded Liability	\$ 5.3M	\$ 5.8M	\$ 3.6M	\$5.5M	\$4.1M
Funded Status	62%	61%	76%	68%	77%

⁽¹⁾Discounted to present value at assumed rate of return on assets. Represents cumulative effect of previous costs not funded.

⁽²⁾Represents market value of assets as of actuarial date used to calculate financial statement liability. Actuary uses actuarial value of assets to calculate minimum contribution rate.



PSPRS History (Tiers 1 & 2)



FY 24-25 ANNUAL BUDGET



Reasons for Change from FY 2022 to FY 2023

Assets Experience

- Average smoothed return 6.9% (FY 2023 return was 7.7%)
- Assumed earnings rate 7.2%

Payroll Base

- Higher payroll growth compared to assumptions

Liability Experience

- Higher than expected salary increases

Additional Contributions

Assumption/Method Change

- Payroll growth assumption decreased from 2.50% to 2.00%

Audit Adjustment

- Prorating COLA benefit in 1st year of retirement

Other

- Changes in benefits for inactive status – HB2088 removed maintenance of effort adjustment for unfunded liability amortization


Police CIP Project⁽¹⁾

(PD-24 to PD-25)

	Priority	FY2025	FY2026	FY2027	Total Funded Years	FY2025 Project Increases
New Projects						
PD-02 – Radio Infrastructure Phase 2	Essential	\$100,000	\$150,000	\$500,000	\$750,000	
PD-07 – Body-Worn Camera Upgrade ⁽²⁾	Essential	500,000	125,000	125,000	750,000	
Totals for Projects within Funded Years		\$600,000	\$275,000	\$625,000	\$1,500,000	

⁽¹⁾ Continuation of these projects in future years not included in the above table.


⁽²⁾ Possible grant opportunities will be sought.



Police Potential Fee Changes

None identified at this time





Information Technology

FY 24-25 ANNUAL BUDGET



Information Technology Summary Changes

	Direct Costs
FY 2024 Budgeted Direct Costs	\$2,437,680
Decision package	35,000
Other department decision package IT allocations	32,610
Decrease in one-time costs	(183,170)
Decrease in wages and benefits	(3,560)
Decrease in computer hardware equipment	(52,190)
Increase in hardware/software maintenance/support contracts	231,820
Increase in voice/cellular/data services	18,760
Miscellaneous increases	2,850
FY 2025 Budgeted Direct Costs⁽¹⁾	\$2,519,800
% Change	3%
% Change (Ongoing Direct Costs Only)	10%

⁽¹⁾ Carryovers from FY2024 for the WW cellular signal boost project and the Springbrook upgrade project totaling \$20,000 will be added in the Tentative Budget version.



Information Technology One-Time

	FY 2025 One-Time Costs
Decision Package – WW WiFi	\$ 35,000
Other department decision packages IT allocation	32,610
Sycamore lease payment	4,200
Copiers lease	49,120
Court equipment lease	13,500
Computer hardware – laptops, monitors, switches, etc.	186,450
Computer software updates	38,910
Data center UPS/battery removal	500
Added and replacement phones	13,750
Replacement security cameras	5,500
Total One-Time Costs	\$379,540

FY 24-25 ANNUAL BUDGET



Information Technology Decision Packages

(IT-5 to IT-6)

	Priority	One-Time Costs	Ongoing Costs	Totals	CM Recommendation	CBWG Recommendation
WW WiFi	High	\$35,000	\$ -	\$35,000	Recommended	Recommended 8-0
IT Fund Requests (IT Dept Request)		\$35,000	\$ -	\$35,000		
IT Fund Requests (computer/ software for other depts' position requests)		\$32,610	\$ -	\$32,610		
Recommended		\$67,610	\$ -	\$67,610		
Not Recommended		-	-	-		

FY 24-25 ANNUAL BUDGET



Information Technology Potential Fee Changes

None identified at this time





City Manager's Office

FY 24-25 ANNUAL BUDGET




City Manager's Office Summary Changes

	Direct Costs
FY 2024 Budgeted Direct Costs	\$1,476,940
Increase in wages and benefits	39,000
Decrease in legislative advocate	(25,000)
Transfer Communications program to new department	(449,240)
Miscellaneous increases	3,720
FY 2025 Budgeted Direct Costs	\$1,045,420
% Change	-29%
% Change (Ongoing Direct Costs Only)	-29%



FY 24-25 ANNUAL BUDGET



CMO Admin Summary Changes

	Direct Costs
FY 2024 Budgeted Direct Costs	\$892,630
Increase in wages and benefits	31,340
Decrease in legislative advocate	(25,000)
Miscellaneous decreases	(530)
FY 2025 Budgeted Direct Costs	\$898,440
% Change	1%
% Change (Ongoing Direct Costs Only)	1%

FY 24-25 ANNUAL BUDGET



CMO Arts & Culture Summary Changes

	Direct Costs
FY 2024 Budgeted Direct Costs	\$135,070
Increase in wages and benefits	7,660
Increase in receptions/awards program costs	3,150
Miscellaneous increases	1,100
FY 2025 Budgeted Direct Costs	\$146,980
% Change	9%
% Change (Ongoing Direct Costs Only)	9%




FY 24-25 ANNUAL BUDGET

CMO Arts & Culture Decision Packages

(CMO-13 to CMO-14)

	Priority	One-Time Costs	Ongoing Costs	Totals	CM Recommendation	CBWG Recommendation
Part-Time Temp (0.2 FTE)	High	\$ 2,800	\$ 11,630	\$ 14,430	Not recommended	Not recommended 8-0
Total General Fund Requests		\$ 2,800	\$ 11,630	\$ 14,430		
Recommended		\$ -	\$ -	\$ -		
Not Recommended		\$ 2,800	\$ 11,630	\$ 14,430		



FY 24-25 ANNUAL BUDGET



CMO Arts & Culture CIP Project

(CMO-15)

	Priority	FY2025	FY2026	FY2027	Total Funded Years	FY2025 Project Increases
Carryover Project						
AC-02 – Art in the Roundabouts ⁽¹⁾	Important	\$119,000	\$ -	\$ -	\$119,000	\$ -

⁽¹⁾ Fully funded with 1% for Arts funding.

FY 24-25 ANNUAL BUDGET





Communications, Tourism & Economic Initiatives (CTEI)

FY 24-25 ANNUAL BUDGET



CTEI Summary Changes

	Direct Costs
FY 2024 Budgeted Direct Costs	\$1,513,890
Decision Packages	324,370
Increase in one-time costs	10,000
Increase in wages and benefits	62,630
Decrease in Chamber Visitor Center contract to \$350k	(74,000)
Increase in advertising	204,600
Increase in marketing	137,500
Added destination development costs	100,000
Increase in contracted support services	23,500
Miscellaneous increases	36,930
FY 2025 Budgeted Direct Costs	\$2,339,420
% Change	55%
% Change (Ongoing Direct Costs Only)	59%

FY 24-25 ANNUAL BUDGET





CTEI One-Time

	FY 2025 One-Time Costs
National Community Survey	\$ 20,000
Consultant – branding/start-up costs	100,000
Broadband consultant	10,000
Total One-Time Costs	\$130,000

FY 24-25 ANNUAL BUDGET



In-House Tourism Bureau Comparison to Former Chamber Contract

	FY 2025 Proposed
Ongoing costs (including IT related costs, excluding destination marketing)	\$1,578,600
Destination marketing	350,000
One-time costs	100,000
Total in-house Tourism Bureau budget	\$2,028,600
FY 2023 SCC&TB contract (adjusted for inflation)	1,752,051
Total difference	\$ 276,549
Ongoing difference (excluding destination marketing)	\$ (173,451)



FY 24-25 ANNUAL BUDGET

CTEI Decision Package

(CTEI-8 to CTEI-11)

	Priority	One-Time Costs	Ongoing Costs	Totals	CM Recommendation	CBWG Recommendation
Destination Marketing	High	\$ -	\$200,000	\$200,000	Placeholder pending discussion with Council	Recommended 8-0
Two Tourism Coordinators	High	13,100	210,340	223,440	Recommended as 1 position at this time with continuation of consultant at \$20k increase	Recommended at no more than 2 positions (2 coord. or 1 coord./1 consultant) 8-0
Total General Fund Requests		\$13,100	\$410,340	\$423,440		
Recommended⁽¹⁾		\$ -	\$324,370	\$324,370		
Not Recommended		\$ 6,550	\$ 85,970	\$ 92,520		

⁽¹⁾ \$3,600 for hardware/software for the 1 added position included in IT budget. \$3,750 for furniture for the 1 added position included in the Public Works budget.



FY 24-25 ANNUAL BUDGET



Municipal Court

FY 24-25 ANNUAL BUDGET



Municipal Court Summary Changes and One-Time Costs

	Direct Costs
FY 2024 Budgeted Direct Costs	\$734,150
Decision Packages (includes 0.78 FTEs for ongoing temp)	56,270
Increase in wages and benefits	55,530
Decrease in one-time costs	(49,040)
Decrease in court-appointed attorney cost	(20,000)
Transfer of leased AOC computer equipment to IT	(15,000)
Miscellaneous increases	700
FY 2025 Budgeted Direct Costs	\$762,610
% Change	4%
% Change (Ongoing Direct Costs Only)	12%
	FY 2025 One-Time Costs
Sycamore lease payment	\$51,060



FY 24-25 ANNUAL BUDGET

Municipal Court Decision Packages

(MC-3 to MC-7)

	Priority	One-Time Costs	Ongoing Costs	Totals	CM Recommendation	CBWG Recommendation
Ongoing Temporary Court Clerk (0.78 FTE) ⁽¹⁾	High	\$ -	\$ 56,270	\$ 56,270	Recommended	Recommended 8-0
New Court Clerk Position (1 FTE)	High	-	77,300	77,300	Not recommended at this time	Not recommended 8-0
New Court Clerk Position – Post-Adjudicated cases (1 FTE)	High	-	77,300	77,300	Not recommended at this time	Recommended with caveat that after caught up remaining available time use to support other Court Clerk functions based on re-evaluation of staffing level need at that time 8-0
Total General Fund Requests		\$ -	\$ 210,870	\$ 210,870		
Recommended		\$ -	\$ 56,270	\$ 56,270		
Not Recommended		\$ -	\$ 154,600	\$ 154,600		

⁽¹⁾ \$1,980 for leased AOC computer equipment included in IT budget.



Municipal Court Potential Fee Changes

None identified at this time



Human Resources

Human Resources Summary Changes and One-Time Costs

	Direct Costs
FY 2024 Budgeted Direct Costs	\$403,300
Decision Package	84,900
Increase in wages and benefits	29,830
Decrease in one-time costs	(5,900)
Increase in citywide training	15,000
Increase recruitment/relocation	20,000
Miscellaneous increases	6,570
FY 2025 Budgeted Direct Costs	\$553,700
% Change	37%
% Change (Ongoing Direct Costs Only)	41%
	FY 2025 One-Time Costs
Salary Study	\$ 20,000

FY 24-25 ANNUAL BUDGET



Human Resources Decision Package

(HR-4 to HR-5)

	Priority	One-Time Costs	Ongoing Costs	Totals	CM Recommendation	CBWG Recommendation
HR Specialist ⁽¹⁾	High	\$ -	\$84,900	\$84,900	Recommended	Recommended 8-0
Total General Fund Requests		\$ -	\$84,900	\$84,900		
Recommended		\$ -	\$84,900	\$84,900		
Not Recommended		\$ -	\$ -	\$ -		


⁽¹⁾ \$3,600 for hardware/software included in IT budget. \$3,000 for furniture included in the Public Works budget.





Community Development

FY 24-25 ANNUAL BUDGET



Community Development Summary Changes and One-Time Costs

	Direct Costs
FY 2024 Budgeted Direct Costs	\$1,958,940
Increase in wages and benefits	197,590
Decrease in one-time costs	(102,820)
Increase outsourced plan review	20,000
Miscellaneous decreases	(1,220)
FY 2025 Budgeted Direct Costs	\$2,072,490
% Change	6%
% Change (Ongoing Direct Costs Only)	13%
	FY 2025 One-Time Costs
Cultural Park area master plan (including carryover of \$105,000)	\$121,700
Vehicle leases and balance payoff	13,760
Total One-Time Costs	\$135,460

FY 24-25 ANNUAL BUDGET



Community Development Potential Fee Changes

None identified at this time





General Services

FY 24-25 ANNUAL BUDGET



General Services Summary Changes

	Direct Costs
FY 2024 Budgeted Direct Costs	\$13,664,860
Decrease in one-time costs	(105,300)
Decrease in contingencies	(2,374,200)
Decrease in debt service	(215,030)
Increase in Small Grants program	150,000
Increase in service contracts	60,290
Decrease in pass-through donations for Red Rock Trail Fund	(52,000)
Increase in property and liability insurance premiums	55,000
Miscellaneous increases	12,020
FY 2025 Budgeted Direct Costs	\$11,195,640
% Change	-18%
% Change (Ongoing Direct Costs Only)	8%

FY 24-25 ANNUAL BUDGET





General Services One-Time

	FY 2025 One-Time Costs
Bond payments	\$7,228,250
Carryover – DIF fee study update	48,000
Contingencies	956,850
Vehicle lease and balance payoff	9,180
Sycamore lease payment	15,770
Parking lot leases	13,310
Postage meter lease	4,620
Evaluation of airport transfer	10,000
Total One-Time Costs	\$8,285,980



FY 24-25 ANNUAL BUDGET

Small Grants Budget

(GS-2)

	FY 2025 Projection	FY 2024 Projection	FY 2024 Estimate ⁽¹⁾	FY 2023 Actual ⁽¹⁾	FY 2022 Actual ⁽²⁾
Number of small grants awarded	30	20	27	28	26
Average small grant award amount	\$6,830	\$9,000	\$6,212	\$10,100	\$10,394
Total small grants awarded	\$350,000	\$200,000	\$181,200	\$190,275	\$270,256
Range of small grant awards	\$3,500 - \$25,000	\$3,500 - \$25,000	\$1,650 - \$20,000	\$1,800 - \$15,000	\$3,500 - \$25,000

⁽¹⁾ The full FY 2023 and FY 2024 amounts budgeted of \$200,000 were awarded; however, some grants were returned due to inability to fulfill the grant obligation.

⁽²⁾ FY 2022 included a one-time carryover of \$121,300 for small grants funding not spent during FY 2021; however, only \$103,756 of this amount was spent and all eligible applications were awarded.

FY 24-25 ANNUAL BUDGET



Service Contracts

(GS-4)

Agency	FY 2022	FY 2023	FY 2024	FY 2025 Proposed ⁽¹⁾	Proposed Budget Incr. Over FY 2024
Humane Society	\$ 71,919	\$ 77,026	\$ 93,090	\$ 96,450	\$ 3,360
Sedona Community Center	192,850	206,540	236,000	244,500	8,500
Sedona Public Library	506,031	541,959	865,200	896,350	31,150
Sedona Recycles	203,000	217,413	250,000	259,000	9,000
Verde Valley Caregivers	60,900	65,220	80,000	82,880	2,880
Historical Society	N/A	100,000	150,000	155,400	5,400
Totals	\$1,034,700	\$1,208,158	\$1,674,290	\$1,734,580	\$60,290

⁽¹⁾ The service contracts include provisions for increases based on the 12-month Western Region Consumer Price Index (CPI) for December, with a maximum increase of 5%. The December 2023 CPI was 3.6%, so the budget for each service contract has been increased by that amount for FY 2025.

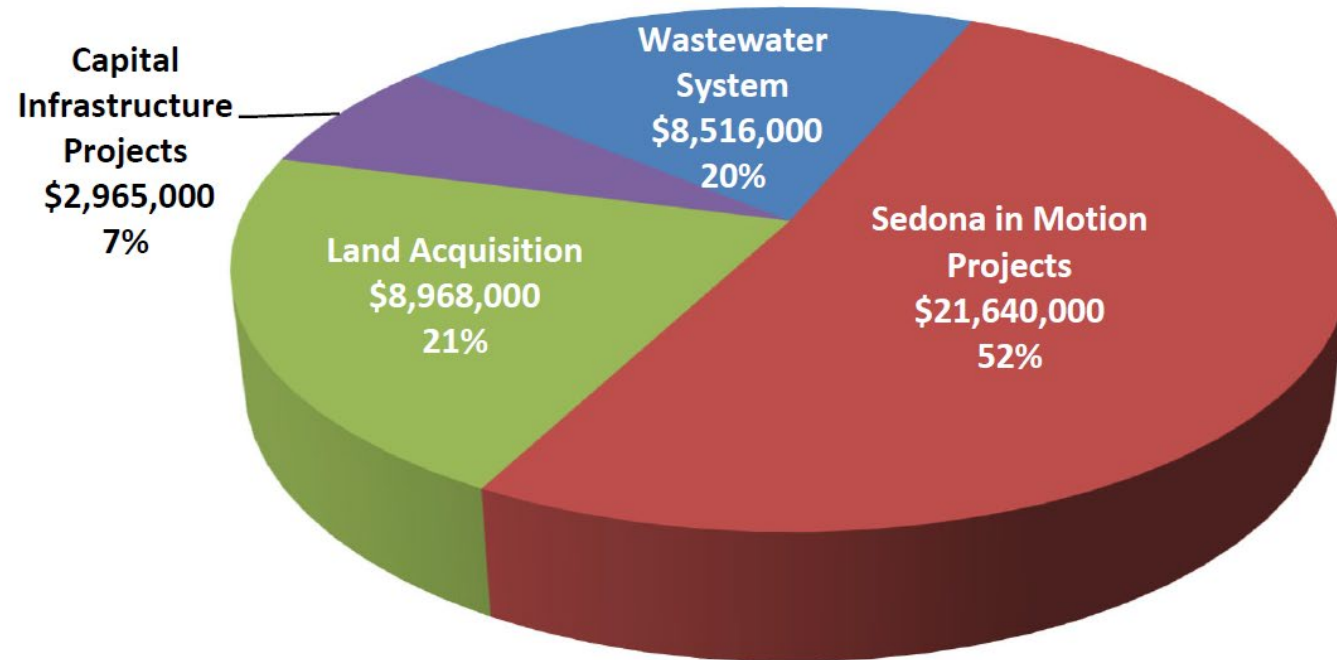


FY 24-25 ANNUAL BUDGET

Outstanding Bonds as of July 1, 2024

\$42,089,000⁽¹⁾

(GS-5)



⁽¹⁾ Excludes potential bond issuance for Uptown parking garage.




Pledged Revenues

(GS-7 and GS-9)

Fiscal Year	Governmental Funds	Wastewater Fund	Total Debt Service Payments	Pledged Revenues	Estimated Coverage ⁽¹⁾
FY 2025	\$2,879,074	\$4,331,786	\$7,210,859	\$42,873,150	5.95
FY 2026	2,880,859	4,332,683	7,213,541	42,802,640	5.93
FY 2027	3,816,287	-	3,816,287	45,127,180	11.82
FY 2028	2,779,456	-	2,779,456	46,343,730	16.67
FY 2029	2,781,362	-	2,781,362	47,607,470	17.12

⁽¹⁾ Bond covenants require pledged revenues to be at least 1.5x annual payment amount.

FY 24-25 ANNUAL BUDGET



Outstanding Bonds

(GS-11)

Bond Issue	Remaining Payment Dates	Interest Rate	Remaining Principal	Remaining Interest	Status
Second Series 2015	7/1/2025-2027	1.94%	\$ 2,965,000	\$ 115,721	Eligible to be called without premium
Series 2021	7/1/2025-2026	1.16%	8,516,000	148,468	Prepayment penalty
Series 2022	7/1/2027-2042	4.0%-5.0%	21,640,000	10,352,250	Callable 7/1/2032 without premium
Second Series 2022	7/1/2025-2037	4.21%	8,968,000	2,859,895	Callable anytime with 30-days notice without premium

FY 24-25 ANNUAL BUDGET



Outstanding Financed Purchases

(GS-11)

Debt Issue	Remaining Payment Dates	Interest Rate	Remaining Principal	Remaining Interest	Status
Energy Efficiency Equipment	12/20/2024-30	3.60%	\$249,404	\$37,555	No prepayment penalty
FY21 Police Vehicles	FY25	1.82%-1.85%	64,365	1,186	Early termination penalty
Police Camera System	8/30/2024-25	1.85%	76,148	2,120	Early termination penalty
Street Sweeper	4/26/2025-26	2.05%	103,138	3,182	Early termination penalty
FY22 Police Vehicles	FY25-FY27	1.74%-2.72%	227,366	10,940	No prepayment penalty
Trailhead Shuttles	12/15/2024-26	1.95%	431,588	16,923	No prepayment penalty
Micro-Transit Vehicles	2/1/2025-28	5.37%	508,242	69,469	No prepayment penalty
Vactor Truck	6/15/2025-28	4.50%	490,519	56,397	No prepayment penalty
Dump Truck/Snowplow	7/13/2024-28	4.71%	99,244	14,453	No prepayment penalty
FY24 Police Vehicles	3/7/2025-29	4.44%	180,099	24,683	No prepayment penalty


FY 24-25 ANNUAL BUDGET



Outstanding Leases

(GS-11)

Debt Issue	Remaining Payment Dates	Interest Rate	Remaining Principal	Remaining Interest	Status
Fleet Vehicles	FY25-FY29	4.70%-11.86%	\$ 381,910	\$ 62,065	No prepayment penalty
Parking Lots	FY25-FY33	0.19%-1.25% (imputed)	82,764	5,305	No termination penalty
Postage Meter	FY25-FY26	0.58% (imputed)	9,165	60	No termination penalty
School District Administrative Site (Sycamore)	FY25-FY41	1.49% (imputed)	1,973,269	246,231	No termination penalty if execute purchase
Copiers	7/2024-4/2029	2.31% (imputed)	100,719	5,829	Early termination penalty



FY 24-25 ANNUAL BUDGET

FY 2025 Contingencies Totals

(in Thousands)

	General Fund	Housing Fund	Grants, Donations, & Restricted Funds	Wastewater Enterprise Fund
General operating contingency	\$200	\$ -	\$ -	\$100
Remaining available fund balance	-	57	-	-
Unknown grants and donations	-	-	500	-
Judgments	100	-	-	-
Total Budgeted	\$300	\$57	\$500	\$100

FY 24-25 ANNUAL BUDGET





Financial Services

FY 24-25 ANNUAL BUDGET



Financial Services Summary Changes

	Direct Costs
FY 2024 Budgeted Direct Costs	\$1,784,700
Increase in wages and benefits	142,180
Decrease in one-time costs	(4,610)
Increase in audit services	2,200
Increase in merchant service fees	3,800
Increase in investment management services	20,000
Miscellaneous increases	5,700
FY 2025 Budgeted Direct Costs	\$1,953,970
% Change	9%
% Change (Ongoing Direct Costs Only)	10%



FY 24-25 ANNUAL BUDGET


Financial Services One-Time

	FY 2025 One-Time Costs
Carryover - banking services RFP	\$40,000
Carryover - wastewater rate study	30,100
Biennial DIF audit	25,000
Total One-Time Costs	\$95,100

Financial Services Decision Packages

(FIN-4 to FIN-5)

	Priority	One-Time Costs	Ongoing Costs	Totals	CM Recommendation	CBWG Recommendation
Senior Tax Auditor (1 FTE)	Medium	\$28,800	\$69,030	\$97,830	Not Recommended at this time	Recommended 8-0
Total General Fund Requests		\$28,800	\$69,030	\$97,830		
Recommended		\$ -	\$ -	\$ -		
Not Recommended		\$28,800	\$69,030	\$97,830		



FY 24-25 ANNUAL BUDGET







Finance Potential Fee Changes

None identified at this time

FY 24-25 ANNUAL BUDGET





Housing

FY 24-25 ANNUAL BUDGET



Housing Summary Changes and One-Time Costs

	Direct Costs
FY 2024 Budgeted Direct Costs	\$1,281,260
Increase in wages and benefits	13,290
Decrease in one-time costs	(87,980)
Miscellaneous decreases	(500)
FY 2025 Budgeted Direct Costs	\$1,206,070
% Change	-6%
% Change (Ongoing Direct Costs Only)	3%

	FY 2025 One-Time Costs
Steps to Recovery transitional housing – CDBG funded	\$ 406,100
Safe Place to Park operating costs – ADOH funded	366,020
Total One-Time Costs	\$772,120



FY 24-25 ANNUAL BUDGET

Housing Balance Sheet Items

(FUNDS-5)

	FY 2025 Proposed
Loans Made To Date (as of 4/10/24)	
Sunset Lofts	\$ 1,982,123
Down Payment Assistance Program	116,864
Subtotal Loans Made to Date	2,098,987
Balances Reserved for Additional Loans	
Sunset Lofts ⁽¹⁾	4,217,877
2250 Shelby Drive ⁽²⁾	2,250,000
Down Payment Assistance Program ⁽³⁾	283,136
Future Affordable Housing Project Loans ⁽⁴⁾	10,050,000
Subtotal Balances Reserved	16,801,013
Total Reserved for Loans	\$18,900,000

⁽¹⁾ Represents remaining balance of \$4.2 million to be loaned, plus additional \$2 million added in FY24 budget process for increased project costs in case Council approves the increase.

⁽²⁾ Represents loan amount approved by Council in December 2023. Originally budgeted as \$300,000 placeholder. \$1.95M of \$12M for future housing project loans used to cover the difference.

⁽³⁾ Represents remaining balance of \$400,000 approved by Council to be loaned.

⁽⁴⁾ Represents remaining balance of \$12M approved by Council for housing project loans during FY24 budget process.



FY 24-25 ANNUAL BUDGET



City Attorney's Office

FY 24-25 ANNUAL BUDGET



City Attorney's Office Summary Changes

	Direct Costs
FY 2024 Budgeted Direct Costs	\$818,570
Increase in wages and benefits (including restoration of Asst. City Attorney as full-time)	137,570
Decrease contracted legal services (previously increased to account for Assistant City Attorney as part-time)	(52,500)
Miscellaneous increases	1,000
FY 2025 Budgeted Direct Costs	\$904,640
% Change	11%
% Change (Ongoing Direct Costs Only)	11%

FY 24-25 ANNUAL BUDGET





City Council

FY 24-25 ANNUAL BUDGET



City Council Summary Changes

	Direct Costs
FY 2024 Budgeted Direct Costs	\$ 78,220
No change in stipends and benefits	-
Decrease for council retreat facilitator	(4,600)
Added portrait for incoming Council	1,500
Miscellaneous decreases	(600)
FY 2025 Budgeted Direct Costs	\$74,520
% Change	-5%
% Change (Ongoing Direct Costs Only)	-5%

FY 24-25 ANNUAL BUDGET





City Clerk's Office

FY 24-25 ANNUAL BUDGET



City Clerk's Office Summary Changes and One-Time Costs

Direct Costs	
FY 2024 Budgeted Direct Costs	\$406,660
Increase in wages and benefits	26,800
Increase in one-time costs	33,700
Miscellaneous decreases	(910)
FY 2025 Budgeted Direct Costs	\$466,250
% Change	15%
% Change (Ongoing Direct Costs Only)	6%
FY 2025 One-Time Costs	
General & primary elections	\$34,000

FY 24-25 ANNUAL BUDGET




City Clerk's Office Potential Fee Changes

Add annual special event business license for better tracking of 7+ special events

- Per event license = \$10/event
- Regular business license = \$70

FY 24-25 ANNUAL BUDGET





Overall Budget and Strategic Issues

FY 24-25 ANNUAL BUDGET





FY 2025 Budget is Balanced⁽¹⁾

All Funds	FY 2025 Budget (in millions)
Estimated July 1, 2024 Fund Balances	\$115.9
Estimated Revenues	69.9
Less Estimated Policy Reserves as of June 30, 2025:	
Operating Reserves ⁽²⁾	(11.7)
Capital Reserves	(19.6)
Equipment Replacement Reserves	(5.6)
Major Maintenance Reserve	(0.3)
Streets Rehab/Preservation Reserve	(0.3)
Future Transit System Implementation	(5.3)
Reserve for Loans	(21.7)
Total Resources Available	\$121.4
Budgeted Expenditures	(100.3)
Excess Resources Available	\$ 21.0

⁽¹⁾ Based on Arizona definition of adequate available resources to cover budgeted expenditures.

⁽²⁾ Reserves fully funded in accordance with policy.

FY 24-25 ANNUAL BUDGET



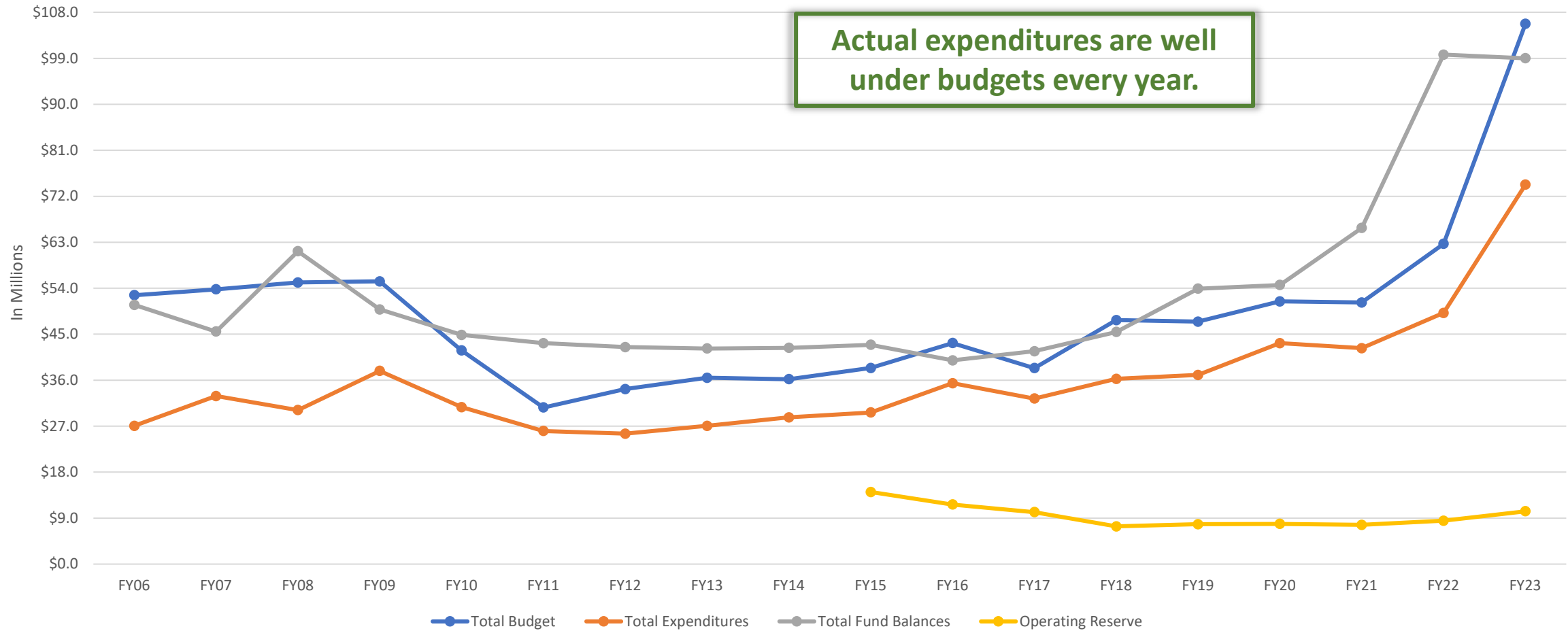
Comparison to Prior Years

(In Millions)

All Funds	FY 2019 Budget	FY 2020 Budget	FY 2021 Budget ⁽¹⁾	FY 2022 Budget	FY 2023 Budget	FY 2024 Budget	FY 2025 Proposed
Estimated July 1 Fund Balances	\$41.6	\$50.3	\$50.0	\$65.2	\$103.7	\$98.1	\$115.9
Estimated Revenues	43.9	45.1	40.5	55.9	70.6	66.6	69.9
Estimated Other Financing Sources	-	-	-	9.0	10.0	-	-
Less Estimated Policy Reserves as of June 30:							
Operating Reserves	(7.7)	(8.1)	(7.6)	(8.2)	(9.3)	(10.6)	(11.7)
Debt Service Reserves	(4.4)	-	-	-	-	-	-
Capital Reserves	(12.2)	(13.1)	(11.6)	(10.6)	(19.4)	(22.1)	(19.6)
Equipment Replacement Reserves	(1.2)	(2.3)	(2.2)	(3.4)	(3.6)	(4.3)	(5.6)
Major Maintenance Reserve	(0.1)	(0.2)	(0.1)	(0.1)	(0.5)	(0.4)	(0.3)
Streets Rehab/Preservation Reserve	(0.1)	(0.1)	(0.1)	(0.3)	(0.3)	(0.3)	(0.3)
Future Transit System Implementation	-	-	-	-	-	(5.0)	(5.3)
Reserve for Loans	-	-	-	-	(7.3)	(20.3)	(21.7)
Total Resources Available	\$60.0	\$71.7	\$68.9	\$107.5	\$143.9	\$101.6	\$121.4
Budgeted Expenditures	(47.5)	(51.4)	(51.2)	(58.0)	(105.7)	(85.8)	(100.3)
Budgeted Other Financing Uses	-	-	-	(9.0)	-	-	-
Excess Resources Available	\$12.5	\$20.2	\$17.7	\$ 40.6	\$ 38.2	\$ 15.8	\$ 21.0
Total Estimated June 30 Fund Balances	\$38.0	\$44.0	\$39.3	\$ 63.2	\$ 78.5	\$ 78.9	\$ 85.4

⁽¹⁾ Included assumptions for revenue losses and expenditure cuts in response to anticipated impacts of COVID-19.

Historical Budget vs. Actual Expenditures, Fund Balances, Operating Reserves – All Funds



2006	2007	2008	2009	2010	2011	2012	2013	2014	2015	2016	2017	2018 ⁽¹⁾	2019	2020	2021	2022	2023
\$25.6	\$20.9	\$25.0	\$17.5	\$11.1	\$4.6	\$8.7	\$9.4	\$7.5	\$8.7	\$7.9	\$6.0	\$11.5	\$10.4	\$8.2	\$9.0	\$13.5	\$31.4
49%	39%	45%	32%	27%	15%	25%	26%	21%	23%	18%	16%	24%	22%	16%	17%	22%	30%

⁽¹⁾ Budgeting for SIM projects began in FY2018; however, many projects did not start incurring significant construction costs until FY2020.

FY 2024 Budget & Estimates

All Funds	FY 2024 Budget	FY 2024 Estimates ⁽¹⁾	Difference	%
Total Expenditures	\$85.8M	\$72.2M	\$13.7M	16%
CIP Expenditures	33.6M	26.1M	7.5M	22%
Non-CIP Expenditures	52.2M	46.0M	6.1M	12%

⁽¹⁾ Historically, estimates tend to be higher than actual due to conservative practices.

FY 24-25 ANNUAL BUDGET



Expenditures by Type

(in Thousands)

	FY2024 Budget	FY2025 Base	Increase/ (Decrease)	% Change	Decision Packages	Total FY2025 Proposed
Ongoing:						
Personnel	\$18,951	\$20,314	\$ 1,363	7%	\$ 733	\$ 21,047
Operations	16,961	19,271	2,310	14%	265	19,536
Subtotal Operational Costs - Ongoing	35,912	39,585	3,673	10%	998	40,582
One-Time:						
Personnel	1,342	-	(1,342)	(100%)	1,500	1,500
Operations	4,180	3,768	(412)	(10%)	220	3,988
Subtotal Operational Costs – One-Time	5,522	3,768	(1,754)	(32%)	1,720	5,488
Subtotal All Operational Costs	41,434	43,353	1,919	5%	2,717	46,070
Debt Service	7,425	7,228	(197)	(3%)	-	7,228
Contingencies	3,331	957	(2,374)	(71%)	-	957
Subtotal Operating Budget	52,191	51,538	(652)	(1%)	2,717	54,255
Capital Improvement Projects ⁽¹⁾	33,629	46,082	12,453	37%	-	46,082
Totals	\$85,820	\$97,620	\$11,801	14%	\$2,717	\$100,338

⁽¹⁾ Does not include projects funded by the Community Facilities Districts. Those projects will be included in the budget proposals for those separate entities.

Salary & Benefit Changes

(in Thousands)

FY 2024 Budget	\$20,293
Decision Packages (including \$1.5M for FY25 one-time PSPRS contribution)	2,233
Net wage, allowance, and other position adjustments	923
Health insurance 6% rate increase (net employee plan changes)	40
ASRS <1% rate decrease (increases due to net wage adjustments)	85
Increase for PSPRS level-funding amount	100
Decrease for PSPRS FY24 one-time contribution (FY25 amount in Decision Packages above)	(1,200)
Net increase to other benefits	73
FY 2025 Budget	\$22,547

FY 24-25 ANNUAL BUDGET




Operations Changes

(in Thousands)

FY 2024 Budget	\$21,141
Decision Packages	485
Increase for in-house Tourism Bureau ⁽¹⁾	248
Increase for public transit including Verde Shuttle	450
Increase for streets maintenance including one-time and streets rehab	385
Increase for facilities maintenance including utilities	110
Increase to indirect cost allocations for Information Technology	297
Increase to Small Grant program	150
Miscellaneous increases	258
FY 2025 Budget	\$23,524

⁽¹⁾ Does not reflect the \$568k remaining in tourism initiatives contingency not allocated to operations.



FY 24-25 ANNUAL BUDGET

Debt Service Changes

(in Thousands)

FY 2024 Budget	\$7,425
Elimination of Series 1998 bond payment	(4,310)
Change in Second Series 2015 bond payment	7
Change in Series 2021 bond payment	4,105
Change in Second Series 2022 bond payment	(1)
Change in trustee administration fees	(1)
FY 2025 Budget⁽¹⁾	\$7,228

⁽¹⁾ Does not include potential bond payments for Uptown parking garage.


FY 24-25 ANNUAL BUDGET



Contingency Changes

(in Thousands)

FY 2024 Budget	\$3,331
Eliminate tourism initiatives contingency	(568)
Add Housing Fund contingency based on available balance	57
Eliminate ARPA contingency	(1,863)
FY 2025 Budget	\$957



CIP Changes

(in Thousands)

FY 2024 Budget	\$33,629
Arts & Culture decrease	(113)
Information Technology increase	550
Municipal Court decrease	(79)
Parks & Recreation decrease	(900)
Police increase	384
Public Transit increase	575
Public Works increase	430
Sedona in Motion increase	10,019
Storm Drainage decrease	(638)
Streets & Transportation decrease	(450)
Sustainability decrease	(250)
Wastewater increase	2,925
FY 2025 Budget	\$46,082



FY 24-25 ANNUAL BUDGET

Council Priorities Included

Priority Item	Budget Location	FY2025 Proposed Amount ⁽¹⁾	FY2024 Adopted Amount ⁽¹⁾
Traffic/transportation improvements	CIP	\$31,035,150	\$20,399,420
Public transit system	CIP	\$1,901,000	\$1,781,370
	<u>Operations</u>	<u>\$3,178,980</u>	<u>\$2,892,110</u>
	Total	\$5,079,980	\$4,673,480
Affordable/workforce housing & homelessness	Housing Fund Operations	\$ 519,350	\$ 557,350
	Steps to Recovery	\$ 406,100	\$ 406,100
	<u>Safe Place to Park</u>	<u>\$ 366,020</u>	<u>\$ 400,000</u>
		\$1,291,470	\$1,363,450
		\$18,900,000 in balance sheet loans	\$18,900,000 in balance sheet loans
Climate Action Plan Goal 50/50 by 2030	CIP	\$18,187,780	\$15,891,015
	Sustainability	\$ 907,370	\$ 1,008,590
	PW	\$ 136,430	\$ 121,670
	<u>General Services</u>	<u>\$ 371,000</u>	<u>\$ 362,000</u>
	Total	\$19,602,580	\$17,383,275
Broadband	CTEI	\$10,000	\$10,000
Cultural Park planning/other property acquisitions	CIP	None in FY2025	None in FY2024
	ComDev	\$121,700	\$125,000

⁽¹⁾ Only includes costs for program staff time. Other city staff time not included.

Council Priorities Included

Priority Item	Budget Location	FY2025 Proposed Amount ⁽¹⁾	FY2024 Adopted Amount ⁽¹⁾
Manage impact from short-term rentals	CMO	\$255,500	\$256,970
City Tourism Bureau management	CTEI	\$1,851,000	\$ 983,250
	IT	\$ 177,600	\$ 134,680
	Transit	\$ <u>0</u> ⁽²⁾	\$ <u>229,680</u>
		\$2,028,600	\$1,347,610
Airport	General Services	\$10,000	\$80,000

⁽¹⁾ Only includes costs for program staff time. Other city staff time not included.

⁽²⁾ Transit portion was coded to CTEI.

Revenues & Other Financing Sources by Type

(in Thousands)

	FY 2025 Proposed	FY 2024 Budget	Increase/ (Decrease)	%
Ongoing Revenues				
City Sales Taxes	\$33,187	\$30,384	\$2,803	9%
Bed Taxes	9,261	8,025	1,236	15%
State Shared Revenues	5,349	5,830	(481)	(8%)
Other Intergovernmental	359	793	(434)	(55%)
Wastewater Charges for Services	6,250	6,270	(20)	(<1%)
Other Miscellaneous	8,880	8,964	(84)	(1%)
Subtotal Ongoing Revenues	\$63,285	\$60,266	\$3,020	5%
One-Time Revenues				
Other Intergovernmental	4,409	3,969	439	11%
Other Miscellaneous	1,698	1,890	(191)	(10%)
Contingent Revenues	500	500	-	0%
Subtotal One-Time Revenues	\$ 6,607	\$ 6,358	\$ 248	4%
Subtotal All Revenues	\$69,892	\$66,624	\$3,268	5%
Other Financing Sources				
Bonds Issued ⁽¹⁾	\$ -	\$ -	\$ -	0%
Grand Totals	\$69,892	\$66,624	\$3,268	5%

(1) Potential bond issuance for Uptown parking garage anticipated to be issued in FY 2024, but assumed to be issued in FY 2025 in the FY 2024 budget process.

Revenues Changes

(in Thousands)

FY 2024 Budget	\$66,627
City sales tax increase	2,803
Bed tax increase	1,236
State shared income tax (urban revenue sharing) decrease	(672)
Yavapai County Flood Control decrease	(150)
Transit operating grants decrease	(139)
Transit CIP grants decrease	(448)
Add Safe Place to Park grant	366
Congressionally Directed Funding for emergency operations center	900
One-time development impact fees decrease	(295)
Information Technology internal charges decrease	(297)
Miscellaneous decreases	(39)
FY 2025 Budget	\$69,892

FY 24-25 ANNUAL BUDGET



Sales & Bed Tax Revenues

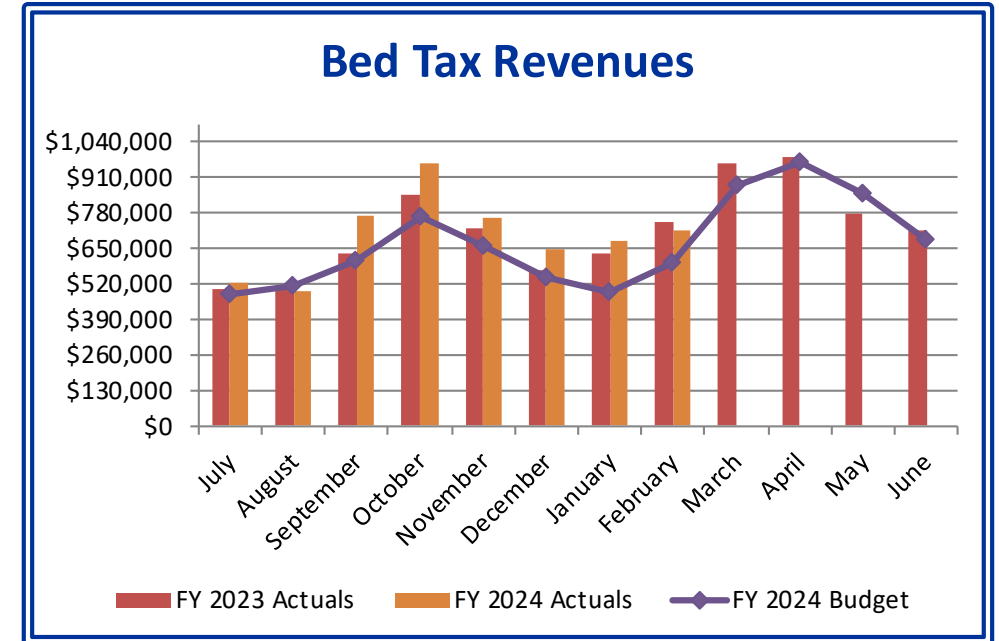
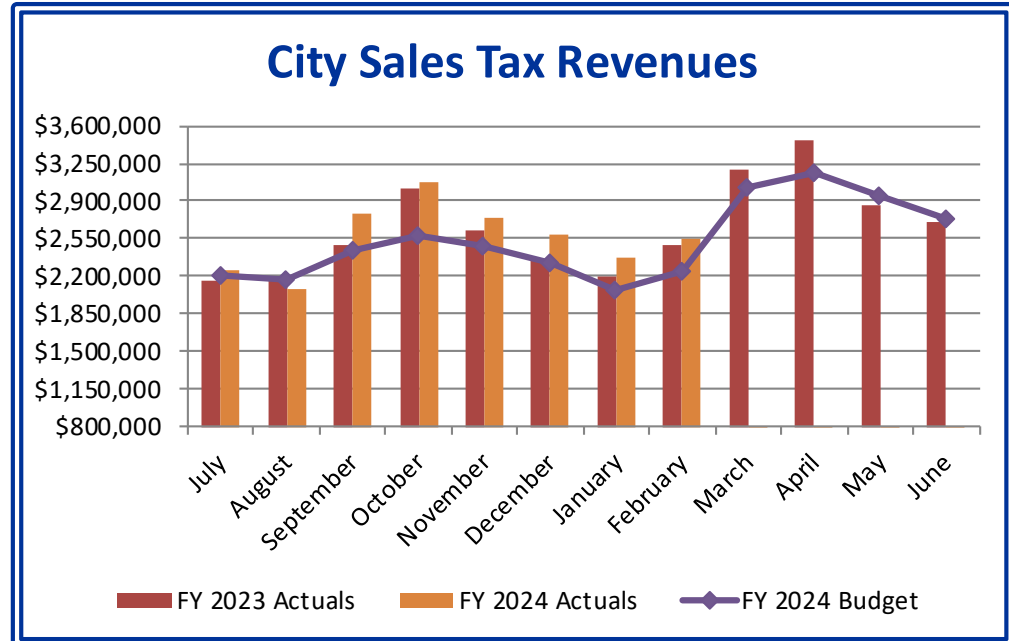
As of February 29, 2024

City Sales Tax Revenues

Month	FY 2023 Actuals	FY 2024 Actuals	Actual Variance	FY 2024 Budget	Budget Variance
July	\$ 2,149,138	\$ 2,248,015	5%	\$ 2,198,080	2%
August	2,197,897	2,088,510	-5%	2,172,310	-4%
September	2,492,094	2,775,781	11%	2,440,450	14%
October	3,021,987	3,077,781	2%	2,578,710	19%
November	2,631,897	2,747,711	4%	2,484,350	11%
December	2,361,041	2,595,213	10%	2,325,920	12%
January	2,205,919	2,378,359	8%	2,073,720	15%
February	2,490,337	2,540,438	2%	2,246,900	13%
March	3,190,884	-	-	3,035,630	-
April	3,473,299	-	-	3,160,390	-
May	2,854,072	-	-	2,941,420	-
June	2,703,306	-	-	2,726,100	-
Totals	\$ 31,771,871	\$ 20,451,807	5%	\$ 30,383,980	10%

Bed Tax Revenues

Month	FY 2023 Actuals	FY 2024 Actuals	Actual Variance	FY 2024 Budget	Budget Variance
July	\$ 499,299	\$ 522,779	5%	\$ 478,550	9%
August	498,556	492,948	-1%	514,590	-4%
September	633,082	768,445	21%	604,730	27%
October	844,792	963,131	14%	763,750	26%
November	724,025	762,630	5%	661,020	15%
December	571,961	647,971	13%	541,360	20%
January	633,341	676,045	7%	486,810	39%
February	748,220	717,017	-4%	598,580	20%
March	959,154	-	-	879,630	-
April	982,381	-	-	966,860	-
May	779,126	-	-	847,140	-
June	714,052	-	-	681,970	-
Totals	\$ 8,587,989	\$ 5,550,966	8%	\$ 8,024,990	19%



FY 2025 Inter-Fund Transfers

(SUM-3 to SUM-5)

Transfers In										
	Streets Fund	Housing Fund	Capital Improvements Fund	Dev. Impact Fees Funds	Art in Public Places Fund	Public Transit Enterprise Fund	Wastewater Enterprise Fund	Info. Tech. Internal Service Fund	Totals	
Transfers Out										
General Fund	\$1,938,220	\$500,000	\$2,500,000	\$ -	\$ -	\$ 365,840	\$3,000,000	\$35,000	\$ 8,339,060	
Grants, Donations & Restricted Funds	-	-	-	-	-	-	1,911,860	-	1,911,860	
Transportation Sales Tax Fund	-	-	8,027,180	-	-	4,114,150	-	-	12,141,330	
Capital Improvements Fund	-	-	-	1,311,520	41,200	-	-	-	1,352,720	
Totals	\$1,938,220	\$500,000	\$10,527,180	\$1,311,520	\$41,200	\$4,479,990	\$1,911,860	\$35,000	\$23,744,970	



Fund Summaries

FY 24-25 ANNUAL BUDGET





General Fund

(FUNDS-1 to FUNDS-3)

FY 24-25 ANNUAL BUDGET



General Fund Ongoing Revenues vs. Ongoing Expenditures

(in Thousands)

	FY2025 Proposed	FY2024 Budget
Ongoing Revenues	\$45,811	\$42,905
Less:		
Ongoing Expenditures	27,122	24,139
Debt Service	2,301	2,293
Ongoing Transfers to Other Funds	8,339	7,995
Net	\$8,050	\$8,479

FY 24-25 ANNUAL BUDGET



General Fund Reserves/Restricted Balances

Operating Reserve - \$8.8M

- Fully funded

Equipment Replacement Reserve - \$2.0M

- Fully funded based on policy requirement

Loan to DIF Funds - \$2.8M

Balance available after reserves - \$18.4M

FY23 remaining surplus = \$4.3M

Est. FY24 surplus = \$11.1M

Est. FY25 surplus = \$3.0M


FY 24-25 ANNUAL BUDGET





Streets Fund

(FUNDS-4)



FY 24-25 ANNUAL BUDGET

Streets Fund Reserves

Operating Reserve - \$830k

- Fully funded

Rehab/Preservation Reserve - \$300k

- Difference between highest expected annual cost and average annual cost
- General Fund transfer determined based on maintaining this reserve

Equipment Replacement Reserve - \$194k

- Fully funded based on policy requirement

FY 24-25 ANNUAL BUDGET





Housing Fund

(FUNDS-5)

FY 24-25 ANNUAL BUDGET



Housing Fund Ongoing Revenues vs. Ongoing Expenditures

(in Thousands)

	FY2025 Proposed	FY2024 Budget
Ongoing Revenues	\$ 76	\$122
Ongoing Transfers	500	500
Less:		
Ongoing Expenditures	519	503
Net	\$ 57	\$119

FY 24-25 ANNUAL BUDGET



Housing Fund Reserves/Restricted Balances

No policy reserve requirement

- Once housing program more fully developed, recommendations for reserve policies may be made if deemed appropriate


Sunset Lofts loan - \$6.2M

- Includes additional \$2M in case Council chooses to approve the increase

2250 Shelby Dr loan - \$2.25M

Down payment assistance loans - \$400k

Future affordable housing project loans - \$10.05M



FY 24-25 ANNUAL BUDGET



Grants, Donations & Restricted Funds

(FUNDS-6 to FUNDS-7)

FY 24-25 ANNUAL BUDGET



Grants, Donations & Restricted Funds Balance

Restricted to purposes for which monies were received - \$348k

- Automatically carries over to the following fiscal year

FY 24-25 ANNUAL BUDGET





Transportation Sales Tax Fund

(FUNDS-8)

FY 24-25 ANNUAL BUDGET



Transportation Sales Tax Fund Reserves

Capital Reserve - \$0⁽¹⁾

- Set aside to meet anticipated capital project costs in next fiscal year
- Not funded - \$2.0M, revenues projected for FY25 sufficient to cover costs after adjustment of \$13.1M eligible CIP projects transferred to unrestricted capital reserves

⁽¹⁾ Estimate of available monies for CIP projects was used during budget compilation process. Deficit of \$65k will be adjusted before Tentative Budget adoption to reflect more eligible costs to be paid with unrestricted capital reserves.



Capital Improvements Fund

(FUNDS-9)

FY 24-25 ANNUAL BUDGET



Capital Improvements Fund Reserves

Capital Reserves - \$16.7M

- Policy – set aside to meet anticipated capital project costs in next fiscal year
- Not fully funded – additional \$8.6M needed to meet policy reserve requirement

FY 24-25 ANNUAL BUDGET



Development Impact Fees Funds

(FUNDS-10)


Development Impact Fees Funds Reserves

Capital Reserves - \$0

- Set aside to meet anticipated capital project costs in next fiscal year
- Insufficient to cover FY24 costs of \$2.8M and FY25 capital needs of \$1.0M – loans will be necessary

FY 24-25 ANNUAL BUDGET





Art in Public Places Fund

(FUNDS-11)

FY 24-25 ANNUAL BUDGET



Art in Public Places Fund Reserves

Available Balance- \$16k

- Assumes 1% contributions generated by CIP projects will move forward at the pace budgeted
- If 1% contributions are insufficient, loan may be necessary

FY 24-25 ANNUAL BUDGET





Public Transit Enterprise Fund

(FUNDS-12)

FY 24-25 ANNUAL BUDGET



Public Transit Enterprise Fund Reserves

Future System Implementation - \$5.3M

Equipment Replacement Reserve - \$473k

- Fully funded based on policy requirement

FY 24-25 ANNUAL BUDGET





Wastewater Enterprise Fund

(FUNDS-13 to FUNDS-14)

FY 24-25 ANNUAL BUDGET




Wastewater Enterprise Fund

Ongoing Revenues vs. Ongoing Expenditures

(in Thousands)

	FY2025 Proposed	FY2024 Budget
Ongoing Revenues	\$7,341	\$7,448
Transfer from Other Funds	3,000	3,100
Less:		
Ongoing Expenditures	5,923	5,686
Debt Service	4,335	4,541
Net	\$ 84	\$ 321

FY 24-25 ANNUAL BUDGET





Wastewater Enterprise Fund Reserves

Operating Reserve - \$2.0M

- Fully funded

Capital Reserve - \$5.7M

- Fully funded

Equipment Replacement Reserve - \$1.4M

- Fully funded based on policy requirement

Major Maintenance Reserve - \$269k

- Fully funded based on policy requirement

FY 24-25 ANNUAL BUDGET



Wastewater Enterprise Fund Historical Fund Balances

(in Thousands)

	FY2025 Proposed	FY2024 Estimate	FY2023 Actuals	FY2022 Actuals	FY2021 Actuals
Operating Reserve	\$1,989	\$ 1,874	\$ 1,992	\$ 1,763	\$ 1,506
Capital Reserve	5,700	8,432	4,736	4,935	3,163
Equip Repl Reserve	1,430	1,805	1,799	1,579	1,579
Major Maint Reserve	269	255	203	21	89
Budget Carryover	-	123	75	168	80
Remaining Available	565	3,131	8,389	8,323	11,025
Total Ending Fund Balances	\$9,952	\$15,623	\$17,194	\$16,788	\$17,443

FY 24-25 ANNUAL BUDGET





Information Technology Internal Service Fund

(FUNDS-15)

FY 24-25 ANNUAL BUDGET



Information Technology Fund Reserves

Equipment Replacement Reserve - \$1.5M

- Fully funded based on policy reserve requirement

Balance available after reserves - \$499k

Recommendation: Retain as addition to equipment replacement reserve until total asset replacement costs fully covered


FY 24-25 ANNUAL BUDGET





Capital Improvement Plan

FY 24-25 ANNUAL BUDGET



Capital Improvements Program (CIP)

CIP Projects

- \$100k and 3+ year life
- 10-year plan

Policy - plan balanced with anticipated funding and available reserves for 1st 3 years

- Requires loans to DIF Funds
- Requires \$20.2M of unrestricted capital reserves to cover SIM projects
- Requires \$12.7 allocation of General Fund surplus to cover unrestricted capital reserve requirements

Details presented for 1st 3 funded years

Remaining 7 years consolidated in one column

FY 24-25 ANNUAL BUDGET



Capital Improvements by Category

(including 1% Arts Transfers and CFD Funding)

(In Thousands)

(CIP-1 to CIP-4)

Category	Carryover	New Appropriation	FY 2025 Proposed
Sedona in Motion ⁽¹⁾	\$28,024	\$ 3,011	\$31,035
Wastewater	4,255	3,827	8,082
Parks & Recreation	1,840	695	2,535
Public Transit ⁽¹⁾	849	1,052	1,901
Information Technology	1,150	-	1,150
Police	-	600	600
Public Works	-	430	430
Storm Drainage	-	150	150
Arts & Culture	119	-	119
Sustainability	61	19	80
Total	\$36,298	\$9,784	\$46,082

⁽¹⁾ Spent on SIM/PT projects to date = \$45.2M (FY18-FY23 actual plus FY24 estimate)

Significant CIP Projects – FY 2025 Portion

(in Millions)

Fiscal Year	FY 2025 Portion
SIM-03a Uptown Parking Garage	\$13.9
SIM-05b Forest Road Connection	8.2
WW-09 Wastewater Treatment Process Upgrades	3.5
WW-01F Wastewater Major Lift Station Upgrades	3.5
SIM-05d Ranger/Brewer RAB Intersection & Ranger Extension	2.6
Other Shared-Use Path Projects (5)	1.8
PR-03B & PR-03C Ranger Station Park – Interior Buildings Restoration and Park Build-Out	1.6
SIM-11n Andante Shared-Use Path and Drainage Improvements	1.5
SIM-11m Dry Creek Road Pathway – White Bear to Two Fences	1.4
IT-01 Citywide Business Software	1.2
PR-09 Posse Grounds Park Pickleball Courts	1.1
Other CIP Projects (25)	6.1
Total FY 2025 Portion	\$46.2

CIP Budget Changes⁽¹⁾

(In Thousands)
(CIP-6 to CIP-7)

Project Budget Total as of FY2025	\$129,234
Original Project Budget Total	\$61,017
Increase over Original	\$68,217
Project Budget Total as of FY2024	\$113,206
Increase over FY2024	\$16,029
% increase over FY2024 ⁽²⁾	14%

⁽¹⁾ Excludes projects with 1st appropriation in FY2025, excludes future estimates.

⁽²⁾ Year-over-year budget increases have been coming down – FY2023 was 22% and FY2022 was 38%.



FY 24-25 ANNUAL BUDGET

Capital Improvements by Funding Source

(In Thousands)
(pg. CIP-4)

Funding Source	FY 2025 Proposed
Unrestricted:	
Capital Reserves	\$ 6,084
Restricted:	
Debt Financing ⁽¹⁾	16,936
Transportation Sales Tax	9,208
Wastewater Revenues/Equipment Replacement Reserve	6,487
Development Impact Fees Funds	4,403
Grants and Donations	2,736
Yavapai County Flood Control	150
Community Facilities Districts	125
1% for Arts	119
Total	\$34,588

⁽¹⁾ Assumed the \$25M bond proceeds will be fully spent in FY2025 and additional bonds issued for the Uptown parking garage.



Long-Range Forecast

FY 24-25 ANNUAL BUDGET



Included in Baseline Long-Range Forecast

Bonds issued

- Transit system implementation
- Uptown parking garage
- Injection wells

No bonds issued for purchase of School District Admin site

Decarbonization Road-Mapping Plan projects based on proposed 10-year CIP plan

Cover future CIP funding source gaps with General Fund monies

- Transportation Sales Tax Fund
- Capital Improvements Fund
- Development Impact Fees Funds

FY 24-25 ANNUAL BUDGET



Miscellaneous – Not Included

Dells land use

Add'l funding for housing projects beyond remaining \$10M

Sustainability projects not already budgeted

Healthcare gap analysis

Transit fixed routes vs. micro-transit

ASRS unfunded liability - \$10.8M as of 6/30/23

City monies to cover delay in Safe Place to Park program

State "clawbacks"

FY 24-25 ANNUAL BUDGET



Economic Considerations

Recession coming? Soft landing?

Supply chain issues

Inflation

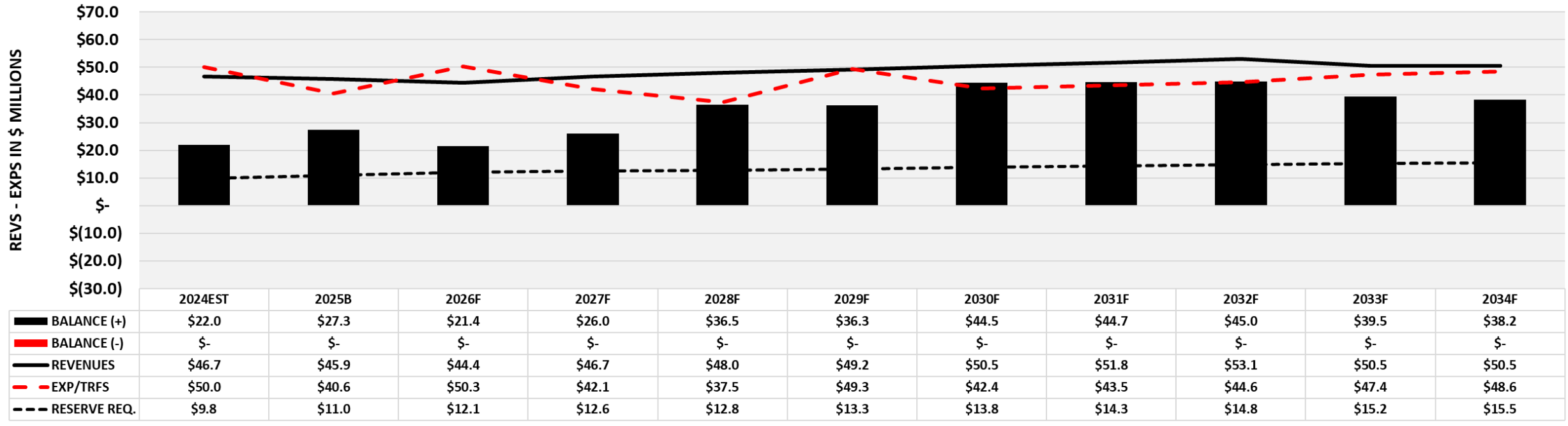
- Additional interest rate increases?
- Interest rate decreases?

Staffing turnover

State revenue shortages

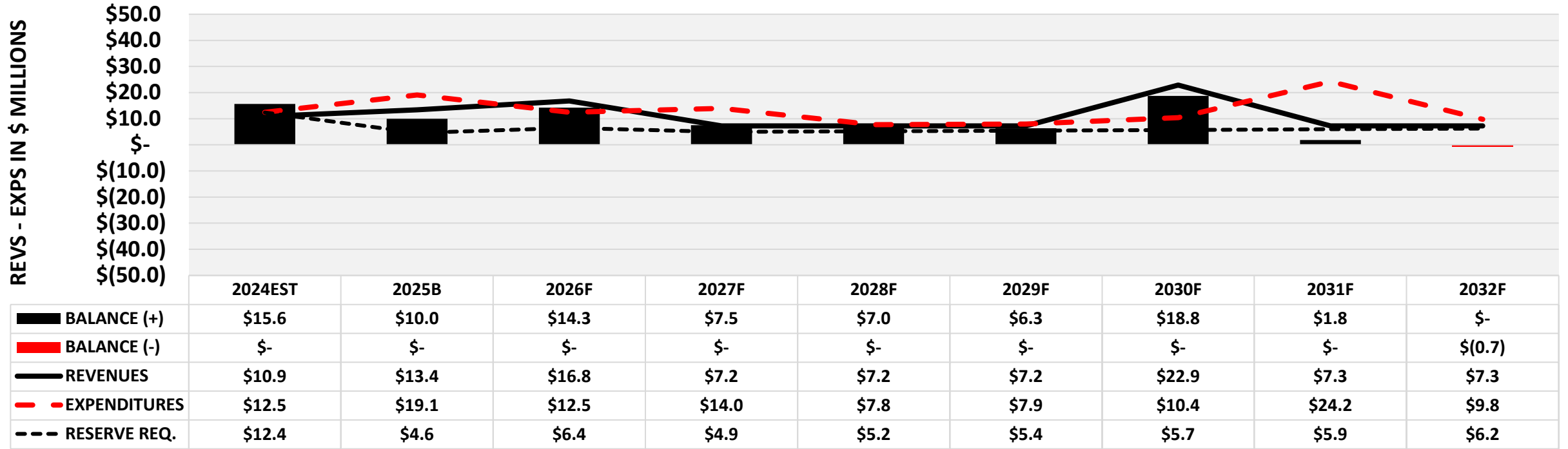
Baseline Long-Range Forecast – General Fund


REVENUES, EXPENDITURES, TRANSFERS & FUND BALANCE



Baseline Long-Range Forecast – Wastewater Fund

REVENUES, EXPENDITURES, TRANSFERS & FUND BALANCE






Interactive Forecast Model⁽¹⁾

⁽¹⁾ Optional scenarios represent “what would happen if” and do not necessarily represent the decisions that will be made. The City has a long history of taking a proactive approach to financial decisions and recessionary effects to ensure the City’s financial position remains strong.

FY 24-25 ANNUAL BUDGET





Recap/Review/Direction

FY 24-25 ANNUAL BUDGET



General Fund Surpluses

Fiscal Year	Surplus (in millions)
2015	\$ 2.9
2016	\$ 3.1
2017	\$ 2.8
2018	\$ 1.0
2019	\$ 2.3
2020	\$ 3.5
2021	\$12.2
2022	\$13.8
2023 ⁽¹⁾	\$10.8
2024 est.	\$11.1
2025 bud.	\$ 3.0

What is a surplus

Policy


- Eliminate shortfalls in other funds
- Reduction or avoidance of debt
- One-time capital needs
- Tax, fee, or rate stabilization

\$5.8M of FY23 surplus remaining to be allocated

- DP recommendation to use \$1.5M for PSPRS unfunded liability
- Recommendation to use remaining \$4.3M for capital reserves

\$8.3M of FY24 surplus recommended to be used for capital reserves

⁽¹⁾ \$4.9M of this amount was allocated during the FY24 budget process.



Council Direction

CBWG/Community Survey Input

CIP Projects

Decision Packages

Other?

FY 24-25 ANNUAL BUDGET





Impact of Budget Changes to Total

FY 24-25 ANNUAL BUDGET





Next Step - Tentative Budget Adoption May 28, 2024

FY 24-25 ANNUAL BUDGET




Project Tracker

Project	#	acres	TDC	# of units by % AMI					Market Rate	City subsidy	Land lease value	subsidy/aff unit	Notes
	UNITS			<60	<80	<100	<120	<150					
Villas on Shelby	30	1.2	\$ 13,512,573.00	30					\$ 2,250,000.00	\$ 1,502,820.00	\$ 125,094.00		
Sunset Lofts	46	2.22	\$ 18,339,767.00			31		15	\$ 7,750,000.00		\$ 168,478.26		
Goodrow	54	2.88					27	27	\$ -	\$ -	\$ -	zoning change	
Lem Dr - Tcock	96	2.8	\$ 24,743,296.00		30	30			\$ 6,368,296.00		\$ 106,138.27	zoning change	
Cultural Park Phase 1	100	4	\$ 25,749,163.00	34	6		20	20	\$ 2,500,000.00	\$ 5,227,200.00	\$ 77,272.00	zoning change	
Column total	326			64	36	61	47	62	\$ 18,868,296.00				

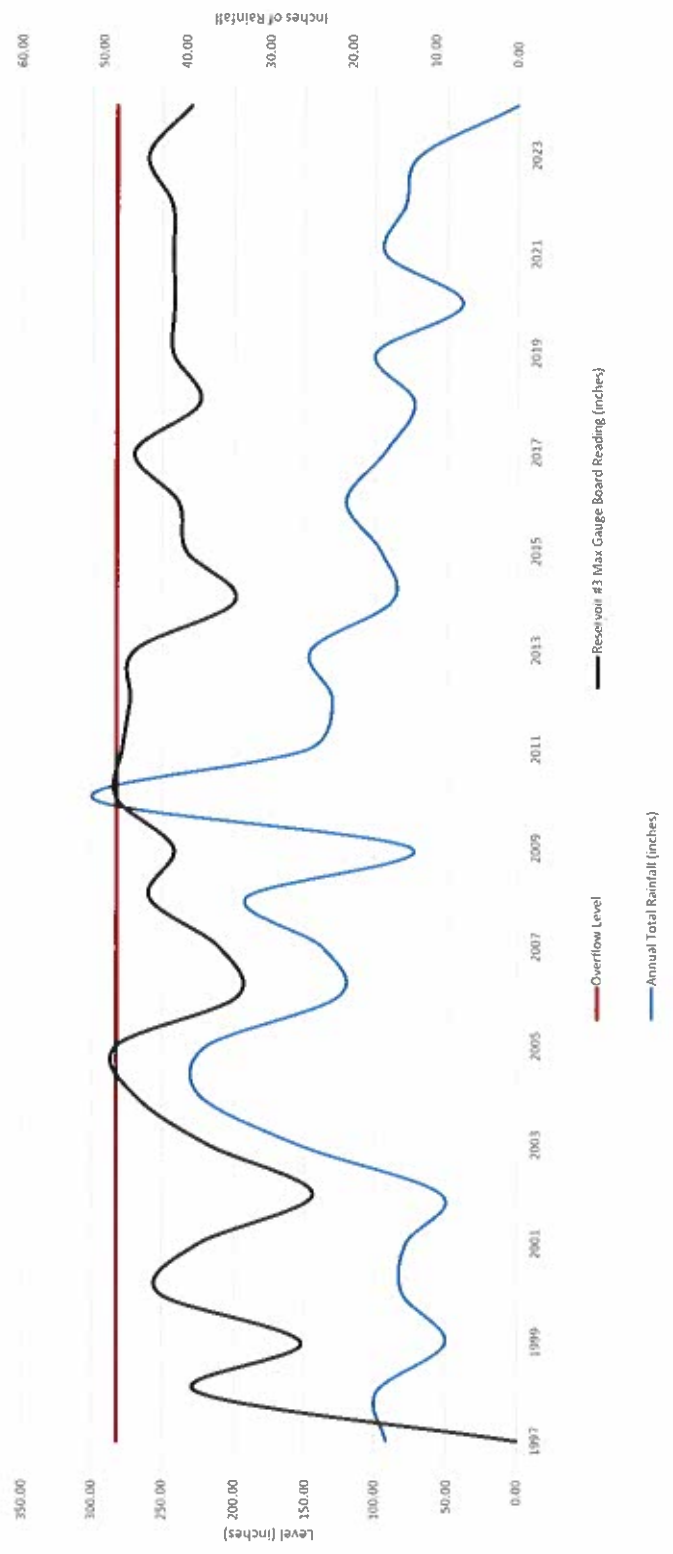
available funds \$ 18,900,000.00

Storage Reservoir #3 Level

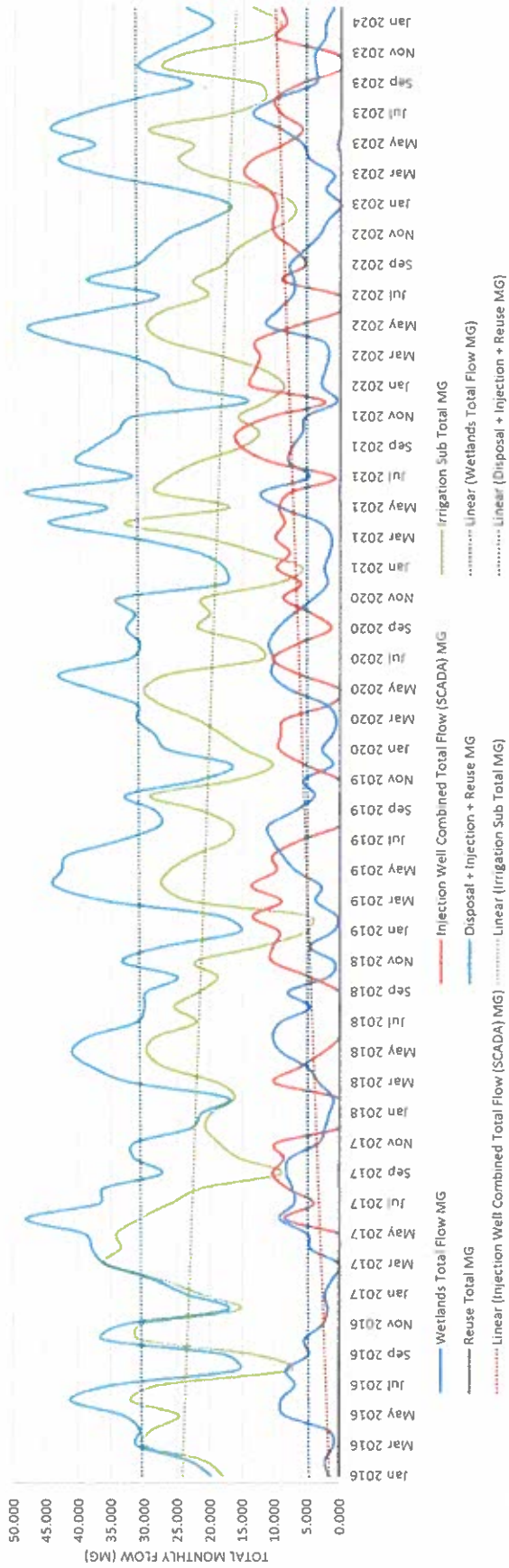


- *— Reservoir #3 Max Gauge Board Reading (inches)
- *— Annual Average Influent Flow (MGD)
- Linear (Reservoir #3 Max Gauge Board Reading (inches))
- Linear (Annual Average Influent Flow (MGD))
- Overflow Level

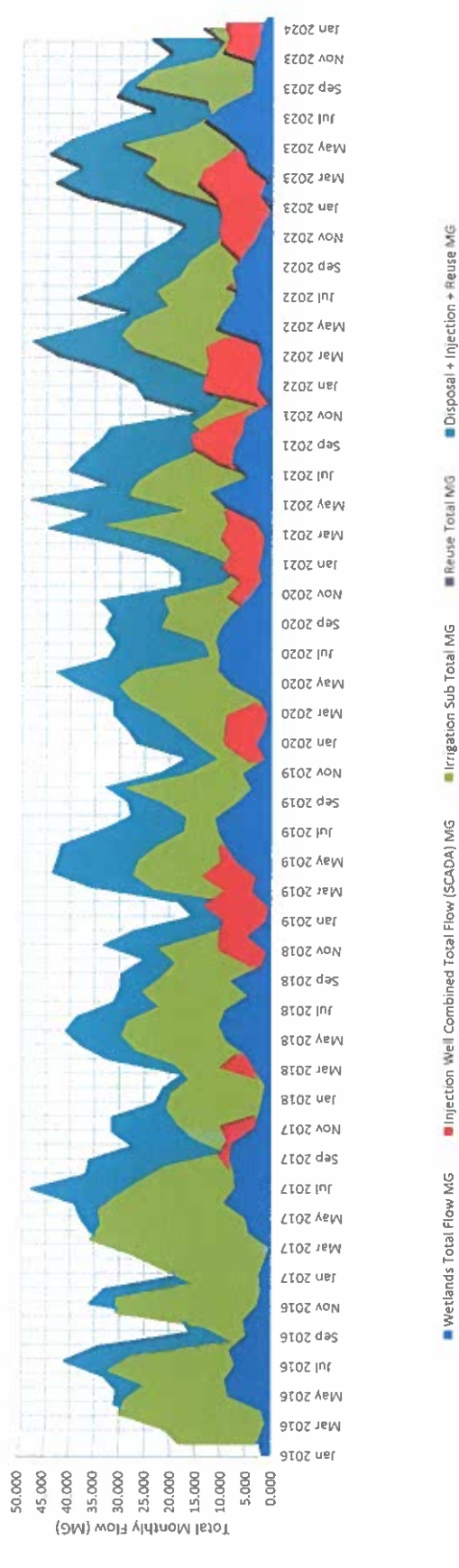
Storage Reservoir #3 Level



Monthly Totals - Effluent Disposal

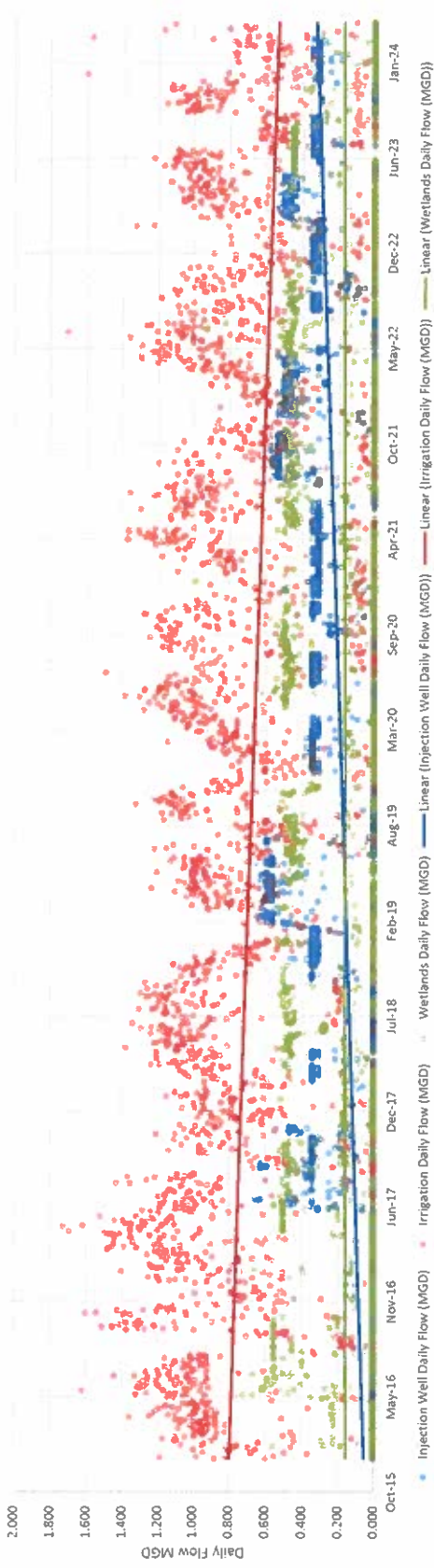


Monthly Totals - Effluent Disposal

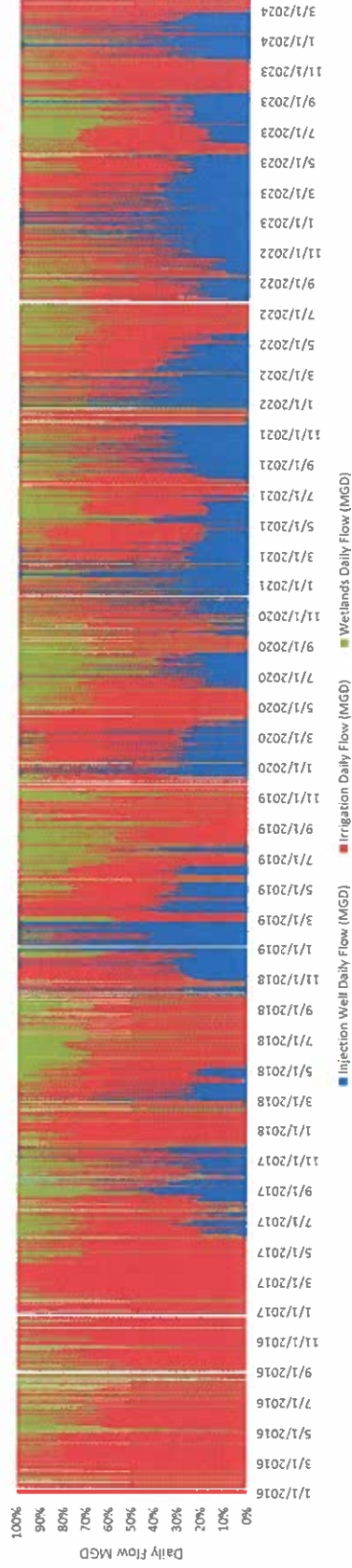


D

Effluent Disposal



Effluent Disposal



Year	Reservoir #3 Max Gauge Board Reading (inches)	Annual Average Influent Flow (MGD)	Annual Total Rainfall (inches)	Overflow Level	Rainfall Data Points
1997	0.00	0.658	15.70	282.00	
1998	225.25	0.677	16.88	282.00	
1999	151.75	0.748	8.75	282.00	
2000	252.00	0.811	13.82	282.00	
2001	224.75	0.853	13.38	282.00	
2002	143.75	0.906	9.15	282.00	
2003	218.00	1.055	26.40	282.00	
2004	269.00	1.116	38.40	282.00	
2005	282.00	1.123	37.53	282.00	
2006	197.50	1.124	21.47	282.00	
2007	210.50	1.174	23.49	282.00	
2008	259.00	1.140	32.79	282.00	
2009	242.00	1.078	12.73	282.00	
2010	282.00	1.137	51.36	282.00	
2011	278.00	1.096	25.20	282.00	
2012	272.50	1.127	22.30	282.00	365
2013	269.00	1.134	24.99	282.00	365
2014	199.50	1.111	15.00	282.00	363
2015	233.50	1.108	16.46	282.00	365
2016	239.00	1.127	20.69	282.00	365
2017	269.50	1.154	16.00	282.00	363
2018	224.00	1.152	12.45	282.00	362
2019	242.50	1.144	17.11	282.00	348
2020	241.50	1.102	6.73	282.00	365
2021	242.50	1.215	15.90	282.00	355
2022	243.00	1.153	13.49	282.00	355
2023	259.75	1.168	11.80	282.00	360
*2024	230.00			282.00	

*To Date

Overflowing into Reservoir #2
 <10 days from overflowing (257.5 inches)

	Wetlands Total Flow	Injection Well Combined Total Flow (SCADA)	Irrigation Sub Total	Reuse Total	Disposal + Injection + Reuse
Month	MG	MG	MG	MG	MG
Jan 2016	1.680	0.000	18.073	0.000	19.753
Feb 2016	2.123	0.000	21.036	0.140	23.299
Mar 2016	0.934	0.000	30.013	0.155	31.102
Apr 2016	1.660	0.000	28.852	0.080	30.592
May 2016	8.423	0.000	24.829	0.075	33.327
Jun 2016	8.968	0.000	32.138	0.110	41.216
Jul 2016	6.835	0.000	27.548	0.070	34.453
Aug 2016	8.140	0.000	7.390	0.070	15.600
Sep 2016	4.720	0.000	12.807	0.050	17.577
Oct 2016	5.400	0.000	30.753	0.000	36.153
Nov 2016	2.550	0.000	30.555	0.000	33.105
Dec 2016	1.850	0.000	15.369	0.000	17.219
Jan 2017	2.202	0.000	21.422	0.000	23.625
Feb 2017	1.124	0.000	27.581	0.000	28.705
Mar 2017	0.000	0.000	35.798	0.000	35.798
Apr 2017	4.322	0.000	33.572	0.000	37.893
May 2017	4.900	0.000	34.109	0.000	39.009
Jun 2017	9.148	8.375	30.519	0.000	48.042
Jul 2017	6.969	3.875	25.943	0.000	36.787
Aug 2017	7.176	7.875	21.139	0.000	36.190
Sep 2017	8.124	10.219	8.860	0.130	27.332
Oct 2017	7.654	8.486	15.416	0.000	31.555
Nov 2017	3.235	9.795	18.541	0.000	31.571
Dec 2017	2.236	0.000	20.663	0.000	22.899
Jan 2018	1.516	0.000	19.765	0.000	21.281
Feb 2018	1.002	0.156	16.136	0.000	17.294
Mar 2018	3.135	9.969	18.820	0.000	31.923
Apr 2018	4.863	6.188	26.732	0.000	37.783
May 2018	8.864	2.563	29.517	0.030	40.974
Jun 2018	10.214	0.000	28.400	0.000	38.614
Jul 2018	9.059	0.000	22.092	0.000	31.152
Aug 2018	4.456	0.000	25.482	0.000	29.938
Sep 2018	7.921	0.000	21.697	0.000	29.619
Oct 2018	1.686	4.531	18.821	0.000	25.038
Nov 2018	0.822	10.279	22.264	0.000	33.364
Dec 2018	4.570	10.219	12.290	0.000	27.078
Jan 2019	1.011	9.250	5.007	0.000	15.268
Feb 2019	0.416	13.406	4.471	0.000	18.293
Mar 2019	3.650	8.906	23.005	0.000	35.561
Apr 2019	2.836	13.594	27.281	0.000	43.711
May 2019	6.667	9.719	26.250	0.000	42.635
Jun 2019	8.753	10.281	22.666	0.066	41.767

Jul 2019	10.358	6.188	17.150	0.026	33.721
Aug 2019	10.982	0.000	16.700	0.022	27.704
Sep 2019	6.787	0.063	21.556	0.020	28.426
Oct 2019	3.848	0.000	29.061	0.000	32.909
Nov 2019	5.590	0.000	16.098	0.000	21.689
Dec 2019	1.144	5.219	10.296	0.000	16.658
Jan 2020	2.717	9.219	14.606	0.000	26.542
Feb 2020	1.177	9.031	18.212	0.000	28.420
Mar 2020	0.617	8.531	22.067	0.000	31.215
Apr 2020	2.169	1.469	27.597	0.000	31.235
May 2020	7.773	0.000	30.077	0.076	37.926
Jun 2020	10.456	6.281	26.323	0.000	43.060
Jul 2020	10.164	10.250	11.932	0.003	32.349
Aug 2020	10.952	6.531	13.205	0.000	30.688
Sep 2020	9.689	1.375	21.786	0.014	32.864
Oct 2020	7.153	4.250	20.115	0.000	31.518
Nov 2020	4.077	8.688	21.298	0.000	34.063
Dec 2020	1.935	5.969	9.800	0.000	17.703
Jan 2021	2.436	9.719	5.691	0.000	17.846
Feb 2021	1.627	7.719	12.519	0.000	21.864
Mar 2021	1.329	9.906	20.787	0.000	32.022
Apr 2021	3.078	8.500	33.070	0.000	44.648
May 2021	9.152	9.375	17.169	0.000	35.696
Jun 2021	12.167	7.656	28.282	0.183	48.288
Jul 2021	4.874	0.813	26.435	0.000	32.121
Aug 2021	7.860	10.500	22.025	0.000	40.385
Sep 2021	7.421	15.219	15.223	0.000	37.862
Oct 2021	5.755	15.938	12.487	0.014	34.194
Nov 2021	5.345	10.844	15.751	0.038	31.978
Dec 2021	0.555	2.344	11.372	0.016	14.287
Jan 2022	2.801	13.688	8.649	0.000	25.138
Feb 2022	2.414	13.219	11.401	0.000	27.033
Mar 2022	1.814	12.375	18.338	0.000	32.527
Apr 2022	2.764	13.031	26.864	0.000	42.659
May 2022	11.119	6.969	29.715	0.000	47.803
Jun 2022	9.681	0.000	27.248	0.000	36.929
Jul 2022	7.421	0.000	20.545	0.005	27.971
Aug 2022	7.151	8.844	22.779	0.000	38.774
Sep 2022	7.839	5.437	18.260	0.000	31.537
Oct 2022	5.591	6.781	16.288	0.000	28.661
Nov 2022	3.235	9.938	12.504	0.000	25.677
Dec 2022	1.950	10.344	8.011	0.000	20.305
Jan 2023	0.000	9.781	7.239	0.000	17.020
Feb 2023	2.236	11.156	11.336	0.000	24.728
Mar 2023	1.043	14.781	20.836	0.000	36.660
Apr 2023	4.670	13.531	24.964	0.000	43.165
May 2023	5.775	8.688	22.748	0.465	37.676
Jun 2023	9.150	5.844	29.423	0.000	44.417
Jul 2023	13.500	9.031	17.234	0.000	39.765
Aug 2023	9.964	10.031	11.723	0.000	31.719
Sep 2023	3.995	6.219	12.746	0.000	22.960
Oct 2023	3.775	0.000	27.126	0.000	30.901

Nov 2023	3.967	0.844	23.735	0.000	28.546
Dec 2023	2.439	9.719	11.528	0.037	23.723
Jan 2024	2.297	8.313	9.206	0.000	19.816
Feb 2024	1.125	9.155	13.553	0.000	23.833

Date	Injection Well Daily Flow (MGD)	Irrigation Daily Flow (MGD)	Wetlands Daily Flow (MGD)
1/1/2016	0.000	0.602	0.000
1/2/2016	0.000	0.879	0.000
1/3/2016	0.000	0.812	0.000
1/4/2016	0.000	1.183	0.000
1/5/2016	0.000	0.976	0.000
1/6/2016	0.000	0.555	0.000
1/7/2016	0.000	0.000	0.000
1/8/2016	0.000	0.000	0.000
1/9/2016	0.000	0.000	0.000
1/10/2016	0.000	0.000	0.000
1/11/2016	0.000	0.000	0.000
1/12/2016	0.000	0.373	0.000
1/13/2016	0.000	0.493	0.000
1/14/2016	0.000	0.677	0.000
1/15/2016	0.000	0.943	0.000
1/16/2016	0.000	0.794	0.000
1/17/2016	0.000	0.792	0.000
1/18/2016	0.000	0.000	0.000
1/19/2016	0.000	0.791	0.000
1/20/2016	0.000	0.993	0.000
1/21/2016	0.000	0.814	0.000
1/22/2016	0.000	0.656	0.000
1/23/2016	0.000	0.000	0.000
1/24/2016	0.000	0.000	0.000
1/25/2016	0.000	0.766	0.000
1/26/2016	0.000	0.696	0.464
1/27/2016	0.000	0.767	0.556
1/28/2016	0.000	0.748	0.191
1/29/2016	0.000	0.749	0.285
1/30/2016	0.000	1.064	0.184
1/31/2016	0.000	0.950	0.000
2/1/2016	0.000	0.000	0.000
2/2/2016	0.000	0.079	0.000
2/3/2016	0.000	0.000	0.232
2/4/2016	0.000	0.936	0.000
2/5/2016	0.000	0.639	0.000
2/6/2016	0.000	0.641	0.000
2/7/2016	0.000	0.446	0.000
2/8/2016	0.000	0.893	0.000
2/9/2016	0.000	1.111	0.296
2/10/2016	0.000	1.103	0.000
2/11/2016	0.000	1.094	0.000
2/12/2016	0.000	1.171	0.000
2/13/2016	0.000	0.122	0.000
2/14/2016	0.000	0.872	0.000
2/15/2016	0.000	0.000	0.000
2/16/2016	0.000	1.042	0.231
2/17/2016	0.000	0.991	0.000
2/18/2016	0.000	1.103	0.450
2/19/2016	0.000	0.504	0.000
2/20/2016	0.000	0.450	0.000

2/21/2016	0.000	0.942	0.000
2/22/2016	0.000	0.980	0.000
2/23/2016	0.000	0.941	0.000
2/24/2016	0.000	0.862	0.000
2/25/2016	0.000	0.926	0.000
2/26/2016	0.000	0.822	0.000
2/27/2016	0.000	0.463	0.000
2/28/2016	0.000	0.948	0.000
2/29/2016	0.000	0.955	0.914
3/1/2016	0.000	0.951	0.000
3/2/2016	0.000	0.986	0.000
3/3/2016	0.000	0.987	0.000
3/4/2016	0.000	0.952	0.014
3/5/2016	0.000	1.079	0.000
3/6/2016	0.000	0.988	0.000
3/7/2016	0.000	0.919	0.000
3/8/2016	0.000	0.868	0.000
3/9/2016	0.000	1.013	0.000
3/10/2016	0.000	0.935	0.230
3/11/2016	0.000	0.939	0.000
3/12/2016	0.000	0.819	0.000
3/13/2016	0.000	0.908	0.000
3/14/2016	0.000	0.875	0.000
3/15/2016	0.000	0.913	0.000
3/16/2016	0.000	0.963	0.000
3/17/2016	0.000	1.067	0.000
3/18/2016	0.000	0.970	0.000
3/19/2016	0.000	0.996	0.000
3/20/2016	0.000	0.952	0.230
3/21/2016	0.000	0.869	0.000
3/22/2016	0.000	1.042	0.000
3/23/2016	0.000	1.097	0.000
3/24/2016	0.000	1.068	0.000
3/25/2016	0.000	0.920	0.000
3/26/2016	0.000	0.511	0.000
3/27/2016	0.000	0.892	0.230
3/28/2016	0.000	0.919	0.000
3/29/2016	0.000	1.357	0.000
3/30/2016	0.000	1.246	0.000
3/31/2016	0.000	1.012	0.230
4/1/2016	0.000	0.872	0.000
4/2/2016	0.000	1.139	0.000
4/3/2016	0.000	0.996	0.240
4/4/2016	0.000	1.101	0.000
4/5/2016	0.000	1.227	0.240
4/6/2016	0.000	0.980	0.000
4/7/2016	0.000	0.921	0.000
4/8/2016	0.000	0.862	0.000
4/9/2016	0.000	0.925	0.000
4/10/2016	0.000	0.990	0.220
4/11/2016	0.000	0.000	0.000
4/12/2016	0.000	0.975	0.000
4/13/2016	0.000	1.209	0.010
4/14/2016	0.000	0.892	0.000
4/15/2016	0.000	1.076	0.000

4/16/2016	0.000	1.183	0.000
4/17/2016	0.000	0.368	0.240
4/18/2016	0.000	0.968	0.000
4/19/2016	0.000	1.112	0.000
4/20/2016	0.000	0.974	0.000
4/21/2016	0.000	1.151	0.240
4/22/2016	0.000	1.152	0.000
4/23/2016	0.000	0.921	0.000
4/24/2016	0.000	1.000	0.230
4/25/2016	0.000	1.027	0.000
4/26/2016	0.000	1.053	0.000
4/27/2016	0.000	0.988	0.000
4/28/2016	0.000	0.935	0.240
4/29/2016	0.000	0.907	0.000
4/30/2016	0.000	0.947	0.000
5/1/2016	0.000	1.000	0.000
5/2/2016	0.000	0.564	0.200
5/3/2016	0.000	0.000	0.020
5/4/2016	0.000	0.157	0.000
5/5/2016	0.000	0.168	0.100
5/6/2016	0.000	0.000	0.000
5/7/2016	0.000	0.057	0.289
5/8/2016	0.000	0.000	0.294
5/9/2016	0.000	0.119	0.267
5/10/2016	0.000	0.174	0.351
5/11/2016	0.000	1.111	0.261
5/12/2016	0.000	1.147	0.761
5/13/2016	0.000	0.926	0.219
5/14/2016	0.000	1.051	0.716
5/15/2016	0.000	1.027	0.666
5/16/2016	0.000	1.139	0.576
5/17/2016	0.000	1.327	0.186
5/18/2016	0.000	1.260	0.470
5/19/2016	0.000	1.101	0.214
5/20/2016	0.000	1.132	0.234
5/21/2016	0.000	0.540	0.000
5/22/2016	0.000	0.955	0.000
5/23/2016	0.000	1.035	0.616
5/24/2016	0.000	1.621	0.516
5/25/2016	0.000	1.171	0.438
5/26/2016	0.000	1.170	0.000
5/27/2016	0.000	1.043	0.000
5/28/2016	0.000	1.013	0.271
5/29/2016	0.000	0.909	0.621
5/30/2016	0.000	0.605	0.137
5/31/2016	0.000	1.307	0.000
6/1/2016	0.000	1.322	0.546
6/2/2016	0.000	1.278	0.220
6/3/2016	0.000	1.196	0.240
6/4/2016	0.000	0.987	0.000
6/5/2016	0.000	0.947	0.586
6/6/2016	0.000	1.103	0.569
6/7/2016	0.000	1.205	0.408
6/8/2016	0.000	1.307	0.000
6/9/2016	0.000	1.260	0.000

6/10/2016	0.000	1.070	0.000
6/11/2016	0.000	1.013	0.000
6/12/2016	0.000	0.918	0.593
6/13/2016	0.000	1.287	0.582
6/14/2016	0.000	0.985	0.547
6/15/2016	0.000	1.208	0.000
6/16/2016	0.000	1.124	0.000
6/17/2016	0.000	1.018	0.000
6/18/2016	0.000	0.589	0.000
6/19/2016	0.000	0.918	0.572
6/20/2016	0.000	1.034	0.547
6/21/2016	0.000	1.093	0.540
6/22/2016	0.000	1.257	0.000
6/23/2016	0.000	1.329	0.471
6/24/2016	0.000	1.442	0.373
6/25/2016	0.000	0.000	0.000
6/26/2016	0.000	1.193	0.664
6/27/2016	0.000	1.028	0.549
6/28/2016	0.000	1.146	0.506
6/29/2016	0.000	1.136	0.454
6/30/2016	0.000	0.745	0.000
7/1/2016	0.000	0.920	0.000
7/2/2016	0.000	1.000	0.000
7/3/2016	0.000	1.270	0.000
7/4/2016	0.000	0.611	0.557
7/5/2016	0.000	1.132	0.578
7/6/2016	0.000	1.205	0.151
7/7/2016	0.000	0.976	0.000
7/8/2016	0.000	1.002	0.000
7/9/2016	0.000	0.000	0.000
7/10/2016	0.000	1.058	0.549
7/11/2016	0.000	1.040	0.550
7/12/2016	0.000	0.000	0.550
7/13/2016	0.000	0.917	0.550
7/14/2016	0.000	1.162	0.400
7/15/2016	0.000	0.948	0.000
7/16/2016	0.000	1.032	0.000
7/17/2016	0.000	1.020	0.000
7/18/2016	0.000	1.120	0.000
7/19/2016	0.000	0.943	0.000
7/20/2016	0.000	0.953	0.000
7/21/2016	0.000	0.000	0.000
7/22/2016	0.000	0.921	0.000
7/23/2016	0.000	0.000	0.400
7/24/2016	0.000	1.102	0.400
7/25/2016	0.000	1.053	0.000
7/26/2016	0.000	1.105	0.000
7/27/2016	0.000	0.963	0.550
7/28/2016	0.000	0.999	0.550
7/29/2016	0.000	0.922	0.550
7/30/2016	0.000	1.012	0.500
7/31/2016	0.000	1.162	0.000
8/1/2016	0.000	0.000	0.000
8/2/2016	0.000	0.961	0.000
8/3/2016	0.000	0.846	0.550

8/4/2016	0.000	0.932	0.550
8/5/2016	0.000	0.921	0.000
8/6/2016	0.000	0.000	0.000
8/7/2016	0.000	1.011	0.220
8/8/2016	0.000	0.956	0.100
8/9/2016	0.000	0.335	0.000
8/10/2016	0.000	0.000	0.550
8/11/2016	0.000	0.000	0.220
8/12/2016	0.000	0.000	0.000
8/13/2016	0.000	0.064	0.400
8/14/2016	0.000	0.000	0.450
8/15/2016	0.000	0.340	0.450
8/16/2016	0.000	0.000	0.450
8/17/2016	0.000	0.000	0.000
8/18/2016	0.000	0.000	0.000
8/19/2016	0.000	0.000	0.000
8/20/2016	0.000	0.000	0.550
8/21/2016	0.000	0.114	0.550
8/22/2016	0.000	0.099	0.550
8/23/2016	0.000	0.170	0.550
8/24/2016	0.000	0.186	0.550
8/25/2016	0.000	0.043	0.550
8/26/2016	0.000	0.000	0.450
8/27/2016	0.000	0.160	0.000
8/28/2016	0.000	0.131	0.000
8/29/2016	0.000	0.121	0.450
8/30/2016	0.000	0.000	0.000
8/31/2016	0.000	0.000	0.000
9/1/2016	0.000	0.000	0.000
9/2/2016	0.000	0.000	0.000
9/3/2016	0.000	0.000	0.000
9/4/2016	0.000	0.175	0.000
9/5/2016	0.000	0.000	0.000
9/6/2016	0.000	0.184	0.550
9/7/2016	0.000	0.171	0.550
9/8/2016	0.000	0.457	0.000
9/9/2016	0.000	0.002	0.000
9/10/2016	0.000	0.141	0.000
9/11/2016	0.000	0.117	0.550
9/12/2016	0.000	0.000	0.550
9/13/2016	0.000	0.207	0.220
9/14/2016	0.000	0.385	0.000
9/15/2016	0.000	0.703	0.450
9/16/2016	0.000	0.485	0.000
9/17/2016	0.000	0.170	0.000
9/18/2016	0.000	0.631	0.550
9/19/2016	0.000	0.535	0.000
9/20/2016	0.000	0.496	0.000
9/21/2016	0.000	0.524	0.000
9/22/2016	0.000	0.598	0.000
9/23/2016	0.000	0.499	0.000
9/24/2016	0.000	0.479	0.000
9/25/2016	0.000	0.647	0.550
9/26/2016	0.000	0.773	0.550
9/27/2016	0.000	0.783	0.200

9/28/2016	0.000	0.994	0.000
9/29/2016	0.000	1.273	0.000
9/30/2016	0.000	1.378	0.000
10/1/2016	0.000	1.167	0.550
10/2/2016	0.000	1.098	0.250
10/3/2016	0.000	1.315	0.500
10/4/2016	0.000	1.511	0.000
10/5/2016	0.000	1.460	0.000
10/6/2016	0.000	1.454	0.550
10/7/2016	0.000	1.220	0.000
10/8/2016	0.000	1.223	0.200
10/9/2016	0.000	1.222	0.550
10/10/2016	0.000	1.416	0.000
10/11/2016	0.000	1.332	0.000
10/12/2016	0.000	1.294	0.000
10/13/2016	0.000	1.378	0.000
10/14/2016	0.000	1.106	0.000
10/15/2016	0.000	0.893	0.200
10/16/2016	0.000	1.316	0.550
10/17/2016	0.000	1.384	0.000
10/18/2016	0.000	1.306	0.000
10/19/2016	0.000	0.828	0.550
10/20/2016	0.000	0.000	0.000
10/21/2016	0.000	0.586	0.000
10/22/2016	0.000	0.193	0.550
10/23/2016	0.000	0.159	0.250
10/24/2016	0.000	0.219	0.200
10/25/2016	0.000	0.766	0.500
10/26/2016	0.000	0.723	0.000
10/27/2016	0.000	0.599	0.000
10/28/2016	0.000	0.264	0.000
10/29/2016	0.000	0.926	0.000
10/30/2016	0.000	1.038	0.000
10/31/2016	0.000	1.357	0.000
11/1/2016	0.000	1.396	0.000
11/2/2016	0.000	1.602	0.150
11/3/2016	0.000	1.541	0.000
11/4/2016	0.000	1.385	0.000
11/5/2016	0.000	1.042	0.550
11/6/2016	0.000	1.147	0.550
11/7/2016	0.000	1.209	0.550
11/8/2016	0.000	1.280	0.100
11/9/2016	0.000	1.428	0.000
11/10/2016	0.000	1.109	0.000
11/11/2016	0.000	0.625	0.000
11/12/2016	0.000	0.699	0.000
11/13/2016	0.000	1.127	0.550
11/14/2016	0.000	1.139	0.000
11/15/2016	0.000	1.164	0.000
11/16/2016	0.000	1.200	0.000
11/17/2016	0.000	1.186	0.000
11/18/2016	0.000	1.119	0.000
11/19/2016	0.000	0.862	0.000
11/20/2016	0.000	0.974	0.100
11/21/2016	0.000	2.883	0.000

11/22/2016	0.000	0.880	0.000
11/23/2016	0.000	0.487	0.000
11/24/2016	0.000	0.544	0.000
11/25/2016	0.000	0.764	0.000
11/26/2016	0.000	0.522	0.000
11/27/2016	0.000	0.511	0.000
11/28/2016	0.000	0.730	0.000
11/29/2016	0.000	0.000	0.000
11/30/2016	0.000	0.000	0.000
12/1/2016	0.000	0.117	0.000
12/2/2016	0.000	0.298	0.000
12/3/2016	0.000	0.441	0.000
12/4/2016	0.000	0.632	0.100
12/5/2016	0.000	0.708	0.100
12/6/2016	0.000	0.735	0.150
12/7/2016	0.000	0.538	0.000
12/8/2016	0.000	1.062	0.000
12/9/2016	0.000	0.713	0.000
12/10/2016	0.000	0.611	0.000
12/11/2016	0.000	0.744	0.150
12/12/2016	0.000	0.770	0.100
12/13/2016	0.000	0.905	0.500
12/14/2016	0.000	0.984	0.500
12/15/2016	0.000	0.789	0.100
12/16/2016	0.000	0.000	0.000
12/17/2016	0.000	0.640	0.000
12/18/2016	0.000	0.664	0.000
12/19/2016	0.000	0.517	0.000
12/20/2016	0.000	0.651	0.000
12/21/2016	0.000	0.775	0.000
12/22/2016	0.000	0.000	0.000
12/23/2016	0.000	0.000	0.000
12/24/2016	0.000	0.000	0.000
12/25/2016	0.000	0.000	0.000
12/26/2016	0.000	0.000	0.000
12/27/2016	0.000	0.000	0.000
12/28/2016	0.000	0.657	0.150
12/29/2016	0.000	0.844	0.000
12/30/2016	0.000	0.573	0.000
12/31/2016	0.000	0.000	0.000
1/1/2017	0.000	0.099	0.000
1/2/2017	0.000	0.000	0.150
1/3/2017	0.000	0.000	0.000
1/4/2017	0.000	0.057	0.000
1/5/2017	0.000	0.988	0.000
1/6/2017	0.000	0.704	0.000
1/7/2017	0.000	0.737	0.000
1/8/2017	0.000	0.796	0.000
1/9/2017	0.000	0.923	0.000
1/10/2017	0.000	1.136	0.000
1/11/2017	0.000	1.194	0.000
1/12/2017	0.000	1.100	0.000
1/13/2017	0.000	1.041	0.000
1/14/2017	0.000	0.519	0.000
1/15/2017	0.000	0.671	0.464

1/16/2017	0.000	0.504	0.000
1/17/2017	0.000	1.253	0.000
1/18/2017	0.000	1.201	0.000
1/19/2017	0.000	1.210	0.000
1/20/2017	0.000	0.913	0.000
1/21/2017	0.000	0.000	0.000
1/22/2017	0.000	0.575	0.000
1/23/2017	0.000	0.888	0.136
1/24/2017	0.000	0.000	0.159
1/25/2017	0.000	0.000	0.131
1/26/2017	0.000	0.611	0.116
1/27/2017	0.000	0.509	0.391
1/28/2017	0.000	0.737	0.000
1/29/2017	0.000	0.794	0.000
1/30/2017	0.000	1.405	0.000
1/31/2017	0.000	0.857	0.655
2/1/2017	0.000	1.079	0.119
2/2/2017	0.000	1.089	0.115
2/3/2017	0.000	1.058	0.000
2/4/2017	0.000	0.946	0.000
2/5/2017	0.000	0.847	0.397
2/6/2017	0.000	1.206	0.126
2/7/2017	0.000	1.179	0.000
2/8/2017	0.000	1.225	0.000
2/9/2017	0.000	1.240	0.000
2/10/2017	0.000	1.238	0.000
2/11/2017	0.000	0.772	0.000
2/12/2017	0.000	0.932	0.000
2/13/2017	0.000	1.064	0.000
2/14/2017	0.000	1.250	0.000
2/15/2017	0.000	1.094	0.113
2/16/2017	0.000	1.073	0.115
2/17/2017	0.000	1.024	0.000
2/18/2017	0.000	0.740	0.000
2/19/2017	0.000	0.956	0.000
2/20/2017	0.000	1.033	0.000
2/21/2017	0.000	1.089	0.000
2/22/2017	0.000	1.152	0.000
2/23/2017	0.000	0.566	0.000
2/24/2017	0.000	0.739	0.000
2/25/2017	0.000	0.671	0.000
2/26/2017	0.000	0.748	0.139
2/27/2017	0.000	0.979	0.000
2/28/2017	0.000	0.592	0.000
3/1/2017	0.000	0.890	0.000
3/2/2017	0.000	1.177	0.000
3/3/2017	0.000	1.143	0.000
3/4/2017	0.000	1.077	0.000
3/5/2017	0.000	1.260	0.000
3/6/2017	0.000	1.033	0.000
3/7/2017	0.000	1.042	0.000
3/8/2017	0.000	1.108	0.000
3/9/2017	0.000	1.191	0.000
3/10/2017	0.000	0.928	0.000
3/11/2017	0.000	1.166	0.000

3/12/2017	0.000	1.216	0.000
3/13/2017	0.000	1.197	0.000
3/14/2017	0.000	1.153	0.000
3/15/2017	0.000	1.073	0.000
3/16/2017	0.000	1.114	0.000
3/17/2017	0.000	1.484	0.000
3/18/2017	0.000	0.724	0.000
3/19/2017	0.000	1.183	0.000
3/20/2017	0.000	1.323	0.000
3/21/2017	0.000	1.478	0.000
3/22/2017	0.000	1.389	0.000
3/23/2017	0.000	1.457	0.000
3/24/2017	0.000	1.076	0.000
3/25/2017	0.000	1.180	0.000
3/26/2017	0.000	1.222	0.000
3/27/2017	0.000	0.903	0.000
3/28/2017	0.000	0.622	0.000
3/29/2017	0.000	1.201	0.000
3/30/2017	0.000	1.445	0.000
3/31/2017	0.000	1.343	0.000
4/1/2017	0.000	0.819	0.000
4/2/2017	0.000	0.778	0.000
4/3/2017	0.000	0.648	0.000
4/4/2017	0.000	0.109	0.000
4/5/2017	0.000	0.745	0.000
4/6/2017	0.000	0.600	0.000
4/7/2017	0.000	0.493	0.000
4/8/2017	0.000	1.192	0.000
4/9/2017	0.000	1.109	0.000
4/10/2017	0.000	1.003	0.523
4/11/2017	0.000	1.353	0.217
4/12/2017	0.000	1.442	0.000
4/13/2017	0.000	1.356	0.185
4/14/2017	0.000	1.166	0.000
4/15/2017	0.000	1.246	0.170
4/16/2017	0.000	0.981	0.000
4/17/2017	0.000	1.449	0.000
4/18/2017	0.000	1.477	0.227
4/19/2017	0.000	1.419	0.000
4/20/2017	0.000	1.460	0.000
4/21/2017	0.000	1.499	0.000
4/22/2017	0.000	0.961	0.000
4/23/2017	0.000	1.087	0.500
4/24/2017	0.000	1.694	0.000
4/25/2017	0.000	1.358	0.500
4/26/2017	0.000	1.300	0.500
4/27/2017	0.000	1.204	0.500
4/28/2017	0.000	1.357	0.500
4/29/2017	0.000	0.961	0.000
4/30/2017	0.000	1.307	0.500
5/1/2017	0.000	1.301	0.500
5/2/2017	0.000	0.000	0.500
5/3/2017	0.000	1.316	0.000
5/4/2017	0.000	1.728	0.000
5/5/2017	0.000	1.618	0.000

5/6/2017	0.000	1.277	0.000
5/7/2017	0.000	1.177	0.500
5/8/2017	0.000	1.110	0.500
5/9/2017	0.000	1.353	0.000
5/10/2017	0.000	1.358	0.000
5/11/2017	0.000	1.384	0.000
5/12/2017	0.000	1.283	0.000
5/13/2017	0.000	1.151	0.000
5/14/2017	0.000	1.262	0.500
5/15/2017	0.000	1.292	0.000
5/16/2017	0.000	1.443	0.000
5/17/2017	0.000	1.398	0.200
5/18/2017	0.000	1.221	0.000
5/19/2017	0.000	1.147	0.000
5/20/2017	0.000	0.894	0.000
5/21/2017	0.000	1.119	0.500
5/22/2017	0.000	1.237	0.500
5/23/2017	0.000	1.130	0.000
5/24/2017	0.000	1.520	0.000
5/25/2017	0.000	1.324	0.000
5/26/2017	0.000	1.124	0.200
5/27/2017	0.000	0.892	0.000
5/28/2017	0.000	0.617	0.500
5/29/2017	0.000	0.000	0.500
5/30/2017	0.000	0.434	0.000
5/31/2017	0.000	0.000	0.000
6/1/2017	0.000	1.200	0.500
6/2/2017	0.000	0.800	0.500
6/3/2017	0.000	1.020	0.200
6/4/2017	0.000	1.000	0.250
6/5/2017	0.094	1.243	0.000
6/6/2017	0.063	1.288	0.375
6/7/2017	0.313	1.016	0.500
6/8/2017	0.313	1.050	0.050
6/9/2017	0.313	1.105	0.000
6/10/2017	0.313	1.033	0.500
6/11/2017	0.344	1.080	0.200
6/12/2017	0.250	1.001	0.000
6/13/2017	0.313	1.191	0.090
6/14/2017	0.219	0.725	0.225
6/15/2017	0.063	0.879	0.550
6/16/2017	0.219	1.099	0.000
6/17/2017	0.469	1.030	0.500
6/18/2017	0.444	1.059	0.500
6/19/2017	0.213	0.983	0.550
6/20/2017	0.000	1.188	0.090
6/21/2017	0.000	1.173	0.500
6/22/2017	0.344	1.100	0.500
6/23/2017	0.508	0.896	0.500
6/24/2017	0.461	0.422	0.500
6/25/2017	0.344	1.164	0.500
6/26/2017	0.438	0.996	0.000
6/27/2017	0.647	0.836	0.121
6/28/2017	0.634	1.063	0.141
6/29/2017	0.625	0.937	0.458

6/30/2017	0.438	0.942	0.348
7/1/2017	0.438	0.660	0.447
7/2/2017	0.469	1.011	0.526
7/3/2017	0.469	1.039	0.458
7/4/2017	0.250	0.000	0.000
7/5/2017	0.000	1.198	0.000
7/6/2017	0.000	0.562	0.466
7/7/2017	0.000	1.162	0.507
7/8/2017	0.000	0.000	0.409
7/9/2017	0.000	1.162	0.468
7/10/2017	0.000	1.158	0.471
7/11/2017	0.000	1.162	0.479
7/12/2017	0.188	0.967	0.051
7/13/2017	0.375	1.036	0.154
7/14/2017	0.188	0.899	0.000
7/15/2017	0.000	1.106	0.000
7/16/2017	0.000	1.020	0.458
7/17/2017	0.250	1.018	0.468
7/18/2017	0.344	1.118	0.000
7/19/2017	0.343	1.140	0.000
7/20/2017	0.344	1.135	0.000
7/21/2017	0.219	0.881	0.149
7/22/2017	0.000	0.000	0.000
7/23/2017	0.000	0.855	0.164
7/24/2017	0.000	0.000	0.000
7/25/2017	0.000	0.000	0.000
7/26/2017	0.000	0.848	0.175
7/27/2017	0.000	1.076	0.480
7/28/2017	0.000	1.063	0.000
7/29/2017	0.000	0.920	0.497
7/30/2017	0.000	0.873	0.141
7/31/2017	0.000	0.874	0.000
8/1/2017	0.000	0.958	0.000
8/2/2017	0.156	1.356	0.468
8/3/2017	0.344	1.432	0.176
8/4/2017	0.250	0.977	0.000
8/5/2017	0.000	0.000	0.000
8/6/2017	0.000	0.135	0.000
8/7/2017	0.000	0.118	0.000
8/8/2017	0.000	0.597	0.508
8/9/2017	0.000	1.263	0.176
8/10/2017	0.000	1.057	0.000
8/11/2017	0.156	1.131	0.000
8/12/2017	0.344	0.854	0.147
8/13/2017	0.375	0.848	0.494
8/14/2017	0.343	1.094	0.164
8/15/2017	0.345	1.216	0.000
8/16/2017	0.344	1.371	0.000
8/17/2017	0.375	1.018	0.000
8/18/2017	0.344	1.047	0.000
8/19/2017	0.344	0.000	0.000
8/20/2017	0.344	1.011	0.475
8/21/2017	0.344	0.993	0.459
8/22/2017	0.375	1.094	0.424
8/23/2017	0.344	1.000	0.386

8/24/2017	0.344	0.427	0.335
8/25/2017	0.344	0.000	0.348
8/26/2017	0.344	0.000	0.467
8/27/2017	0.344	0.063	0.475
8/28/2017	0.344	0.078	0.421
8/29/2017	0.344	0.000	0.346
8/30/2017	0.344	0.000	0.447
8/31/2017	0.344	0.000	0.462
9/1/2017	0.469	0.000	0.136
9/2/2017	0.625	0.000	0.396
9/3/2017	0.625	0.000	0.317
9/4/2017	0.594	0.666	0.528
9/5/2017	0.626	0.240	0.360
9/6/2017	0.594	0.229	0.444
9/7/2017	0.625	0.314	0.425
9/8/2017	0.595	0.000	0.433
9/9/2017	0.374	0.000	0.473
9/10/2017	0.000	0.136	0.479
9/11/2017	0.188	0.486	0.021
9/12/2017	0.375	0.624	0.466
9/13/2017	0.344	0.537	0.155
9/14/2017	0.344	0.487	0.000
9/15/2017	0.344	0.000	0.000
9/16/2017	0.344	0.493	0.157
9/17/2017	0.344	0.682	0.000
9/18/2017	0.344	0.087	0.481
9/19/2017	0.344	0.000	0.442
9/20/2017	0.344	0.388	0.458
9/21/2017	0.344	0.532	0.160
9/22/2017	0.344	0.000	0.000
9/23/2017	0.317	0.539	0.486
9/24/2017	0.340	0.591	0.465
9/25/2017	0.344	0.571	0.158
9/26/2017	0.094	0.651	0.166
9/27/2017	0.000	0.180	0.495
9/28/2017	0.000	0.099	0.021
9/29/2017	0.000	0.000	0.000
9/30/2017	0.000	0.328	0.000
10/1/2017	0.000	0.108	0.482
10/2/2017	0.000	0.140	0.167
10/3/2017	0.000	0.700	0.000
10/4/2017	0.250	0.925	0.000
10/5/2017	0.344	0.950	0.469
10/6/2017	0.344	0.968	0.157
10/7/2017	0.344	0.513	0.167
10/8/2017	0.344	0.048	0.481
10/9/2017	0.344	0.742	0.161
10/10/2017	0.344	1.141	0.000
10/11/2017	0.344	0.939	0.174
10/12/2017	0.344	0.965	0.000
10/13/2017	0.344	0.775	0.482
10/14/2017	0.188	0.178	0.512
10/15/2017	0.000	0.158	0.000
10/16/2017	0.000	0.135	0.339
10/17/2017	0.219	0.135	0.178

10/18/2017	0.344	0.852	0.000
10/19/2017	0.344	0.000	0.000
10/20/2017	0.344	0.966	0.485
10/21/2017	0.344	0.706	0.481
10/22/2017	0.344	1.066	0.496
10/23/2017	0.332	0.902	0.471
10/24/2017	0.324	0.116	0.030
10/25/2017	0.344	0.000	0.404
10/26/2017	0.344	0.833	0.371
10/27/2017	0.313	0.186	0.346
10/28/2017	0.344	0.000	0.346
10/29/2017	0.344	0.000	0.333
10/30/2017	0.344	0.110	0.122
10/31/2017	0.330	0.159	0.000
11/1/2017	0.327	1.109	0.167
11/2/2017	0.344	0.000	0.000
11/3/2017	0.344	0.290	0.425
11/4/2017	0.344	0.698	0.471
11/5/2017	0.344	1.036	0.000
11/6/2017	0.344	0.184	0.145
11/7/2017	0.313	0.799	0.000
11/8/2017	0.344	0.000	0.000
11/9/2017	0.125	0.000	0.000
11/10/2017	0.188	0.613	0.173
11/11/2017	0.125	0.906	0.000
11/12/2017	0.000	0.973	0.000
11/13/2017	0.000	1.209	0.428
11/14/2017	0.000	1.104	0.169
11/15/2017	0.188	0.923	0.170
11/16/2017	0.406	0.811	0.000
11/17/2017	0.469	0.741	0.145
11/18/2017	0.409	0.000	0.147
11/19/2017	0.466	1.008	0.000
11/20/2017	0.469	0.548	0.000
11/21/2017	0.438	0.000	0.480
11/22/2017	0.469	0.943	0.157
11/23/2017	0.438	0.000	0.159
11/24/2017	0.538	1.053	0.000
11/25/2017	0.369	0.000	0.000
11/26/2017	0.438	0.000	0.000
11/27/2017	0.469	0.876	0.000
11/28/2017	0.469	0.875	0.000
11/29/2017	0.443	0.852	0.000
11/30/2017	0.182	0.990	0.000
12/1/2017	0.000	0.026	0.146
12/2/2017	0.000	0.124	0.146
12/3/2017	0.000	1.075	0.000
12/4/2017	0.000	0.618	0.000
12/5/2017	0.000	0.913	0.173
12/6/2017	0.000	0.879	0.141
12/7/2017	0.000	0.629	0.000
12/8/2017	0.000	0.840	0.133
12/9/2017	0.000	0.000	0.000
12/10/2017	0.000	0.009	0.000
12/11/2017	0.000	0.747	0.167

12/12/2017	0.000	0.670	0.000
12/13/2017	0.000	0.691	0.000
12/14/2017	0.000	0.784	0.171
12/15/2017	0.000	0.623	0.000
12/16/2017	0.000	0.862	0.155
12/17/2017	0.000	0.760	0.000
12/18/2017	0.000	0.971	0.000
12/19/2017	0.000	0.893	0.000
12/20/2017	0.000	0.757	0.167
12/21/2017	0.000	0.673	0.000
12/22/2017	0.000	0.493	0.169
12/23/2017	0.000	0.577	0.160
12/24/2017	0.000	0.657	0.000
12/25/2017	0.000	0.787	0.162
12/26/2017	0.000	0.507	0.171
12/27/2017	0.000	0.607	0.000
12/28/2017	0.000	0.900	0.175
12/29/2017	0.000	0.951	0.000
12/30/2017	0.000	0.808	0.000
12/31/2017	0.000	0.832	0.000
1/1/2018	0.000	0.634	0.000
1/2/2018	0.000	0.583	0.000
1/3/2018	0.000	0.565	0.000
1/4/2018	0.000	0.782	0.000
1/5/2018	0.000	0.932	0.000
1/6/2018	0.000	0.519	0.000
1/7/2018	0.000	1.064	0.000
1/8/2018	0.000	0.991	0.151
1/9/2018	0.000	0.935	0.000
1/10/2018	0.000	0.340	0.000
1/11/2018	0.000	0.230	0.000
1/12/2018	0.000	0.119	0.000
1/13/2018	0.000	0.112	0.000
1/14/2018	0.000	0.138	0.000
1/15/2018	0.000	0.061	0.000
1/16/2018	0.000	0.778	0.000
1/17/2018	0.000	1.000	0.000
1/18/2018	0.000	0.842	0.140
1/19/2018	0.000	0.944	0.168
1/20/2018	0.000	0.000	0.000
1/21/2018	0.000	0.084	0.000
1/22/2018	0.000	0.683	0.000
1/23/2018	0.000	0.789	0.000
1/24/2018	0.000	0.666	0.109
1/25/2018	0.000	0.789	0.511
1/26/2018	0.000	0.759	0.151
1/27/2018	0.000	0.613	0.125
1/28/2018	0.000	0.931	0.000
1/29/2018	0.000	0.780	0.160
1/30/2018	0.000	0.950	0.000
1/31/2018	0.000	1.152	0.000
2/1/2018	0.000	1.069	0.000
2/2/2018	0.000	1.040	0.000
2/3/2018	0.000	0.000	0.133
2/4/2018	0.000	0.926	0.000

2/5/2018	0.000	0.829	0.000
2/6/2018	0.000	1.040	0.000
2/7/2018	0.000	0.973	0.000
2/8/2018	0.000	0.913	0.173
2/9/2018	0.000	1.105	0.000
2/10/2018	0.000	0.000	0.000
2/11/2018	0.000	0.807	0.000
2/12/2018	0.000	0.000	0.000
2/13/2018	0.000	0.000	0.146
2/14/2018	0.000	0.721	0.153
2/15/2018	0.000	0.000	0.000
2/16/2018	0.094	0.000	0.000
2/17/2018	0.000	0.928	0.000
2/18/2018	0.000	0.793	0.000
2/19/2018	0.000	0.000	0.000
2/20/2018	0.000	0.508	0.000
2/21/2018	0.063	0.572	0.000
2/22/2018	0.000	0.589	0.000
2/23/2018	0.000	0.620	0.000
2/24/2018	0.000	0.715	0.000
2/25/2018	0.000	0.498	0.119
2/26/2018	0.000	0.664	0.109
2/27/2018	0.000	0.826	0.169
2/28/2018	0.000	0.000	0.000
3/1/2018	0.000	0.703	0.000
3/2/2018	0.156	0.395	0.593
3/3/2018	0.344	0.933	0.000
3/4/2018	0.344	0.000	0.000
3/5/2018	0.344	0.000	0.000
3/6/2018	0.344	0.000	0.161
3/7/2018	0.344	0.095	0.454
3/8/2018	0.344	0.868	0.147
3/9/2018	0.344	0.894	0.000
3/10/2018	0.344	0.000	0.000
3/11/2018	0.344	0.000	0.000
3/12/2018	0.344	0.620	0.000
3/13/2018	0.344	0.892	0.000
3/14/2018	0.313	1.025	0.176
3/15/2018	0.344	0.470	0.000
3/16/2018	0.344	0.885	0.000
3/17/2018	0.344	0.656	0.000
3/18/2018	0.313	0.000	0.000
3/19/2018	0.313	1.045	0.000
3/20/2018	0.344	0.916	0.130
3/21/2018	0.344	0.939	0.176
3/22/2018	0.313	1.051	0.000
3/23/2018	0.344	0.176	0.465
3/24/2018	0.344	0.000	0.066
3/25/2018	0.344	1.074	0.000
3/26/2018	0.344	0.934	0.000
3/27/2018	0.344	0.653	0.000
3/28/2018	0.344	0.946	0.132
3/29/2018	0.313	0.901	0.168
3/30/2018	0.344	0.910	0.000
3/31/2018	0.344	0.839	0.467

4/1/2018	0.344	0.000	0.000
4/2/2018	0.344	0.989	0.000
4/3/2018	0.313	0.806	0.000
4/4/2018	0.344	1.087	0.000
4/5/2018	0.344	0.980	0.494
4/6/2018	0.344	0.847	0.000
4/7/2018	0.156	0.000	0.000
4/8/2018	0.000	0.890	0.042
4/9/2018	0.000	1.195	0.489
4/10/2018	0.000	1.242	0.140
4/11/2018	0.000	1.077	0.084
4/12/2018	0.000	1.137	0.147
4/13/2018	0.000	1.114	0.158
4/14/2018	0.000	1.113	0.510
4/15/2018	0.000	1.047	0.140
4/16/2018	0.000	1.103	0.162
4/17/2018	0.156	0.000	0.177
4/18/2018	0.156	0.563	0.467
4/19/2018	0.094	0.935	0.000
4/20/2018	0.219	1.013	0.163
4/21/2018	0.344	0.988	0.038
4/22/2018	0.344	1.208	0.034
4/23/2018	0.344	0.918	0.035
4/24/2018	0.313	0.886	0.373
4/25/2018	0.344	0.880	0.116
4/26/2018	0.344	0.984	0.000
4/27/2018	0.344	0.853	0.456
4/28/2018	0.344	0.886	0.139
4/29/2018	0.344	1.013	0.066
4/30/2018	0.313	0.978	0.433
5/1/2018	0.344	0.968	0.453
5/2/2018	0.313	0.881	0.000
5/3/2018	0.344	1.003	0.147
5/4/2018	0.344	1.212	0.147
5/5/2018	0.344	0.000	0.000
5/6/2018	0.344	1.094	0.168
5/7/2018	0.313	1.026	0.468
5/8/2018	0.219	1.085	0.468
5/9/2018	0.000	0.960	0.493
5/10/2018	0.000	0.901	0.094
5/11/2018	0.000	1.096	0.505
5/12/2018	0.000	0.534	0.464
5/13/2018	0.000	1.007	0.163
5/14/2018	0.000	1.384	0.000
5/15/2018	0.000	1.063	0.470
5/16/2018	0.000	1.150	0.470
5/17/2018	0.000	1.089	0.138
5/18/2018	0.000	1.086	0.149
5/19/2018	0.000	0.813	0.491
5/20/2018	0.000	1.132	0.157
5/21/2018	0.000	1.048	0.163
5/22/2018	0.000	1.052	0.465
5/23/2018	0.000	1.151	0.475
5/24/2018	0.000	1.219	0.455
5/25/2018	0.000	1.196	0.473

5/26/2018	0.000	0.000	0.104
5/27/2018	0.000	1.136	0.176
5/28/2018	0.000	0.000	0.000
5/29/2018	0.000	1.059	0.482
5/30/2018	0.000	1.008	0.464
5/31/2018	0.000	1.165	0.161
6/1/2018	0.000	0.978	0.454
6/2/2018	0.000	1.029	0.165
6/3/2018	0.000	1.059	0.467
6/4/2018	0.000	1.007	0.486
6/5/2018	0.000	0.884	0.427
6/6/2018	0.000	0.160	0.460
6/7/2018	0.000	1.139	0.438
6/8/2018	0.000	0.940	0.437
6/9/2018	0.000	0.964	0.457
6/10/2018	0.000	1.101	0.467
6/11/2018	0.000	1.083	0.418
6/12/2018	0.000	1.163	0.420
6/13/2018	0.000	1.242	0.388
6/14/2018	0.000	1.070	0.311
6/15/2018	0.000	1.143	0.267
6/16/2018	0.000	0.000	0.282
6/17/2018	0.000	1.017	0.285
6/18/2018	0.000	0.962	0.272
6/19/2018	0.000	1.141	0.283
6/20/2018	0.000	1.131	0.281
6/21/2018	0.000	1.121	0.270
6/22/2018	0.000	1.189	0.277
6/23/2018	0.000	0.000	0.292
6/24/2018	0.000	1.298	0.279
6/25/2018	0.000	1.158	0.270
6/26/2018	0.000	1.240	0.285
6/27/2018	0.000	0.939	0.260
6/28/2018	0.000	1.068	0.266
6/29/2018	0.000	1.175	0.279
6/30/2018	0.000	0.000	0.272
7/1/2018	0.000	0.221	0.275
7/2/2018	0.000	0.920	0.281
7/3/2018	0.000	1.027	0.458
7/4/2018	0.000	1.346	0.474
7/5/2018	0.000	1.053	0.449
7/6/2018	0.000	0.237	0.451
7/7/2018	0.000	0.150	0.484
7/8/2018	0.000	0.138	0.461
7/9/2018	0.000	0.227	0.448
7/10/2018	0.000	0.907	0.116
7/11/2018	0.000	0.881	0.444
7/12/2018	0.000	0.817	0.443
7/13/2018	0.000	0.624	0.430
7/14/2018	0.000	0.000	0.000
7/15/2018	0.000	0.906	0.000
7/16/2018	0.000	1.031	0.142
7/17/2018	0.000	0.000	0.000
7/18/2018	0.000	1.061	0.480
7/19/2018	0.000	1.105	0.486

7/20/2018	0.000	0.994	0.000
7/21/2018	0.000	0.000	0.000
7/22/2018	0.000	0.256	0.000
7/23/2018	0.000	0.782	0.000
7/24/2018	0.000	1.160	0.479
7/25/2018	0.000	1.142	0.454
7/26/2018	0.000	1.165	0.442
7/27/2018	0.000	1.154	0.435
7/28/2018	0.000	0.761	0.119
7/29/2018	0.000	0.200	0.159
7/30/2018	0.000	1.083	0.158
7/31/2018	0.000	0.746	0.491
8/1/2018	0.000	1.081	0.000
8/2/2018	0.000	1.230	0.000
8/3/2018	0.000	1.312	0.000
8/4/2018	0.000	0.000	0.000
8/5/2018	0.000	1.205	0.000
8/6/2018	0.000	1.157	0.000
8/7/2018	0.000	0.190	0.000
8/8/2018	0.000	0.985	0.504
8/9/2018	0.000	1.084	0.475
8/10/2018	0.000	0.892	0.153
8/11/2018	0.000	0.000	0.000
8/12/2018	0.000	0.866	0.166
8/13/2018	0.000	0.944	0.167
8/14/2018	0.000	1.014	0.114
8/15/2018	0.000	1.113	0.000
8/16/2018	0.000	1.040	0.000
8/17/2018	0.000	1.195	0.474
8/18/2018	0.000	0.000	0.502
8/19/2018	0.000	1.164	0.461
8/20/2018	0.000	0.194	0.159
8/21/2018	0.000	0.188	0.000
8/22/2018	0.000	0.949	0.000
8/23/2018	0.000	0.000	0.000
8/24/2018	0.000	1.145	0.000
8/25/2018	0.000	0.000	0.000
8/26/2018	0.000	1.188	0.000
8/27/2018	0.000	0.843	0.504
8/28/2018	0.000	1.156	0.443
8/29/2018	0.000	1.267	0.163
8/30/2018	0.000	1.250	0.170
8/31/2018	0.000	0.830	0.000
9/1/2018	0.000	1.005	0.154
9/2/2018	0.000	1.178	0.175
9/3/2018	0.000	1.219	0.183
9/4/2018	0.000	1.135	0.519
9/5/2018	0.000	0.935	0.475
9/6/2018	0.000	1.300	0.480
9/7/2018	0.000	0.484	0.180
9/8/2018	0.000	0.208	0.175
9/9/2018	0.000	0.200	0.105
9/10/2018	0.000	1.101	0.497
9/11/2018	0.000	1.059	0.478
9/12/2018	0.000	0.217	0.488

9/13/2018	0.000	0.204	0.130
9/14/2018	0.000	1.261	0.132
9/15/2018	0.000	0.000	0.000
9/16/2018	0.000	0.204	0.478
9/17/2018	0.000	1.155	0.484
9/18/2018	0.000	0.169	0.485
9/19/2018	0.000	0.449	0.099
9/20/2018	0.000	1.212	0.336
9/21/2018	0.000	1.133	0.075
9/22/2018	0.000	0.000	0.000
9/23/2018	0.000	0.214	0.131
9/24/2018	0.000	1.048	0.504
9/25/2018	0.000	0.983	0.149
9/26/2018	0.000	1.038	0.000
9/27/2018	0.000	1.277	0.362
9/28/2018	0.000	1.098	0.148
9/29/2018	0.000	0.000	0.000
9/30/2018	0.000	0.213	0.500
10/1/2018	0.000	0.964	0.161
10/2/2018	0.000	0.000	0.000
10/3/2018	0.219	0.000	0.000
10/4/2018	0.344	0.928	0.000
10/5/2018	0.094	0.856	0.000
10/6/2018	0.000	0.000	0.000
10/7/2018	0.000	0.000	0.000
10/8/2018	0.156	0.000	0.000
10/9/2018	0.344	0.000	0.000
10/10/2018	0.344	1.067	0.184
10/11/2018	0.344	0.764	0.000
10/12/2018	0.344	1.000	0.502
10/13/2018	0.344	0.000	0.000
10/14/2018	0.313	0.000	0.000
10/15/2018	0.344	0.998	0.000
10/16/2018	0.344	0.712	0.000
10/17/2018	0.344	0.921	0.000
10/18/2018	0.125	0.687	0.000
10/19/2018	0.000	0.933	0.000
10/20/2018	0.000	0.000	0.000
10/21/2018	0.000	0.108	0.000
10/22/2018	0.000	0.906	0.000
10/23/2018	0.000	0.915	0.000
10/24/2018	0.000	1.048	0.164
10/25/2018	0.000	0.998	0.178
10/26/2018	0.000	1.041	0.498
10/27/2018	0.000	0.000	0.000
10/28/2018	0.000	0.853	0.000
10/29/2018	0.000	1.076	0.000
10/30/2018	0.188	1.016	0.000
10/31/2018	0.344	1.030	0.000
11/1/2018	0.327	0.939	0.344
11/2/2018	0.329	0.979	0.477
11/3/2018	0.344	0.676	0.000
11/4/2018	0.344	1.116	0.000
11/5/2018	0.344	1.118	0.000
11/6/2018	0.344	0.973	0.000

11/7/2018	0.337	0.900	0.000
11/8/2018	0.319	0.976	0.000
11/9/2018	0.344	0.687	0.000
11/10/2018	0.344	0.917	0.000
11/11/2018	0.313	0.834	0.000
11/12/2018	0.344	0.000	0.000
11/13/2018	0.344	0.886	0.000
11/14/2018	0.313	0.904	0.000
11/15/2018	0.375	0.894	0.000
11/16/2018	0.438	0.636	0.000
11/17/2018	0.462	0.562	0.000
11/18/2018	0.317	0.709	0.000
11/19/2018	0.344	0.649	0.000
11/20/2018	0.344	0.987	0.000
11/21/2018	0.313	0.674	0.000
11/22/2018	0.344	0.000	0.000
11/23/2018	0.344	0.650	0.000
11/24/2018	0.313	0.768	0.000
11/25/2018	0.344	0.674	0.000
11/26/2018	0.344	0.809	0.000
11/27/2018	0.313	0.740	0.000
11/28/2018	0.344	0.882	0.000
11/29/2018	0.313	0.725	0.000
11/30/2018	0.344	0.000	0.000
12/1/2018	0.344	0.000	0.000
12/2/2018	0.313	0.000	0.000
12/3/2018	0.344	0.453	0.000
12/4/2018	0.317	0.684	0.000
12/5/2018	0.339	0.707	0.000
12/6/2018	0.344	0.535	0.000
12/7/2018	0.313	0.000	0.000
12/8/2018	0.344	0.000	0.000
12/9/2018	0.313	0.679	0.000
12/10/2018	0.344	0.766	0.000
12/11/2018	0.344	0.735	0.000
12/12/2018	0.304	0.643	0.000
12/13/2018	0.353	0.657	0.000
12/14/2018	0.313	0.527	0.000
12/15/2018	0.344	0.000	0.000
12/16/2018	0.313	0.408	0.096
12/17/2018	0.344	0.460	0.369
12/18/2018	0.313	0.624	0.489
12/19/2018	0.344	0.604	0.503
12/20/2018	0.313	0.595	0.498
12/21/2018	0.344	0.650	0.426
12/22/2018	0.313	0.377	0.510
12/23/2018	0.344	0.579	0.497
12/24/2018	0.313	0.478	0.480
12/25/2018	0.344	0.000	0.087
12/26/2018	0.313	0.592	0.000
12/27/2018	0.344	0.537	0.489
12/28/2018	0.332	0.000	0.000
12/29/2018	0.324	0.000	0.000
12/30/2018	0.344	0.000	0.000
12/31/2018	0.313	0.000	0.124

1/1/2019	0.344	0.000	0.000
1/2/2019	0.313	0.000	0.000
1/3/2019	0.125	0.000	0.000
1/4/2019	0.000	0.000	0.476
1/5/2019	0.000	0.000	0.000
1/6/2019	0.000	0.000	0.000
1/7/2019	0.000	0.000	0.000
1/8/2019	0.000	0.000	0.000
1/9/2019	0.188	0.000	0.000
1/10/2019	0.313	0.000	0.000
1/11/2019	0.344	0.216	0.000
1/12/2019	0.344	0.000	0.000
1/13/2019	0.313	0.000	0.000
1/14/2019	0.250	0.000	0.077
1/15/2019	0.344	0.000	0.000
1/16/2019	0.343	0.250	0.000
1/17/2019	0.313	0.491	0.000
1/18/2019	0.336	0.000	0.000
1/19/2019	0.320	0.000	0.000
1/20/2019	0.342	0.000	0.000
1/21/2019	0.314	0.000	0.000
1/22/2019	0.399	0.409	0.084
1/23/2019	0.414	0.394	0.108
1/24/2019	0.375	0.396	0.105
1/25/2019	0.406	0.566	0.000
1/26/2019	0.438	0.000	0.000
1/27/2019	0.438	0.000	0.000
1/28/2019	0.469	0.423	0.161
1/29/2019	0.500	0.711	0.000
1/30/2019	0.469	0.554	0.000
1/31/2019	0.500	0.597	0.000
2/1/2019	0.500	0.635	0.142
2/2/2019	0.500	0.337	0.000
2/3/2019	0.469	0.000	0.000
2/4/2019	0.563	0.000	0.000
2/5/2019	0.563	0.000	0.000
2/6/2019	0.594	0.000	0.000
2/7/2019	0.563	0.000	0.103
2/8/2019	0.594	0.000	0.171
2/9/2019	0.563	0.000	0.000
2/10/2019	0.219	0.000	0.000
2/11/2019	0.375	0.000	0.000
2/12/2019	0.625	0.321	0.000
2/13/2019	0.594	0.644	0.000
2/14/2019	0.625	0.000	0.000
2/15/2019	0.563	0.457	0.000
2/16/2019	0.594	0.000	0.000
2/17/2019	0.594	0.000	0.000
2/18/2019	0.531	0.000	0.000
2/19/2019	0.594	0.000	0.000
2/20/2019	0.563	0.000	0.000
2/21/2019	0.594	0.000	0.000
2/22/2019	0.563	0.000	0.000
2/23/2019	0.594	0.000	0.000
2/24/2019	0.531	0.000	0.000

2/25/2019	0.344	0.000	0.000
2/26/2019	0.000	0.425	0.000
2/27/2019	0.000	0.737	0.000
2/28/2019	0.000	0.915	0.000
3/1/2019	0.000	0.908	0.496
3/2/2019	0.000	0.623	0.523
3/3/2019	0.000	0.868	0.546
3/4/2019	0.000	0.612	0.460
3/5/2019	0.000	0.793	0.500
3/6/2019	0.000	0.735	0.488
3/7/2019	0.000	0.702	0.532
3/8/2019	0.000	0.674	0.107
3/9/2019	0.000	0.858	0.000
3/10/2019	0.000	1.009	0.000
3/11/2019	0.000	0.924	0.000
3/12/2019	0.000	0.790	0.000
3/13/2019	0.000	0.789	0.000
3/14/2019	0.000	0.815	0.000
3/15/2019	0.000	0.732	0.000
3/16/2019	0.313	0.617	0.000
3/17/2019	0.563	0.779	0.000
3/18/2019	0.594	0.937	0.000
3/19/2019	0.563	0.853	0.000
3/20/2019	0.594	0.923	0.000
3/21/2019	0.563	0.603	0.000
3/22/2019	0.592	0.696	0.000
3/23/2019	0.564	0.000	0.000
3/24/2019	0.563	0.000	0.000
3/25/2019	0.594	0.925	0.000
3/26/2019	0.563	1.037	0.000
3/27/2019	0.594	0.829	0.000
3/28/2019	0.531	0.861	0.000
3/29/2019	0.563	0.598	0.000
3/30/2019	0.594	0.543	0.000
3/31/2019	0.563	0.972	0.000
4/1/2019	0.594	1.003	0.000
4/2/2019	0.531	0.940	0.000
4/3/2019	0.406	0.945	0.000
4/4/2019	0.469	0.871	0.000
4/5/2019	0.500	0.797	0.000
4/6/2019	0.563	0.711	0.000
4/7/2019	0.576	1.106	0.000
4/8/2019	0.580	0.998	0.154
4/9/2019	0.563	0.753	0.165
4/10/2019	0.000	0.991	0.000
4/11/2019	0.000	1.008	0.000
4/12/2019	0.000	0.968	0.513
4/13/2019	0.000	0.634	0.000
4/14/2019	0.000	1.024	0.000
4/15/2019	0.281	1.239	0.000
4/16/2019	0.594	0.981	0.000
4/17/2019	0.563	0.667	0.000
4/18/2019	0.594	0.816	0.000
4/19/2019	0.563	0.912	0.000
4/20/2019	0.594	0.558	0.000

4/21/2019	0.563	0.986	0.000
4/22/2019	0.531	0.698	0.471
4/23/2019	0.594	0.796	0.126
4/24/2019	0.500	0.983	0.470
4/25/2019	0.594	1.011	0.000
4/26/2019	0.563	0.886	0.000
4/27/2019	0.563	1.052	0.000
4/28/2019	0.500	0.947	0.000
4/29/2019	0.625	0.914	0.465
4/30/2019	0.594	1.086	0.473
5/1/2019	0.563	0.993	0.450
5/2/2019	0.531	0.574	0.468
5/3/2019	0.594	0.912	0.429
5/4/2019	0.563	0.735	0.482
5/5/2019	0.563	0.919	0.382
5/6/2019	0.563	0.813	0.433
5/7/2019	0.563	1.005	0.428
5/8/2019	0.563	0.848	0.409
5/9/2019	0.406	0.504	0.443
5/10/2019	0.438	0.837	0.397
5/11/2019	0.625	0.879	0.132
5/12/2019	0.594	0.937	0.000
5/13/2019	0.586	1.009	0.000
5/14/2019	0.601	0.931	0.292
5/15/2019	0.594	0.982	0.424
5/16/2019	0.594	0.929	0.421
5/17/2019	0.375	0.736	0.000
5/18/2019	0.000	1.209	0.000
5/19/2019	0.000	0.936	0.000
5/20/2019	0.000	0.000	0.000
5/21/2019	0.000	1.005	0.473
5/22/2019	0.000	0.981	0.023
5/23/2019	0.000	0.000	0.000
5/24/2019	0.000	0.789	0.000
5/25/2019	0.000	0.991	0.000
5/26/2019	0.000	1.062	0.000
5/27/2019	0.000	0.948	0.000
5/28/2019	0.000	0.845	0.000
5/29/2019	0.000	0.979	0.000
5/30/2019	0.000	1.050	0.000
5/31/2019	0.406	0.911	0.582
6/1/2019	0.563	0.534	0.364
6/2/2019	0.594	0.984	0.451
6/3/2019	0.562	0.994	0.000
6/4/2019	0.500	1.054	0.000
6/5/2019	0.656	0.974	0.424
6/6/2019	0.593	0.992	0.455
6/7/2019	0.563	0.956	0.000
6/8/2019	0.563	0.696	0.000
6/9/2019	0.563	1.130	0.000
6/10/2019	0.594	0.935	0.455
6/11/2019	0.563	1.009	0.430
6/12/2019	0.563	0.988	0.428
6/13/2019	0.563	0.927	0.399
6/14/2019	0.594	0.959	0.391

6/15/2019	0.562	0.625	0.415
6/16/2019	0.563	1.109	0.407
6/17/2019	0.563	0.637	0.439
6/18/2019	0.281	1.054	0.449
6/19/2019	0.125	0.960	0.454
6/20/2019	0.000	0.867	0.467
6/21/2019	0.156	0.585	0.410
6/22/2019	0.000	0.025	0.000
6/23/2019	0.000	0.088	0.000
6/24/2019	0.000	0.480	0.486
6/25/2019	0.000	0.620	0.472
6/26/2019	0.000	0.671	0.480
6/27/2019	0.000	0.612	0.018
6/28/2019	0.000	0.571	0.000
6/29/2019	0.000	0.446	0.000
6/30/2019	0.000	0.185	0.460
7/1/2019	0.000	0.634	0.471
7/2/2019	0.000	0.586	0.484
7/3/2019	0.000	0.920	0.437
7/4/2019	0.000	0.748	0.481
7/5/2019	0.000	0.923	0.461
7/6/2019	0.000	0.694	0.448
7/7/2019	0.000	1.221	0.000
7/8/2019	0.000	1.155	0.061
7/9/2019	0.000	0.000	0.456
7/10/2019	0.000	0.658	0.453
7/11/2019	0.000	0.998	0.451
7/12/2019	0.000	0.204	0.395
7/13/2019	0.000	0.678	0.488
7/14/2019	0.000	0.182	0.171
7/15/2019	0.000	1.115	0.000
7/16/2019	0.250	0.796	0.448
7/17/2019	0.594	0.753	0.448
7/18/2019	0.594	0.429	0.391
7/19/2019	0.594	0.000	0.391
7/20/2019	0.594	0.000	0.417
7/21/2019	0.594	0.039	0.431
7/22/2019	0.594	0.224	0.431
7/23/2019	0.563	0.487	0.425
7/24/2019	0.593	0.484	0.453
7/25/2019	0.532	0.467	0.382
7/26/2019	0.438	0.431	0.429
7/27/2019	0.000	0.000	0.456
7/28/2019	0.000	0.699	0.000
7/29/2019	0.000	0.561	0.000
7/30/2019	0.031	0.534	0.000
7/31/2019	0.219	0.529	0.000
8/1/2019	0.000	0.293	0.456
8/2/2019	0.000	0.494	0.448
8/3/2019	0.000	0.000	0.116
8/4/2019	0.000	0.638	0.000
8/5/2019	0.000	0.864	0.474
8/6/2019	0.000	0.591	0.449
8/7/2019	0.000	0.506	0.000
8/8/2019	0.000	0.602	0.483

8/9/2019	0.000	0.352	0.459
8/10/2019	0.000	0.605	0.443
8/11/2019	0.000	0.611	0.429
8/12/2019	0.000	0.570	0.420
8/13/2019	0.000	0.580	0.428
8/14/2019	0.000	0.626	0.140
8/15/2019	0.000	0.435	0.000
8/16/2019	0.000	0.721	0.453
8/17/2019	0.000	0.500	0.467
8/18/2019	0.000	0.737	0.464
8/19/2019	0.000	0.366	0.461
8/20/2019	0.000	0.694	0.150
8/21/2019	0.000	0.694	0.469
8/22/2019	0.000	0.557	0.451
8/23/2019	0.000	0.516	0.148
8/24/2019	0.000	0.336	0.000
8/25/2019	0.000	0.759	0.494
8/26/2019	0.000	0.395	0.463
8/27/2019	0.000	0.599	0.446
8/28/2019	0.000	0.650	0.437
8/29/2019	0.000	0.606	0.451
8/30/2019	0.000	0.474	0.423
8/31/2019	0.000	0.329	0.461
9/1/2019	0.000	0.582	0.000
9/2/2019	0.000	0.597	0.000
9/3/2019	0.000	0.599	0.000
9/4/2019	0.000	0.910	0.000
9/5/2019	0.000	1.170	0.488
9/6/2019	0.000	1.065	0.484
9/7/2019	0.000	0.143	0.477
9/8/2019	0.000	0.190	0.493
9/9/2019	0.000	0.190	0.473
9/10/2019	0.000	1.025	0.437
9/11/2019	0.000	0.087	0.441
9/12/2019	0.000	1.072	0.481
9/13/2019	0.000	0.208	0.395
9/14/2019	0.000	0.094	0.454
9/15/2019	0.000	0.101	0.151
9/16/2019	0.000	1.123	0.000
9/17/2019	0.000	1.056	0.000
9/18/2019	0.000	1.181	0.000
9/19/2019	0.000	0.984	0.145
9/20/2019	0.000	1.045	0.000
9/21/2019	0.000	0.758	0.000
9/22/2019	0.000	1.072	0.175
9/23/2019	0.000	0.520	0.158
9/24/2019	0.063	0.929	0.000
9/25/2019	0.000	1.033	0.000
9/26/2019	0.000	0.000	0.000
9/27/2019	0.000	0.924	0.000
9/28/2019	0.000	0.761	0.524
9/29/2019	0.000	1.102	0.523
9/30/2019	0.000	1.035	0.489
10/1/2019	0.000	0.696	0.038
10/2/2019	0.000	1.058	0.000

10/3/2019	0.000	1.023	0.000
10/4/2019	0.000	1.093	0.000
10/5/2019	0.000	1.000	0.173
10/6/2019	0.000	1.100	0.174
10/7/2019	0.000	1.124	0.000
10/8/2019	0.000	1.330	0.000
10/9/2019	0.000	1.139	0.000
10/10/2019	0.000	0.697	0.000
10/11/2019	0.000	1.078	0.000
10/12/2019	0.000	0.000	0.003
10/13/2019	0.000	1.191	0.509
10/14/2019	0.000	1.155	0.137
10/15/2019	0.000	1.056	0.000
10/16/2019	0.000	1.117	0.000
10/17/2019	0.000	1.218	0.000
10/18/2019	0.000	1.180	0.000
10/19/2019	0.000	0.000	0.000
10/20/2019	0.000	0.719	0.000
10/21/2019	0.000	1.085	0.000
10/22/2019	0.000	1.108	0.000
10/23/2019	0.000	1.160	0.000
10/24/2019	0.000	1.110	0.000
10/25/2019	0.000	1.002	0.000
10/26/2019	0.000	0.003	0.467
10/27/2019	0.000	1.124	0.493
10/28/2019	0.000	0.702	0.468
10/29/2019	0.000	1.017	0.388
10/30/2019	0.000	1.123	0.508
10/31/2019	0.000	0.654	0.488
11/1/2019	0.000	0.921	0.448
11/2/2019	0.000	0.807	0.466
11/3/2019	0.000	0.880	0.445
11/4/2019	0.000	0.851	0.369
11/5/2019	0.000	0.926	0.362
11/6/2019	0.000	0.000	0.361
11/7/2019	0.000	0.000	0.341
11/8/2019	0.000	0.838	0.327
11/9/2019	0.000	0.000	0.322
11/10/2019	0.000	0.093	0.322
11/11/2019	0.000	0.000	0.320
11/12/2019	0.000	1.062	0.309
11/13/2019	0.000	0.860	0.309
11/14/2019	0.000	0.853	0.080
11/15/2019	0.000	0.785	0.000
11/16/2019	0.000	0.000	0.000
11/17/2019	0.000	0.796	0.340
11/18/2019	0.000	0.855	0.354
11/19/2019	0.000	0.756	0.115
11/20/2019	0.000	0.000	0.000
11/21/2019	0.000	0.000	0.000
11/22/2019	0.000	0.898	0.000
11/23/2019	0.000	0.594	0.000
11/24/2019	0.000	0.820	0.000
11/25/2019	0.000	0.892	0.000
11/26/2019	0.000	0.875	0.000

11/27/2019	0.000	0.737	0.000
11/28/2019	0.000	0.000	0.000
11/29/2019	0.000	0.000	0.000
11/30/2019	0.000	0.000	0.000
12/1/2019	0.000	0.114	0.000
12/2/2019	0.000	0.551	0.000
12/3/2019	0.000	0.495	0.000
12/4/2019	0.000	0.000	0.000
12/5/2019	0.000	0.000	0.000
12/6/2019	0.000	0.742	0.000
12/7/2019	0.000	0.100	0.000
12/8/2019	0.000	0.000	0.000
12/9/2019	0.000	0.438	0.000
12/10/2019	0.000	0.338	0.069
12/11/2019	0.000	0.497	0.146
12/12/2019	0.000	0.305	0.330
12/13/2019	0.000	0.398	0.000
12/14/2019	0.000	0.602	0.069
12/15/2019	0.000	0.744	0.000
12/16/2019	0.219	0.604	0.094
12/17/2019	0.313	0.594	0.147
12/18/2019	0.344	0.552	0.000
12/19/2019	0.344	0.461	0.000
12/20/2019	0.340	0.603	0.289
12/21/2019	0.316	0.000	0.000
12/22/2019	0.344	0.000	0.000
12/23/2019	0.323	0.522	0.000
12/24/2019	0.334	0.000	0.000
12/25/2019	0.344	0.000	0.000
12/26/2019	0.313	0.353	0.000
12/27/2019	0.344	0.785	0.000
12/28/2019	0.344	0.000	0.000
12/29/2019	0.344	0.026	0.000
12/30/2019	0.313	0.000	0.000
12/31/2019	0.344	0.472	0.000
1/1/2020	0.344	0.000	0.000
1/2/2020	0.344	0.308	0.000
1/3/2020	0.344	0.626	0.500
1/4/2020	0.344	0.743	0.000
1/5/2020	0.344	0.577	0.000
1/6/2020	0.344	0.607	0.500
1/7/2020	0.344	0.596	0.000
1/8/2020	0.344	0.350	0.451
1/9/2020	0.313	0.042	0.000
1/10/2020	0.000	0.000	0.000
1/11/2020	0.000	0.000	0.000
1/12/2020	0.000	0.040	0.000
1/13/2020	0.188	0.615	0.000
1/14/2020	0.344	0.389	0.452
1/15/2020	0.340	0.435	0.087
1/16/2020	0.347	0.631	0.116
1/17/2020	0.344	0.724	0.133
1/18/2020	0.344	0.000	0.000
1/19/2020	0.344	0.820	0.000
1/20/2020	0.250	0.707	0.000

1/21/2020	0.188	0.089	0.000
1/22/2020	0.344	0.594	0.000
1/23/2020	0.375	0.534	0.083
1/24/2020	0.344	0.670	0.107
1/25/2020	0.344	0.000	0.000
1/26/2020	0.344	0.802	0.162
1/27/2020	0.344	0.835	0.000
1/28/2020	0.344	0.691	0.000
1/29/2020	0.344	0.680	0.000
1/30/2020	0.344	0.740	0.000
1/31/2020	0.344	0.761	0.126
2/1/2020	0.313	0.280	0.000
2/2/2020	0.000	0.897	0.153
2/3/2020	0.250	0.882	0.148
2/4/2020	0.375	0.686	0.000
2/5/2020	0.344	0.345	0.000
2/6/2020	0.347	0.050	0.000
2/7/2020	0.341	0.776	0.000
2/8/2020	0.344	0.826	0.168
2/9/2020	0.344	0.905	0.000
2/10/2020	0.344	0.604	0.000
2/11/2020	0.344	0.000	0.000
2/12/2020	0.344	0.857	0.114
2/13/2020	0.344	0.647	0.000
2/14/2020	0.344	0.498	0.124
2/15/2020	0.344	0.813	0.000
2/16/2020	0.344	1.148	0.184
2/17/2020	0.344	0.000	0.000
2/18/2020	0.344	0.917	0.000
2/19/2020	0.344	0.819	0.000
2/20/2020	0.000	0.784	0.000
2/21/2020	0.219	0.891	0.000
2/22/2020	0.375	0.000	0.000
2/23/2020	0.344	0.000	0.000
2/24/2020	0.313	0.786	0.000
2/25/2020	0.344	0.755	0.156
2/26/2020	0.344	0.706	0.129
2/27/2020	0.344	0.765	0.000
2/28/2020	0.319	0.817	0.000
2/29/2020	0.338	0.758	0.000
3/1/2020	0.344	0.824	0.000
3/2/2020	0.344	0.776	0.000
3/3/2020	0.344	0.760	0.000
3/4/2020	0.313	0.852	0.157
3/5/2020	0.313	0.758	0.134
3/6/2020	0.313	0.818	0.145
3/7/2020	0.344	0.983	0.000
3/8/2020	0.313	0.962	0.180
3/9/2020	0.000	0.479	0.000
3/10/2020	0.219	0.000	0.000
3/11/2020	0.344	0.000	0.000
3/12/2020	0.313	0.837	0.000
3/13/2020	0.313	0.825	0.000
3/14/2020	0.344	0.000	0.000
3/15/2020	0.313	0.000	0.000

3/16/2020	0.313	1.037	0.000
3/17/2020	0.313	0.753	0.000
3/18/2020	0.313	1.027	0.000
3/19/2020	0.337	0.000	0.000
3/20/2020	0.319	0.845	0.000
3/21/2020	0.313	0.663	0.000
3/22/2020	0.313	1.019	0.000
3/23/2020	0.343	0.754	0.000
3/24/2020	0.313	0.930	0.000
3/25/2020	0.313	0.945	0.000
3/26/2020	0.313	0.965	0.000
3/27/2020	0.031	0.840	0.000
3/28/2020	0.000	0.569	0.000
3/29/2020	0.000	1.031	0.000
3/30/2020	0.188	1.061	0.000
3/31/2020	0.344	0.754	0.000
4/1/2020	0.094	0.915	0.166
4/2/2020	0.000	0.886	0.000
4/3/2020	0.250	1.109	0.000
4/4/2020	0.341	0.571	0.000
4/5/2020	0.315	1.101	0.184
4/6/2020	0.344	0.885	0.000
4/7/2020	0.125	1.004	0.000
4/8/2020	0.000	1.042	0.016
4/9/2020	0.000	0.939	0.000
4/10/2020	0.000	0.874	0.000
4/11/2020	0.000	1.005	0.172
4/12/2020	0.000	0.989	0.174
4/13/2020	0.000	0.000	0.000
4/14/2020	0.000	0.000	0.000
4/15/2020	0.000	1.063	0.000
4/16/2020	0.000	1.075	0.000
4/17/2020	0.000	0.973	0.000
4/18/2020	0.000	0.612	0.000
4/19/2020	0.000	1.130	0.000
4/20/2020	0.000	1.094	0.159
4/21/2020	0.000	1.124	0.142
4/22/2020	0.000	1.283	0.000
4/23/2020	0.000	0.902	0.000
4/24/2020	0.000	1.100	0.000
4/25/2020	0.000	0.743	0.000
4/26/2020	0.000	0.991	0.495
4/27/2020	0.000	1.176	0.176
4/28/2020	0.000	1.119	0.486
4/29/2020	0.000	0.934	0.000
4/30/2020	0.000	0.958	0.000
5/1/2020	0.000	0.709	0.620
5/2/2020	0.000	0.000	0.000
5/3/2020	0.000	1.089	0.156
5/4/2020	0.000	1.200	0.492
5/5/2020	0.000	0.976	0.494
5/6/2020	0.000	1.126	0.000
5/7/2020	0.000	1.250	0.000
5/8/2020	0.000	1.099	0.000
5/9/2020	0.000	0.884	0.000

5/10/2020	0.000	0.995	0.150
5/11/2020	0.000	0.819	0.486
5/12/2020	0.000	1.010	0.485
5/13/2020	0.000	1.042	0.499
5/14/2020	0.000	1.004	0.140
5/15/2020	0.000	0.808	0.000
5/16/2020	0.000	0.581	0.000
5/17/2020	0.000	1.220	0.502
5/18/2020	0.000	0.960	0.487
5/19/2020	0.000	1.167	0.511
5/20/2020	0.000	0.827	0.000
5/21/2020	0.000	1.308	0.135
5/22/2020	0.000	1.387	0.000
5/23/2020	0.000	0.995	0.000
5/24/2020	0.000	0.992	0.490
5/25/2020	0.000	1.065	0.490
5/26/2020	0.000	0.864	0.000
5/27/2020	0.000	0.772	0.623
5/28/2020	0.000	1.152	0.335
5/29/2020	0.000	1.199	0.183
5/30/2020	0.000	0.554	0.000
5/31/2020	0.000	1.023	0.495
6/1/2020	0.000	1.003	0.000
6/2/2020	0.000	1.278	0.471
6/3/2020	0.000	1.175	0.481
6/4/2020	0.000	1.278	0.543
6/5/2020	0.000	0.000	0.543
6/6/2020	0.000	0.854	0.000
6/7/2020	0.000	1.180	0.496
6/8/2020	0.000	1.191	0.490
6/9/2020	0.000	1.151	0.000
6/10/2020	0.000	1.091	0.532
6/11/2020	0.219	0.416	0.000
6/12/2020	0.344	0.733	0.000
6/13/2020	0.343	0.490	0.459
6/14/2020	0.314	1.145	0.448
6/15/2020	0.344	1.118	0.470
6/16/2020	0.344	1.004	0.463
6/17/2020	0.094	1.086	0.500
6/18/2020	0.281	1.156	0.000
6/19/2020	0.324	0.828	0.000
6/20/2020	0.332	0.000	0.000
6/21/2020	0.344	1.047	0.488
6/22/2020	0.344	0.974	0.465
6/23/2020	0.344	1.039	0.461
6/24/2020	0.344	0.457	0.461
6/25/2020	0.313	0.909	0.461
6/26/2020	0.344	0.830	0.538
6/27/2020	0.313	0.000	0.324
6/28/2020	0.344	0.996	0.462
6/29/2020	0.344	0.755	0.445
6/30/2020	0.313	1.139	0.457
7/1/2020	0.344	0.926	0.000
7/2/2020	0.313	0.395	0.000
7/3/2020	0.344	0.000	0.000

7/4/2020	0.344	0.000	0.000
7/5/2020	0.313	1.103	0.494
7/6/2020	0.344	0.849	0.000
7/7/2020	0.344	0.955	0.000
7/8/2020	0.343	0.000	0.461
7/9/2020	0.314	0.000	0.460
7/10/2020	0.344	1.495	0.432
7/11/2020	0.313	0.000	0.488
7/12/2020	0.344	0.000	0.461
7/13/2020	0.344	0.000	0.452
7/14/2020	0.313	0.111	0.950
7/15/2020	0.344	0.000	0.469
7/16/2020	0.313	0.416	0.127
7/17/2020	0.344	0.061	0.123
7/18/2020	0.313	0.000	0.000
7/19/2020	0.344	0.063	0.439
7/20/2020	0.313	0.980	0.483
7/21/2020	0.344	0.287	0.481
7/22/2020	0.313	0.000	0.498
7/23/2020	0.344	0.000	0.498
7/24/2020	0.313	0.000	0.000
7/25/2020	0.344	0.717	0.000
7/26/2020	0.313	0.831	0.440
7/27/2020	0.344	0.946	0.487
7/28/2020	0.343	0.912	0.480
7/29/2020	0.313	0.000	0.480
7/30/2020	0.344	0.885	0.480
7/31/2020	0.313	0.000	0.480
8/1/2020	0.343	0.000	0.480
8/2/2020	0.314	0.076	0.480
8/3/2020	0.313	0.876	0.481
8/4/2020	0.344	0.000	0.459
8/5/2020	0.313	0.000	0.459
8/6/2020	0.344	0.000	0.459
8/7/2020	0.313	0.000	0.459
8/8/2020	0.342	0.000	0.459
8/9/2020	0.314	0.278	0.459
8/10/2020	0.344	0.000	0.459
8/11/2020	0.313	1.010	0.467
8/12/2020	0.344	0.855	0.355
8/13/2020	0.343	0.514	0.441
8/14/2020	0.313	0.584	0.134
8/15/2020	0.344	0.000	0.000
8/16/2020	0.313	0.097	0.417
8/17/2020	0.344	0.074	0.475
8/18/2020	0.313	0.593	0.468
8/19/2020	0.344	0.572	0.478
8/20/2020	0.188	0.069	0.483
8/21/2020	0.094	0.568	0.147
8/22/2020	0.000	0.000	0.000
8/23/2020	0.000	0.059	0.000
8/24/2020	0.000	1.134	0.485
8/25/2020	0.000	0.996	0.492
8/26/2020	0.000	0.948	0.000
8/27/2020	0.000	0.889	0.476

8/28/2020	0.000	1.047	0.000
8/29/2020	0.000	0.000	0.000
8/30/2020	0.000	0.791	0.493
8/31/2020	0.000	1.175	0.489
9/1/2020	0.000	1.142	0.481
9/2/2020	0.000	0.997	0.504
9/3/2020	0.000	0.000	0.351
9/4/2020	0.000	0.085	0.485
9/5/2020	0.000	0.125	0.485
9/6/2020	0.000	0.515	0.040
9/7/2020	0.000	0.988	0.000
9/8/2020	0.000	1.091	0.478
9/9/2020	0.000	1.030	0.487
9/10/2020	0.000	1.124	0.000
9/11/2020	0.000	0.601	0.000
9/12/2020	0.000	0.000	0.000
9/13/2020	0.000	0.695	0.350
9/14/2020	0.000	1.135	0.502
9/15/2020	0.000	1.153	0.485
9/16/2020	0.000	0.718	0.485
9/17/2020	0.000	0.954	0.497
9/18/2020	0.000	0.999	0.522
9/19/2020	0.000	0.000	0.000
9/20/2020	0.000	0.221	0.445
9/21/2020	0.000	1.249	0.494
9/22/2020	0.000	1.175	0.510
9/23/2020	0.000	1.142	0.135
9/24/2020	0.000	1.132	0.000
9/25/2020	0.156	0.411	0.000
9/26/2020	0.250	0.104	0.000
9/27/2020	0.250	1.109	0.455
9/28/2020	0.219	0.546	0.492
9/29/2020	0.250	1.138	0.504
9/30/2020	0.250	0.207	0.501
10/1/2020	0.250	0.166	0.080
10/2/2020	0.219	0.058	0.000
10/3/2020	0.250	0.000	0.000
10/4/2020	0.188	0.131	0.497
10/5/2020	0.188	1.116	0.493
10/6/2020	0.188	1.106	0.496
10/7/2020	0.000	1.191	0.000
10/8/2020	0.000	0.000	0.000
10/9/2020	0.000	0.867	0.000
10/10/2020	0.000	0.071	0.000
10/11/2020	0.000	1.137	0.412
10/12/2020	0.000	0.696	0.489
10/13/2020	0.156	1.214	0.508
10/14/2020	0.219	0.917	0.493
10/15/2020	0.250	0.873	0.467
10/16/2020	0.250	0.939	0.540
10/17/2020	0.250	0.781	0.433
10/18/2020	0.219	1.082	0.000
10/19/2020	0.250	0.789	0.000
10/20/2020	0.281	0.612	0.000
10/21/2020	0.094	1.104	0.498

10/22/2020	0.000	0.789	0.498
10/23/2020	0.000	0.000	0.004
10/24/2020	0.000	0.000	0.000
10/25/2020	0.000	1.186	0.000
10/26/2020	0.000	1.167	0.000
10/27/2020	0.000	0.130	0.000
10/28/2020	0.188	0.136	0.157
10/29/2020	0.344	0.000	0.000
10/30/2020	0.344	0.984	0.510
10/31/2020	0.125	0.873	0.578
11/1/2020	0.000	0.862	0.061
11/2/2020	0.000	1.201	0.000
11/3/2020	0.000	0.979	0.000
11/4/2020	0.063	1.192	0.000
11/5/2020	0.250	0.879	0.426
11/6/2020	0.344	0.603	0.101
11/7/2020	0.344	0.429	0.000
11/8/2020	0.344	1.286	0.000
11/9/2020	0.344	1.272	0.000
11/10/2020	0.313	0.920	0.000
11/11/2020	0.344	0.794	0.000
11/12/2020	0.344	0.000	0.491
11/13/2020	0.328	0.000	0.000
11/14/2020	0.328	0.000	0.000
11/15/2020	0.344	1.158	0.363
11/16/2020	0.313	1.043	0.486
11/17/2020	0.344	1.029	0.010
11/18/2020	0.344	0.946	0.000
11/19/2020	0.313	0.696	0.000
11/20/2020	0.344	0.000	0.000
11/21/2020	0.344	0.923	0.477
11/22/2020	0.344	0.986	0.080
11/23/2020	0.313	1.122	0.075
11/24/2020	0.344	0.000	0.000
11/25/2020	0.344	1.050	0.000
11/26/2020	0.333	0.000	0.000
11/27/2020	0.323	0.000	0.143
11/28/2020	0.344	0.019	0.493
11/29/2020	0.313	0.937	0.478
11/30/2020	0.344	0.972	0.392
12/1/2020	0.344	0.000	0.000
12/2/2020	0.313	0.051	0.000
12/3/2020	0.344	0.448	0.000
12/4/2020	0.031	0.616	0.095
12/5/2020	0.000	0.072	0.149
12/6/2020	0.000	0.581	0.000
12/7/2020	0.000	0.985	0.000
12/8/2020	0.000	0.646	0.000
12/9/2020	0.000	0.775	0.000
12/10/2020	0.000	0.086	0.000
12/11/2020	0.000	0.000	0.000
12/12/2020	0.000	0.000	0.000
12/13/2020	0.000	0.000	0.000
12/14/2020	0.000	0.819	0.000
12/15/2020	0.000	0.000	0.182

12/16/2020	0.313	0.452	0.136
12/17/2020	0.344	0.075	0.159
12/18/2020	0.313	0.386	0.143
12/19/2020	0.344	0.575	0.092
12/20/2020	0.313	0.883	0.000
12/21/2020	0.344	0.575	0.000
12/22/2020	0.313	0.000	0.000
12/23/2020	0.338	0.523	0.000
12/24/2020	0.318	0.000	0.000
12/25/2020	0.313	0.000	0.000
12/26/2020	0.063	0.108	0.488
12/27/2020	0.313	0.000	0.490
12/28/2020	0.313	0.648	0.000
12/29/2020	0.344	0.000	0.000
12/30/2020	0.344	0.496	0.000
12/31/2020	0.313	0.000	0.000
1/1/2021	0.500	0.000	0.000
1/2/2021	0.313	0.659	0.000
1/3/2021	0.313	0.114	0.000
1/4/2021	0.031	0.000	0.000
1/5/2021	0.156	0.000	0.476
1/6/2021	0.344	0.437	0.000
1/7/2021	0.344	0.000	0.000
1/8/2021	0.313	0.097	0.000
1/9/2021	0.344	0.102	0.104
1/10/2021	0.313	0.908	0.000
1/11/2021	0.313	0.569	0.000
1/12/2021	0.344	0.719	0.000
1/13/2021	0.344	0.098	0.000
1/14/2021	0.313	0.609	0.122
1/15/2021	0.344	0.079	0.000
1/16/2021	0.313	0.373	0.988
1/17/2021	0.343	0.000	0.000
1/18/2021	0.313	0.738	0.000
1/19/2021	0.313	0.000	0.000
1/20/2021	0.313	0.059	0.000
1/21/2021	0.344	0.130	0.000
1/22/2021	0.313	0.000	0.000
1/23/2021	0.313	0.000	0.000
1/24/2021	0.313	0.000	0.000
1/25/2021	0.313	0.000	0.000
1/26/2021	0.344	0.000	0.000
1/27/2021	0.313	0.000	0.000
1/28/2021	0.313	0.000	0.139
1/29/2021	0.313	0.000	0.109
1/30/2021	0.313	0.000	0.000
1/31/2021	0.313	0.000	0.498
2/1/2021	0.313	0.000	0.126
2/2/2021	0.313	0.823	0.000
2/3/2021	0.313	0.812	0.000
2/4/2021	0.313	0.073	0.000
2/5/2021	0.313	0.000	0.000
2/6/2021	0.313	0.000	0.000
2/7/2021	0.313	1.092	0.000
2/8/2021	0.313	0.725	0.000

2/9/2021	0.313	0.060	0.000
2/10/2021	0.313	0.772	0.459
2/11/2021	0.313	0.483	0.446
2/12/2021	0.313	0.099	0.000
2/13/2021	0.313	0.062	0.000
2/14/2021	0.188	0.828	0.000
2/15/2021	0.000	0.000	0.000
2/16/2021	0.000	0.577	0.000
2/17/2021	0.219	0.773	0.000
2/18/2021	0.094	0.000	0.000
2/19/2021	0.250	0.000	0.000
2/20/2021	0.313	0.000	0.000
2/21/2021	0.344	0.954	0.000
2/22/2021	0.313	0.855	0.144
2/23/2021	0.344	0.945	0.178
2/24/2021	0.313	0.768	0.047
2/25/2021	0.313	0.000	0.226
2/26/2021	0.344	0.919	0.000
2/27/2021	0.313	0.087	0.000
2/28/2021	0.313	0.812	0.000
3/1/2021	0.313	0.813	0.000
3/2/2021	0.313	0.734	0.000
3/3/2021	0.344	0.812	0.000
3/4/2021	0.313	0.783	0.000
3/5/2021	0.313	1.058	0.135
3/6/2021	0.313	0.881	0.000
3/7/2021	0.313	0.795	0.236
3/8/2021	0.322	0.850	0.157
3/9/2021	0.304	0.550	0.000
3/10/2021	0.313	0.379	0.000
3/11/2021	0.331	1.181	0.000
3/12/2021	0.326	0.000	0.000
3/13/2021	0.313	0.000	0.000
3/14/2021	0.313	0.000	0.000
3/15/2021	0.313	0.860	0.000
3/16/2021	0.344	0.866	0.000
3/17/2021	0.313	0.715	0.000
3/18/2021	0.344	0.808	0.000
3/19/2021	0.313	0.783	0.000
3/20/2021	0.313	0.592	0.000
3/21/2021	0.325	0.849	0.000
3/22/2021	0.332	0.909	0.160
3/23/2021	0.313	0.657	0.160
3/24/2021	0.313	1.091	0.000
3/25/2021	0.344	1.051	0.000
3/26/2021	0.313	0.900	0.000
3/27/2021	0.313	0.473	0.000
3/28/2021	0.343	0.106	0.160
3/29/2021	0.313	0.125	0.160
3/30/2021	0.313	0.141	0.160
3/31/2021	0.313	1.025	0.000
4/1/2021	0.313	0.909	0.314
4/2/2021	0.313	1.215	0.000
4/3/2021	0.313	0.504	0.000
4/4/2021	0.313	0.905	0.000

4/5/2021	0.313	1.029	0.516
4/6/2021	0.313	1.147	0.000
4/7/2021	0.313	1.185	0.000
4/8/2021	0.313	1.116	0.193
4/9/2021	0.313	1.093	0.193
4/10/2021	0.313	0.879	0.000
4/11/2021	0.313	1.010	0.154
4/12/2021	0.313	1.136	0.166
4/13/2021	0.313	1.229	0.000
4/14/2021	0.313	1.101	0.132
4/15/2021	0.281	1.375	0.349
4/16/2021	0.313	1.145	0.091
4/17/2021	0.313	1.067	0.000
4/18/2021	0.299	0.864	0.000
4/19/2021	0.294	1.270	0.000
4/20/2021	0.313	1.217	0.000
4/21/2021	0.281	1.249	0.000
4/22/2021	0.313	1.046	0.179
4/23/2021	0.281	1.141	0.000
4/24/2021	0.313	1.227	0.296
4/25/2021	0.250	1.114	0.000
4/26/2021	0.000	1.111	0.000
4/27/2021	0.000	1.304	0.000
4/28/2021	0.219	1.257	0.000
4/29/2021	0.344	0.853	0.497
4/30/2021	0.313	1.372	0.000
5/1/2021	0.313	1.110	0.000
5/2/2021	0.344	1.162	0.185
5/3/2021	0.313	0.899	0.504
5/4/2021	0.313	1.311	0.537
5/5/2021	0.344	1.365	0.000
5/6/2021	0.313	1.087	0.000
5/7/2021	0.313	1.219	0.000
5/8/2021	0.219	0.052	0.000
5/9/2021	0.000	1.000	0.433
5/10/2021	0.188	0.137	0.098
5/11/2021	0.313	0.000	0.453
5/12/2021	0.344	0.000	0.484
5/13/2021	0.344	0.132	0.154
5/14/2021	0.313	0.162	0.000
5/15/2021	0.313	0.000	0.000
5/16/2021	0.344	0.000	0.000
5/17/2021	0.313	0.000	0.430
5/18/2021	0.313	0.000	0.455
5/19/2021	0.313	0.352	0.452
5/20/2021	0.313	0.092	0.478
5/21/2021	0.313	0.003	0.412
5/22/2021	0.313	0.000	0.451
5/23/2021	0.344	0.115	0.446
5/24/2021	0.307	0.925	0.432
5/25/2021	0.349	0.767	0.443
5/26/2021	0.313	1.132	0.443
5/27/2021	0.313	0.834	0.430
5/28/2021	0.313	0.908	0.000
5/29/2021	0.313	0.917	0.482

5/30/2021	0.313	0.904	0.463
5/31/2021	0.313	0.584	0.486
6/1/2021	0.313	1.052	0.458
6/2/2021	0.313	1.136	0.489
6/3/2021	0.313	0.766	0.421
6/4/2021	0.313	1.009	0.476
6/5/2021	0.287	0.917	0.443
6/6/2021	0.338	0.923	0.453
6/7/2021	0.313	1.044	0.449
6/8/2021	0.313	0.957	0.495
6/9/2021	0.313	0.924	0.495
6/10/2021	0.313	1.040	0.356
6/11/2021	0.313	0.731	0.445
6/12/2021	0.313	0.738	0.453
6/13/2021	0.344	1.061	0.463
6/14/2021	0.313	0.838	0.454
6/15/2021	0.313	1.104	0.000
6/16/2021	0.313	0.613	0.433
6/17/2021	0.313	0.888	0.000
6/18/2021	0.313	1.301	0.000
6/19/2021	0.344	1.092	0.468
6/20/2021	0.313	0.649	0.481
6/21/2021	0.344	0.794	0.458
6/22/2021	0.313	1.045	0.458
6/23/2021	0.125	1.011	0.499
6/24/2021	0.000	0.648	0.630
6/25/2021	0.000	0.919	0.331
6/26/2021	0.000	1.006	0.474
6/27/2021	0.000	1.038	0.477
6/28/2021	0.000	1.077	0.487
6/29/2021	0.250	0.919	0.457
6/30/2021	0.313	1.042	0.162
7/1/2021	0.344	0.691	0.000
7/2/2021	0.313	0.693	0.000
7/3/2021	0.156	0.000	0.000
7/4/2021	0.000	0.877	0.350
7/5/2021	0.000	0.529	0.540
7/6/2021	0.000	0.986	0.436
7/7/2021	0.000	1.067	0.506
7/8/2021	0.000	1.110	0.489
7/9/2021	0.000	1.036	0.451
7/10/2021	0.000	1.058	0.159
7/11/2021	0.000	0.950	0.173
7/12/2021	0.000	0.897	0.374
7/13/2021	0.000	0.992	0.155
7/14/2021	0.000	1.225	0.000
7/15/2021	0.000	0.626	0.000
7/16/2021	0.000	1.202	0.179
7/17/2021	0.000	0.953	0.000
7/18/2021	0.000	0.905	0.000
7/19/2021	0.000	0.765	0.418
7/20/2021	0.000	0.868	0.478
7/21/2021	0.000	1.118	0.155
7/22/2021	0.000	1.363	0.000
7/23/2021	0.000	1.036	0.000

7/24/2021	0.000	0.000	0.000
7/25/2021	0.000	0.000	0.000
7/26/2021	0.000	0.964	0.000
7/27/2021	0.000	0.879	0.000
7/28/2021	0.000	0.888	0.011
7/29/2021	0.000	0.911	0.000
7/30/2021	0.000	0.932	0.000
7/31/2021	0.000	0.914	0.000
8/1/2021	0.000	1.148	0.000
8/2/2021	0.000	1.117	0.388
8/3/2021	0.031	1.153	0.469
8/4/2021	0.000	1.113	0.000
8/5/2021	0.219	0.819	0.518
8/6/2021	0.313	0.977	0.437
8/7/2021	0.327	0.859	0.454
8/8/2021	0.329	0.972	0.496
8/9/2021	0.313	1.102	0.151
8/10/2021	0.313	0.617	0.178
8/11/2021	0.313	0.956	0.131
8/12/2021	0.313	0.652	0.000
8/13/2021	0.313	0.896	0.000
8/14/2021	0.313	1.049	0.484
8/15/2021	0.313	0.792	0.482
8/16/2021	0.313	0.316	0.468
8/17/2021	0.313	0.574	0.000
8/18/2021	0.313	0.111	0.000
8/19/2021	0.375	0.096	0.000
8/20/2021	0.500	0.000	0.010
8/21/2021	0.531	0.216	0.453
8/22/2021	0.531	0.979	0.449
8/23/2021	0.531	0.952	0.000
8/24/2021	0.438	0.000	0.502
8/25/2021	0.531	0.000	0.461
8/26/2021	0.531	0.499	0.426
8/27/2021	0.555	0.000	0.000
8/28/2021	0.538	0.909	0.407
8/29/2021	0.375	1.092	0.445
8/30/2021	0.375	1.030	0.052
8/31/2021	0.344	1.029	0.000
9/1/2021	0.344	0.000	0.000
9/2/2021	0.344	0.823	0.435
9/3/2021	0.500	0.907	0.459
9/4/2021	0.531	0.808	0.461
9/5/2021	0.531	1.013	0.460
9/6/2021	0.531	0.000	0.454
9/7/2021	0.469	0.518	0.464
9/8/2021	0.313	0.000	0.000
9/9/2021	0.344	0.000	0.000
9/10/2021	0.469	0.270	0.000
9/11/2021	0.531	0.347	0.488
9/12/2021	0.531	0.611	0.461
9/13/2021	0.531	0.084	0.476
9/14/2021	0.563	0.000	0.415
9/15/2021	0.531	0.000	0.000
9/16/2021	0.563	0.000	0.481

9/17/2021	0.531	0.549	0.144
9/18/2021	0.563	0.960	0.000
9/19/2021	0.531	1.037	0.454
9/20/2021	0.531	0.978	0.450
9/21/2021	0.541	0.032	0.429
9/22/2021	0.553	1.202	0.461
9/23/2021	0.563	0.959	0.430
9/24/2021	0.563	1.115	0.000
9/25/2021	0.531	0.570	0.000
9/26/2021	0.563	1.042	0.000
9/27/2021	0.531	0.049	0.000
9/28/2021	0.531	0.050	0.000
9/29/2021	0.531	0.675	0.000
9/30/2021	0.531	0.624	0.000
10/1/2021	0.563	0.588	0.000
10/2/2021	0.531	0.000	0.463
10/3/2021	0.537	0.056	0.000
10/4/2021	0.556	0.713	0.431
10/5/2021	0.500	0.000	0.000
10/6/2021	0.531	0.000	0.000
10/7/2021	0.531	1.000	0.000
10/8/2021	0.531	0.867	0.000
10/9/2021	0.531	0.000	0.435
10/10/2021	0.531	0.990	0.000
10/11/2021	0.531	0.644	0.482
10/12/2021	0.531	0.000	0.000
10/13/2021	0.469	0.000	0.000
10/14/2021	0.563	0.000	0.000
10/15/2021	0.469	0.681	0.468
10/16/2021	0.375	0.000	0.000
10/17/2021	0.343	0.070	0.487
10/18/2021	0.438	0.542	0.478
10/19/2021	0.583	0.530	0.359
10/20/2021	0.511	1.094	0.000
10/21/2021	0.500	0.738	0.000
10/22/2021	0.563	0.763	0.385
10/23/2021	0.531	0.490	0.000
10/24/2021	0.500	0.075	0.000
10/25/2021	0.531	0.449	0.445
10/26/2021	0.531	0.527	0.000
10/27/2021	0.531	0.051	0.469
10/28/2021	0.506	0.523	0.358
10/29/2021	0.525	0.571	0.000
10/30/2021	0.531	0.469	0.000
10/31/2021	0.531	0.056	0.494
11/1/2021	0.499	0.680	0.415
11/2/2021	0.501	0.629	0.474
11/3/2021	0.531	0.000	0.432
11/4/2021	0.511	0.838	0.000
11/5/2021	0.519	0.910	0.000
11/6/2021	0.501	0.719	0.000
11/7/2021	0.531	1.058	0.000
11/8/2021	0.531	0.849	0.000
11/9/2021	0.531	0.599	0.463
11/10/2021	0.500	0.605	0.523

11/11/2021	0.313	0.496	0.000
11/12/2021	0.531	0.906	0.000
11/13/2021	0.500	0.260	0.000
11/14/2021	0.531	0.063	0.000
11/15/2021	0.500	0.000	0.467
11/16/2021	0.531	0.723	0.112
11/17/2021	0.512	0.610	0.000
11/18/2021	0.519	0.569	0.000
11/19/2021	0.531	0.000	0.000
11/20/2021	0.500	0.440	0.000
11/21/2021	0.531	0.046	0.478
11/22/2021	0.156	0.524	0.481
11/23/2021	0.000	0.744	0.000
11/24/2021	0.000	0.623	0.000
11/25/2021	0.000	0.000	0.000
11/26/2021	0.000	0.000	0.000
11/27/2021	0.000	0.483	0.000
11/28/2021	0.000	0.800	0.512
11/29/2021	0.000	0.880	0.490
11/30/2021	0.031	0.697	0.498
12/1/2021	0.031	0.777	0.000
12/2/2021	0.000	0.000	0.000
12/3/2021	0.000	0.845	0.000
12/4/2021	0.000	0.386	0.000
12/5/2021	0.000	0.573	0.000
12/6/2021	0.000	0.601	0.000
12/7/2021	0.000	0.760	0.000
12/8/2021	0.000	0.697	0.000
12/9/2021	0.000	0.760	0.000
12/10/2021	0.000	0.452	0.000
12/11/2021	0.000	0.000	0.000
12/12/2021	0.000	0.000	0.000
12/13/2021	0.000	0.870	0.149
12/14/2021	0.000	0.065	0.000
12/15/2021	0.000	0.529	0.000
12/16/2021	0.000	0.434	0.000
12/17/2021	0.000	0.550	0.095
12/18/2021	0.000	0.477	0.156
12/19/2021	0.000	0.000	0.155
12/20/2021	0.000	0.672	0.000
12/21/2021	0.000	0.862	0.000
12/22/2021	0.000	0.000	0.000
12/23/2021	0.094	0.674	0.000
12/24/2021	0.000	0.000	0.000
12/25/2021	0.000	0.010	0.000
12/26/2021	0.000	0.000	0.000
12/27/2021	0.281	0.378	0.000
12/28/2021	0.438	0.000	0.000
12/29/2021	0.500	0.000	0.000
12/30/2021	0.469	0.000	0.000
12/31/2021	0.531	0.000	0.000
1/1/2022	0.406	0.000	0.000
1/2/2022	0.000	0.000	0.140
1/3/2022	0.094	0.000	0.000
1/4/2022	0.313	0.000	0.436

1/5/2022	0.531	0.070	0.447
1/6/2022	0.438	0.184	0.000
1/7/2022	0.469	0.180	0.000
1/8/2022	0.531	0.000	0.000
1/9/2022	0.500	0.000	0.000
1/10/2022	0.500	0.250	0.447
1/11/2022	0.469	0.000	0.000
1/12/2022	0.500	0.000	0.014
1/13/2022	0.469	0.350	0.000
1/14/2022	0.500	0.491	0.000
1/15/2022	0.500	0.000	0.000
1/16/2022	0.500	0.000	0.000
1/17/2022	0.500	0.853	0.000
1/18/2022	0.469	0.000	0.000
1/19/2022	0.500	0.467	0.000
1/20/2022	0.469	0.585	0.437
1/21/2022	0.500	0.526	0.440
1/22/2022	0.469	0.698	0.440
1/23/2022	0.500	0.000	0.000
1/24/2022	0.469	0.519	0.000
1/25/2022	0.500	0.581	0.000
1/26/2022	0.500	0.648	0.000
1/27/2022	0.406	0.590	0.000
1/28/2022	0.438	0.576	0.000
1/29/2022	0.500	0.439	0.000
1/30/2022	0.438	0.000	0.000
1/31/2022	0.313	0.642	0.000
2/1/2022	0.313	0.403	0.429
2/2/2022	0.375	0.492	0.418
2/3/2022	0.469	0.000	0.000
2/4/2022	0.468	0.000	0.000
2/5/2022	0.469	0.000	0.000
2/6/2022	0.487	0.000	0.000
2/7/2022	0.451	0.612	0.000
2/8/2022	0.469	0.711	0.000
2/9/2022	0.500	0.676	0.476
2/10/2022	0.406	0.615	0.134
2/11/2022	0.469	0.726	0.000
2/12/2022	0.500	0.541	0.000
2/13/2022	0.500	0.059	0.000
2/14/2022	0.500	0.658	0.000
2/15/2022	0.500	0.616	0.494
2/16/2022	0.468	0.619	0.000
2/17/2022	0.469	0.624	0.000
2/18/2022	0.531	0.460	0.000
2/19/2022	0.469	0.600	0.000
2/20/2022	0.500	0.713	0.000
2/21/2022	0.500	0.607	0.000
2/22/2022	0.500	0.408	0.000
2/23/2022	0.500	0.000	0.000
2/24/2022	0.500	0.000	0.000
2/25/2022	0.500	0.317	0.000
2/26/2022	0.469	0.000	0.000
2/27/2022	0.481	0.344	0.000
2/28/2022	0.456	0.600	0.463

3/1/2022	0.500	0.819	0.424
3/2/2022	0.469	0.714	0.452
3/3/2022	0.500	0.903	0.000
3/4/2022	0.281	0.586	0.000
3/5/2022	0.000	0.000	0.000
3/6/2022	0.000	0.070	0.000
3/7/2022	0.000	0.909	0.143
3/8/2022	0.281	0.263	0.000
3/9/2022	0.500	0.433	0.000
3/10/2022	0.469	0.000	0.000
3/11/2022	0.281	0.647	0.000
3/12/2022	0.250	0.385	0.000
3/13/2022	0.469	0.658	0.000
3/14/2022	0.500	0.397	0.000
3/15/2022	0.469	0.584	0.000
3/16/2022	0.469	0.714	0.000
3/17/2022	0.500	0.687	0.000
3/18/2022	0.469	0.735	0.000
3/19/2022	0.438	0.487	0.000
3/20/2022	0.469	0.878	0.000
3/21/2022	0.469	0.609	0.000
3/22/2022	0.469	0.817	0.000
3/23/2022	0.500	0.654	0.315
3/24/2022	0.438	0.747	0.480
3/25/2022	0.469	0.756	0.000
3/26/2022	0.469	0.771	0.000
3/27/2022	0.438	0.825	0.000
3/28/2022	0.469	0.718	0.000
3/29/2022	0.438	0.822	0.000
3/30/2022	0.469	0.000	0.000
3/31/2022	0.438	0.750	0.000
4/1/2022	0.438	0.808	0.000
4/2/2022	0.469	0.491	0.000
4/3/2022	0.438	0.941	0.000
4/4/2022	0.469	0.904	0.000
4/5/2022	0.406	0.849	0.000
4/6/2022	0.375	1.012	0.000
4/7/2022	0.313	0.950	0.000
4/8/2022	0.313	1.034	0.000
4/9/2022	0.313	0.689	0.000
4/10/2022	0.313	0.772	0.000
4/11/2022	0.313	0.846	0.488
4/12/2022	0.313	0.789	0.458
4/13/2022	0.406	0.934	0.000
4/14/2022	0.469	0.828	0.000
4/15/2022	0.500	1.005	0.000
4/16/2022	0.500	0.753	0.000
4/17/2022	0.500	0.791	0.000
4/18/2022	0.438	0.915	0.000
4/19/2022	0.500	0.796	0.000
4/20/2022	0.438	1.206	0.000
4/21/2022	0.500	1.059	0.478
4/22/2022	0.469	0.927	0.124
4/23/2022	0.500	0.920	0.690
4/24/2022	0.469	0.739	0.469

4/25/2022	0.469	0.488	0.057
4/26/2022	0.500	1.028	0.000
4/27/2022	0.500	1.172	0.000
4/28/2022	0.449	1.296	0.000
4/29/2022	0.457	1.082	0.000
4/30/2022	0.500	0.840	0.000
5/1/2022	0.469	0.960	0.478
5/2/2022	0.531	0.954	0.449
5/3/2022	0.469	1.192	0.445
5/4/2022	0.531	1.302	0.467
5/5/2022	0.250	1.145	0.448
5/6/2022	0.000	0.837	0.538
5/7/2022	0.000	0.695	0.440
5/8/2022	0.000	1.168	0.455
5/9/2022	0.219	1.162	0.474
5/10/2022	0.313	1.100	0.445
5/11/2022	0.313	1.214	0.470
5/12/2022	0.281	1.235	0.480
5/13/2022	0.313	0.871	0.108
5/14/2022	0.344	0.534	0.000
5/15/2022	0.313	0.148	0.482
5/16/2022	0.313	0.947	0.371
5/17/2022	0.313	1.186	0.474
5/18/2022	0.313	1.094	0.471
5/19/2022	0.281	0.969	0.000
5/20/2022	0.313	1.141	0.000
5/21/2022	0.313	0.922	0.000
5/22/2022	0.312	0.144	0.312
5/23/2022	0.282	1.175	0.490
5/24/2022	0.188	0.854	0.582
5/25/2022	0.000	1.098	0.408
5/26/2022	0.000	1.296	0.393
5/27/2022	0.000	0.902	0.505
5/28/2022	0.000	0.584	0.000
5/29/2022	0.000	0.882	0.456
5/30/2022	0.000	0.861	0.004
5/31/2022	0.000	1.143	0.477
6/1/2022	0.000	1.003	0.466
6/2/2022	0.000	1.206	0.468
6/3/2022	0.000	0.849	0.470
6/4/2022	0.000	0.953	0.478
6/5/2022	0.000	0.647	0.470
6/6/2022	0.000	0.964	0.000
6/7/2022	0.000	0.689	0.000
6/8/2022	0.000	0.758	0.000
6/9/2022	0.000	1.001	0.501
6/10/2022	0.000	0.855	0.487
6/11/2022	0.000	0.719	0.476
6/12/2022	0.000	1.066	0.472
6/13/2022	0.000	1.364	0.463
6/14/2022	0.000	1.001	0.172
6/15/2022	0.000	0.000	0.521
6/16/2022	0.000	0.740	0.391
6/17/2022	0.000	1.046	0.009
6/18/2022	0.000	0.802	0.000

6/19/2022	0.000	1.079	0.476
6/20/2022	0.000	1.067	0.468
6/21/2022	0.000	1.151	0.485
6/22/2022	0.000	0.000	0.457
6/23/2022	0.000	1.704	0.166
6/24/2022	0.000	0.613	0.000
6/25/2022	0.000	1.208	0.000
6/26/2022	0.000	1.098	0.000
6/27/2022	0.000	1.012	0.394
6/28/2022	0.000	1.072	0.457
6/29/2022	0.000	0.658	0.000
6/30/2022	0.000	0.923	0.936
7/1/2022	0.000	1.047	0.505
7/2/2022	0.000	0.617	0.386
7/3/2022	0.000	1.038	0.458
7/4/2022	0.000	1.000	0.450
7/5/2022	0.000	0.963	0.140
7/6/2022	0.000	0.653	0.000
7/7/2022	0.000	1.268	0.000
7/8/2022	0.000	1.245	0.357
7/9/2022	0.000	0.736	0.447
7/10/2022	0.000	1.114	0.450
7/11/2022	0.000	0.746	0.823
7/12/2022	0.000	1.070	0.316
7/13/2022	0.000	1.153	0.332
7/14/2022	0.000	0.875	0.078
7/15/2022	0.000	0.528	0.515
7/16/2022	0.000	0.711	0.448
7/17/2022	0.000	0.740	0.479
7/18/2022	0.000	0.943	0.437
7/19/2022	0.000	1.008	0.510
7/20/2022	0.000	0.891	0.290
7/21/2022	0.000	0.252	0.000
7/22/2022	0.000	0.570	0.000
7/23/2022	0.000	0.000	0.000
7/24/2022	0.000	0.000	0.000
7/25/2022	0.000	0.000	0.000
7/26/2022	0.000	0.000	0.000
7/27/2022	0.000	0.000	0.000
7/28/2022	0.000	0.000	0.000
7/29/2022	0.000	0.000	0.000
7/30/2022	0.000	0.540	0.000
7/31/2022	0.000	0.838	0.000
8/1/2022	0.000	0.991	0.437
8/2/2022	0.000	1.081	0.442
8/3/2022	0.063	1.023	0.149
8/4/2022	0.063	0.634	0.000
8/5/2022	0.250	0.861	0.000
8/6/2022	0.313	0.505	0.000
8/7/2022	0.344	0.948	0.461
8/8/2022	0.281	0.886	0.450
8/9/2022	0.250	0.815	0.437
8/10/2022	0.344	0.542	0.427
8/11/2022	0.313	0.000	0.000
8/12/2022	0.344	0.814	0.000

8/13/2022	0.313	0.738	0.000
8/14/2022	0.344	0.648	0.000
8/15/2022	0.313	0.792	0.453
8/16/2022	0.313	1.047	0.454
8/17/2022	0.344	1.091	0.138
8/18/2022	0.313	0.839	0.000
8/19/2022	0.344	0.790	0.000
8/20/2022	0.344	0.655	0.469
8/21/2022	0.313	0.476	0.464
8/22/2022	0.344	0.813	0.465
8/23/2022	0.344	0.872	0.000
8/24/2022	0.313	1.002	0.000
8/25/2022	0.340	0.873	0.112
8/26/2022	0.316	0.676	0.000
8/27/2022	0.344	0.736	0.000
8/28/2022	0.344	0.838	0.462
8/29/2022	0.313	0.693	0.446
8/30/2022	0.344	0.042	0.451
8/31/2022	0.344	0.058	0.435
9/1/2022	0.156	0.269	0.472
9/2/2022	0.188	1.186	0.472
9/3/2022	0.344	1.187	0.441
9/4/2022	0.344	0.110	0.455
9/5/2022	0.313	0.751	0.446
9/6/2022	0.344	0.621	0.411
9/7/2022	0.344	0.000	0.421
9/8/2022	0.340	0.160	0.409
9/9/2022	0.316	0.000	0.010
9/10/2022	0.344	0.100	0.000
9/11/2022	0.344	1.095	0.000
9/12/2022	0.313	0.208	0.000
9/13/2022	0.219	0.089	0.000
9/14/2022	0.000	0.580	0.373
9/15/2022	0.000	0.943	0.475
9/16/2022	0.000	0.932	0.498
9/17/2022	0.000	0.000	0.000
9/18/2022	0.000	1.083	0.000
9/19/2022	0.000	1.113	0.369
9/20/2022	0.094	0.890	0.459
9/21/2022	0.156	0.844	0.455
9/22/2022	0.063	0.415	0.117
9/23/2022	0.094	0.890	0.000
9/24/2022	0.156	0.000	0.000
9/25/2022	0.188	0.999	0.000
9/26/2022	0.156	0.944	0.463
9/27/2022	0.156	0.961	0.453
9/28/2022	0.156	0.910	0.475
9/29/2022	0.156	0.200	0.169
9/30/2022	0.156	0.780	0.000
10/1/2022	0.188	0.959	0.000
10/2/2022	0.156	0.000	0.474
10/3/2022	0.156	0.584	0.144
10/4/2022	0.156	0.000	0.000
10/5/2022	0.156	0.951	0.000
10/6/2022	0.250	0.847	0.436

10/7/2022	0.344	0.100	0.470
10/8/2022	0.344	0.000	0.454
10/9/2022	0.344	0.000	0.133
10/10/2022	0.156	0.984	0.000
10/11/2022	0.156	0.858	0.000
10/12/2022	0.156	0.742	0.000
10/13/2022	0.156	0.144	0.344
10/14/2022	0.156	1.045	0.162
10/15/2022	0.156	0.111	0.000
10/16/2022	0.156	0.000	0.000
10/17/2022	0.156	0.784	0.000
10/18/2022	0.156	0.947	0.346
10/19/2022	0.156	0.886	0.491
10/20/2022	0.156	0.731	0.481
10/21/2022	0.125	0.807	0.420
10/22/2022	0.156	0.654	0.135
10/23/2022	0.156	1.067	0.000
10/24/2022	0.281	0.621	0.000
10/25/2022	0.344	0.000	0.000
10/26/2022	0.313	0.482	0.000
10/27/2022	0.313	0.728	0.000
10/28/2022	0.313	0.753	0.465
10/29/2022	0.313	0.000	0.465
10/30/2022	0.344	0.000	0.170
10/31/2022	0.313	0.503	0.000
11/1/2022	0.313	0.811	0.000
11/2/2022	0.313	0.604	0.000
11/3/2022	0.313	0.000	0.000
11/4/2022	0.344	0.000	0.000
11/5/2022	0.313	1.025	0.000
11/6/2022	0.313	0.911	0.000
11/7/2022	0.344	0.977	0.000
11/8/2022	0.344	0.689	0.000
11/9/2022	0.313	0.000	0.300
11/10/2022	0.344	0.371	0.425
11/11/2022	0.344	0.000	0.425
11/12/2022	0.344	0.629	0.425
11/13/2022	0.344	0.572	0.160
11/14/2022	0.344	0.511	0.000
11/15/2022	0.279	0.000	0.000
11/16/2022	0.315	0.578	0.000
11/17/2022	0.344	0.363	0.000
11/18/2022	0.344	0.574	0.000
11/19/2022	0.344	0.000	0.000
11/20/2022	0.344	0.000	0.000
11/21/2022	0.313	0.389	0.000
11/22/2022	0.344	0.772	0.400
11/23/2022	0.344	0.531	0.425
11/24/2022	0.344	0.000	0.425
11/25/2022	0.313	0.454	0.250
11/26/2022	0.344	0.644	0.000
11/27/2022	0.344	0.088	0.000
11/28/2022	0.313	0.521	0.000
11/29/2022	0.344	0.490	0.000
11/30/2022	0.344	0.000	0.000

12/1/2022	0.313	0.677	0.000
12/2/2022	0.344	0.771	0.000
12/3/2022	0.344	0.100	0.000
12/4/2022	0.313	0.000	0.000
12/5/2022	0.344	0.000	0.300
12/6/2022	0.313	0.892	0.450
12/7/2022	0.344	0.091	0.450
12/8/2022	0.344	0.526	0.000
12/9/2022	0.344	0.563	0.000
12/10/2022	0.344	0.000	0.000
12/11/2022	0.344	0.122	0.000
12/12/2022	0.313	0.000	0.000
12/13/2022	0.344	0.000	0.000
12/14/2022	0.344	0.000	0.000
12/15/2022	0.313	0.000	0.300
12/16/2022	0.344	0.198	0.000
12/17/2022	0.344	0.046	0.000
12/18/2022	0.313	0.000	0.000
12/19/2022	0.344	0.296	0.000
12/20/2022	0.327	0.587	0.000
12/21/2022	0.330	0.240	0.000
12/22/2022	0.344	0.300	0.000
12/23/2022	0.344	0.603	0.300
12/24/2022	0.344	0.000	0.150
12/25/2022	0.313	0.795	0.000
12/26/2022	0.344	0.085	0.000
12/27/2022	0.344	0.509	0.000
12/28/2022	0.313	0.084	0.000
12/29/2022	0.344	0.000	0.000
12/30/2022	0.344	0.526	0.000
12/31/2022	0.313	0.000	0.000
1/1/2023	0.344	0.000	0.000
1/2/2023	0.344	0.000	0.000
1/3/2023	0.313	0.000	0.000
1/4/2023	0.344	0.000	0.000
1/5/2023	0.351	0.000	0.000
1/6/2023	0.306	0.578	0.000
1/7/2023	0.344	0.353	0.000
1/8/2023	0.313	0.000	0.000
1/9/2023	0.344	0.074	0.000
1/10/2023	0.313	0.797	0.000
1/11/2023	0.313	0.654	0.000
1/12/2023	0.313	0.545	0.000
1/13/2023	0.343	0.525	0.000
1/14/2023	0.313	0.000	0.000
1/15/2023	0.313	0.000	0.000
1/16/2023	0.313	0.000	0.000
1/17/2023	0.313	0.000	0.000
1/18/2023	0.313	0.314	0.000
1/19/2023	0.313	0.314	0.000
1/20/2023	0.313	0.000	0.000
1/21/2023	0.313	0.000	0.000
1/22/2023	0.313	0.000	0.000
1/23/2023	0.313	0.000	0.000
1/24/2023	0.281	0.000	0.000

1/25/2023	0.188	0.284	0.000
1/26/2023	0.344	0.368	0.000
1/27/2023	0.313	0.575	0.000
1/28/2023	0.313	0.622	0.000
1/29/2023	0.313	0.000	0.000
1/30/2023	0.313	0.427	0.000
1/31/2023	0.313	0.809	0.000
2/1/2023	0.313	1.329	0.450
2/2/2023	0.313	1.229	0.450
2/3/2023	0.313	0.087	0.000
2/4/2023	0.313	0.105	0.000
2/5/2023	0.313	0.000	0.000
2/6/2023	0.344	0.525	0.124
2/7/2023	0.313	0.543	0.000
2/8/2023	0.344	0.000	0.000
2/9/2023	0.344	0.329	0.373
2/10/2023	0.313	0.048	0.000
2/11/2023	0.313	0.449	0.000
2/12/2023	0.313	0.092	0.000
2/13/2023	0.313	0.092	0.000
2/14/2023	0.313	0.634	0.000
2/15/2023	0.376	0.000	0.430
2/16/2023	0.468	0.000	0.409
2/17/2023	0.469	0.282	0.000
2/18/2023	0.469	0.930	0.000
2/19/2023	0.469	0.000	0.000
2/20/2023	0.500	0.964	0.000
2/21/2023	0.485	0.853	0.000
2/22/2023	0.480	0.132	0.000
2/23/2023	0.473	0.761	0.000
2/24/2023	0.500	0.868	0.000
2/25/2023	0.500	0.059	0.000
2/26/2023	0.500	0.000	0.000
2/27/2023	0.500	0.515	0.000
2/28/2023	0.500	0.510	0.000
3/1/2023	0.500	0.708	0.000
3/2/2023	0.313	0.000	0.000
3/3/2023	0.438	0.701	0.000
3/4/2023	0.500	0.003	0.000
3/5/2023	0.469	0.000	0.000
3/6/2023	0.459	0.794	0.000
3/7/2023	0.541	0.853	0.000
3/8/2023	0.469	0.791	0.000
3/9/2023	0.438	0.876	0.450
3/10/2023	0.438	0.880	0.450
3/11/2023	0.500	0.000	0.143
3/12/2023	0.438	0.845	0.000
3/13/2023	0.531	1.005	0.000
3/14/2023	0.487	0.900	0.000
3/15/2023	0.451	0.646	0.000
3/16/2023	0.500	0.769	0.000
3/17/2023	0.500	0.731	0.000
3/18/2023	0.497	0.962	0.000
3/19/2023	0.472	0.000	0.000
3/20/2023	0.500	0.788	0.000

3/21/2023	0.498	0.000	0.000
3/22/2023	0.470	0.607	0.000
3/23/2023	0.500	1.052	0.000
3/24/2023	0.469	0.660	0.000
3/25/2023	0.500	0.963	0.000
3/26/2023	0.500	1.035	0.000
3/27/2023	0.469	0.825	0.000
3/28/2023	0.500	0.649	0.000
3/29/2023	0.469	1.061	0.000
3/30/2023	0.500	0.719	0.000
3/31/2023	0.469	1.013	0.000
4/1/2023	0.469	1.027	0.000
4/2/2023	0.469	0.921	0.000
4/3/2023	0.438	0.897	0.000
4/4/2023	0.454	0.814	0.000
4/5/2023	0.453	0.595	0.000
4/6/2023	0.344	0.889	0.000
4/7/2023	0.313	0.938	0.000
4/8/2023	0.521	0.095	0.000
4/9/2023	0.478	0.000	0.000
4/10/2023	0.500	1.014	0.475
4/11/2023	0.438	0.843	0.000
4/12/2023	0.469	0.927	0.000
4/13/2023	0.474	0.848	0.000
4/14/2023	0.495	0.895	0.000
4/15/2023	0.469	0.967	0.000
4/16/2023	0.375	1.065	0.000
4/17/2023	0.406	0.769	0.475
4/18/2023	0.469	0.828	0.475
4/19/2023	0.469	1.024	0.475
4/20/2023	0.438	0.858	0.450
4/21/2023	0.469	0.970	0.460
4/22/2023	0.469	1.009	0.000
4/23/2023	0.438	1.076	0.000
4/24/2023	0.469	0.933	0.000
4/25/2023	0.469	0.597	0.290
4/26/2023	0.469	0.795	0.460
4/27/2023	0.438	0.923	0.450
4/28/2023	0.438	0.940	0.460
4/29/2023	0.469	0.995	0.200
4/30/2023	0.469	0.512	0.000
5/1/2023	0.469	0.858	0.000
5/2/2023	0.437	0.929	0.200
5/3/2023	0.438	0.838	0.475
5/4/2023	0.469	1.127	0.400
5/5/2023	0.469	1.136	0.000
5/6/2023	0.500	0.987	0.000
5/7/2023	0.469	0.784	0.000
5/8/2023	0.469	0.849	0.000
5/9/2023	0.469	1.021	0.000
5/10/2023	0.500	0.581	0.000
5/11/2023	0.469	0.898	0.000
5/12/2023	0.408	0.964	0.000
5/13/2023	0.499	0.000	0.000
5/14/2023	0.500	0.968	0.450

5/15/2023	0.469	1.027	0.450
5/16/2023	0.438	0.000	0.450
5/17/2023	0.469	0.000	0.450
5/18/2023	0.500	0.000	0.200
5/19/2023	0.250	0.309	0.000
5/20/2023	0.000	0.000	0.000
5/21/2023	0.000	0.866	0.200
5/22/2023	0.000	0.917	0.450
5/23/2023	0.000	0.696	0.250
5/24/2023	0.000	0.716	0.000
5/25/2023	0.000	0.521	0.000
5/26/2023	0.000	0.929	0.000
5/27/2023	0.000	1.021	0.000
5/28/2023	0.000	0.941	0.450
5/29/2023	0.000	1.022	0.450
5/30/2023	0.000	0.900	0.450
5/31/2023	0.000	0.943	0.450
6/1/2023	0.000	0.539	0.450
6/2/2023	0.000	1.045	0.150
6/3/2023	0.000	0.858	0.000
6/4/2023	0.000	0.993	0.000
6/5/2023	0.000	1.111	0.450
6/6/2023	0.000	1.120	0.450
6/7/2023	0.000	1.170	0.450
6/8/2023	0.000	0.794	0.000
6/9/2023	0.000	0.947	0.000
6/10/2023	0.000	0.993	0.450
6/11/2023	0.000	1.054	0.000
6/12/2023	0.188	0.941	0.450
6/13/2023	0.313	1.021	0.450
6/14/2023	0.313	1.096	0.450
6/15/2023	0.313	0.956	0.000
6/16/2023	0.313	0.983	0.450
6/17/2023	0.310	0.536	0.000
6/18/2023	0.289	0.941	0.000
6/19/2023	0.307	1.094	0.000
6/20/2023	0.313	1.080	0.450
6/21/2023	0.313	1.109	0.450
6/22/2023	0.313	1.093	0.450
6/23/2023	0.313	1.226	0.450
6/24/2023	0.313	1.101	0.450
6/25/2023	0.313	0.862	0.450
6/26/2023	0.313	0.725	0.450
6/27/2023	0.344	1.081	0.450
6/28/2023	0.313	1.012	0.450
6/29/2023	0.344	0.894	0.450
6/30/2023	0.313	1.048	0.450
7/1/2023	0.344	1.049	0.450
7/2/2023	0.313	0.914	0.450
7/3/2023	0.344	0.977	0.450
7/4/2023	0.313	0.854	0.450
7/5/2023	0.344	0.577	0.450
7/6/2023	0.313	1.082	0.450
7/7/2023	0.344	1.072	0.450
7/8/2023	0.313	1.009	0.450

7/9/2023	0.313	0.946	0.450
7/10/2023	0.344	0.749	0.450
7/11/2023	0.313	1.088	0.450
7/12/2023	0.344	0.326	0.450
7/13/2023	0.313	0.565	0.450
7/14/2023	0.344	0.665	0.450
7/15/2023	0.313	0.577	0.450
7/16/2023	0.313	0.077	0.450
7/17/2023	0.313	0.479	0.450
7/18/2023	0.188	0.373	0.450
7/19/2023	0.000	0.549	0.450
7/20/2023	0.000	0.440	0.450
7/21/2023	0.224	0.118	0.000
7/22/2023	0.338	0.136	0.450
7/23/2023	0.198	0.089	0.450
7/24/2023	0.240	0.121	0.450
7/25/2023	0.344	0.082	0.450
7/26/2023	0.313	0.082	0.450
7/27/2023	0.344	0.434	0.450
7/28/2023	0.313	0.568	0.450
7/29/2023	0.344	0.488	0.450
7/30/2023	0.313	0.229	0.450
7/31/2023	0.344	0.519	0.450
8/1/2023	0.313	0.501	0.450
8/2/2023	0.344	0.517	0.200
8/3/2023	0.313	0.609	0.000
8/4/2023	0.313	0.631	0.000
8/5/2023	0.344	0.531	0.000
8/6/2023	0.313	0.000	0.450
8/7/2023	0.344	0.627	0.450
8/8/2023	0.303	0.508	0.450
8/9/2023	0.354	0.000	0.450
8/10/2023	0.313	0.567	0.450
8/11/2023	0.313	0.000	0.450
8/12/2023	0.344	0.592	0.450
8/13/2023	0.313	0.101	0.450
8/14/2023	0.313	0.502	0.450
8/15/2023	0.313	0.503	0.450
8/16/2023	0.313	0.533	0.450
8/17/2023	0.313	0.474	0.450
8/18/2023	0.344	0.437	0.000
8/19/2023	0.313	0.107	0.000
8/20/2023	0.313	0.632	0.000
8/21/2023	0.339	0.122	0.000
8/22/2023	0.318	0.607	0.450
8/23/2023	0.334	0.549	0.450
8/24/2023	0.322	0.000	0.450
8/25/2023	0.313	0.503	0.450
8/26/2023	0.344	0.000	0.450
8/27/2023	0.313	0.000	0.450
8/28/2023	0.344	0.596	0.345
8/29/2023	0.313	0.590	0.423
8/30/2023	0.313	0.310	0.358
8/31/2023	0.344	0.074	0.088
9/1/2023	0.313	0.000	0.000

9/2/2023	0.342	0.000	0.000
9/3/2023	0.314	0.000	0.000
9/4/2023	0.313	0.000	0.000
9/5/2023	0.344	0.099	0.314
9/6/2023	0.313	0.077	0.283
9/7/2023	0.313	0.436	0.265
9/8/2023	0.313	0.489	0.296
9/9/2023	0.344	0.618	0.296
9/10/2023	0.313	0.511	0.206
9/11/2023	0.313	0.503	0.215
9/12/2023	0.344	0.504	0.045
9/13/2023	0.313	0.530	0.000
9/14/2023	0.344	0.107	0.000
9/15/2023	0.313	0.541	0.000
9/16/2023	0.313	0.615	0.000
9/17/2023	0.329	0.098	0.000
9/18/2023	0.328	0.464	0.100
9/19/2023	0.313	0.500	0.275
9/20/2023	0.094	0.357	0.275
9/21/2023	0.000	0.454	0.275
9/22/2023	0.000	0.432	0.275
9/23/2023	0.000	0.551	0.275
9/24/2023	0.000	0.000	0.100
9/25/2023	0.000	0.585	0.000
9/26/2023	0.000	0.597	0.000
9/27/2023	0.000	0.772	0.350
9/28/2023	0.000	1.001	0.150
9/29/2023	0.000	1.039	0.000
9/30/2023	0.000	0.866	0.000
10/1/2023	0.000	0.091	0.000
10/2/2023	0.000	0.968	0.000
10/3/2023	0.000	1.019	0.275
10/4/2023	0.000	0.957	0.150
10/5/2023	0.000	0.633	0.000
10/6/2023	0.000	0.980	0.000
10/7/2023	0.000	0.991	0.000
10/8/2023	0.000	0.934	0.000
10/9/2023	0.000	0.907	0.000
10/10/2023	0.000	0.853	0.000
10/11/2023	0.000	1.004	0.000
10/12/2023	0.000	0.993	0.000
10/13/2023	0.000	0.986	0.000
10/14/2023	0.000	0.392	0.000
10/15/2023	0.000	0.976	0.000
10/16/2023	0.000	1.150	0.000
10/17/2023	0.000	1.084	0.250
10/18/2023	0.000	1.096	0.300
10/19/2023	0.000	0.848	0.300
10/20/2023	0.000	1.042	0.300
10/21/2023	0.000	1.063	0.300
10/22/2023	0.000	0.418	0.300
10/23/2023	0.000	0.838	0.300
10/24/2023	0.000	0.920	0.300
10/25/2023	0.000	0.689	0.000
10/26/2023	0.000	0.974	0.000

10/27/2023	0.000	1.028	0.100
10/28/2023	0.000	0.576	0.300
10/29/2023	0.000	0.858	0.300
10/30/2023	0.000	0.829	0.300
10/31/2023	0.000	1.029	0.000
11/1/2023	0.000	0.879	0.000
11/2/2023	0.000	1.005	0.000
11/3/2023	0.000	1.047	0.000
11/4/2023	0.000	0.989	0.000
11/5/2023	0.000	0.083	0.000
11/6/2023	0.000	0.914	0.000
11/7/2023	0.000	0.936	0.000
11/8/2023	0.000	0.815	0.563
11/9/2023	0.000	0.924	0.112
11/10/2023	0.000	0.850	0.362
11/11/2023	0.000	0.889	0.022
11/12/2023	0.000	0.784	0.000
11/13/2023	0.000	0.696	0.000
11/14/2023	0.000	1.120	0.145
11/15/2023	0.000	0.971	0.387
11/16/2023	0.000	1.102	0.359
11/17/2023	0.000	1.077	0.347
11/18/2023	0.000	1.131	0.229
11/19/2023	0.000	0.105	0.000
11/20/2023	0.000	0.437	0.463
11/21/2023	0.000	1.061	0.000
11/22/2023	0.000	0.920	0.000
11/23/2023	0.000	0.122	0.000
11/24/2023	0.000	1.119	0.070
11/25/2023	0.000	0.787	0.297
11/26/2023	0.000	0.000	0.156
11/27/2023	0.000	0.784	0.341
11/28/2023	0.219	0.816	0.114
11/29/2023	0.313	0.607	0.000
11/30/2023	0.313	0.765	0.000
12/1/2023	0.313	0.951	0.096
12/2/2023	0.313	0.654	0.000
12/3/2023	0.313	0.000	0.000
12/4/2023	0.313	0.558	0.335
12/5/2023	0.313	0.822	0.295
12/6/2023	0.313	0.000	0.000
12/7/2023	0.313	0.628	0.000
12/8/2023	0.318	0.448	0.105
12/9/2023	0.338	0.526	0.000
12/10/2023	0.313	0.000	0.000
12/11/2023	0.313	0.543	0.313
12/12/2023	0.313	0.057	0.303
12/13/2023	0.313	0.611	0.000
12/14/2023	0.313	0.426	0.000
12/15/2023	0.313	0.734	0.000
12/16/2023	0.313	0.000	0.000
12/17/2023	0.313	1.594	0.000
12/18/2023	0.313	0.107	0.311
12/19/2023	0.313	0.808	0.334
12/20/2023	0.376	0.457	0.000

12/21/2023	0.250	0.567	0.000
12/22/2023	0.313	0.000	0.000
12/23/2023	0.312	0.000	0.000
12/24/2023	0.313	0.000	0.000
12/25/2023	0.313	0.000	0.000
12/26/2023	0.313	0.000	0.000
12/27/2023	0.313	0.000	0.000
12/28/2023	0.313	0.000	0.000
12/29/2023	0.313	0.437	0.000
12/30/2023	0.313	0.600	0.000
12/31/2023	0.313	0.000	0.347
1/1/2024	0.313	0.000	0.102
1/2/2024	0.313	0.395	0.000
1/3/2024	0.313	0.517	0.000
1/4/2024	0.313	0.000	0.053
1/5/2024	0.313	0.517	0.000
1/6/2024	0.313	0.000	0.322
1/7/2024	0.313	0.000	0.000
1/8/2024	0.313	0.000	0.000
1/9/2024	0.313	0.047	0.302
1/10/2024	0.313	0.304	0.069
1/11/2024	0.313	0.755	0.000
1/12/2024	0.250	0.000	0.000
1/13/2024	0.313	0.000	0.000
1/14/2024	0.313	0.034	0.331
1/15/2024	0.188	0.000	0.000
1/16/2024	0.000	0.347	0.000
1/17/2024	0.000	0.601	0.000
1/18/2024	0.000	0.594	0.000
1/19/2024	0.250	0.619	0.289
1/20/2024	0.313	0.768	0.000
1/21/2024	0.313	0.000	0.000
1/22/2024	0.344	0.540	0.000
1/23/2024	0.313	0.349	0.000
1/24/2024	0.313	0.503	0.296
1/25/2024	0.313	0.000	0.000
1/26/2024	0.188	0.327	0.000
1/27/2024	0.156	0.000	0.000
1/28/2024	0.313	0.000	0.000
1/29/2024	0.344	0.754	0.222
1/30/2024	0.313	0.764	0.311
1/31/2024	0.344	0.471	0.000
2/1/2024	0.313	0.774	0.217
2/2/2024	0.313	0.000	0.000
2/3/2024	0.344	0.000	0.000
2/4/2024	0.313	0.000	0.000
2/5/2024	0.313	0.540	0.000
2/6/2024	0.344	0.583	0.000
2/7/2024	0.313	0.513	0.000
2/8/2024	0.313	0.503	0.000
2/9/2024	0.344	0.376	0.000
2/10/2024	0.313	0.000	0.000
2/11/2024	0.313	0.000	0.000
2/12/2024	0.313	0.481	0.000
2/13/2024	0.313	0.587	0.000

City of Sedona
 FY2025 Proposed Budget - Revenues Summary
 All Funds

Description	Grants:											Total
	General Fund	Streets Fund	Housing Fund	Donations & Restricted Funds	Transportation Sales Tax Fund	Capital Improvement Fund	Development Impact Fees Funds	Art in Public Places Fund	Public Transit Fund	Wastewater Fund	Information Technology Fund	
Proposed Budgeted Revenues	\$ 45,878,720	\$ 1,107,600	\$ 76,200	\$ 3,381,600	\$ 4,905,500	\$ 1,695,900	\$ 536,920	\$ 4,090	\$ 950,700	\$ 8,474,800	\$ 2,879,310	\$ 68,892,340
City Council and Staff Adjustments	-	-	-	-	-	-	-	-	-	-	-	-
Sub-Total Council Changes	\$ -	\$ -	\$ -	\$ -	\$ -	\$ -	\$ -	\$ -	\$ -	\$ -	\$ -	\$ -
Tentative Budgeted Revenues	\$ 45,878,720	\$ 1,107,600	\$ 76,200	\$ 3,381,600	\$ 4,905,500	\$ 1,695,900	\$ 536,920	\$ 4,090	\$ 950,700	\$ 8,474,800	\$ 2,879,310	\$ 68,892,340

City of Sedona
 FY2025 Other Financing Sources (Uses) Summary
 All Funds

Description	Grants.										Total	
	General Fund	Streets Fund	Housing Fund	Donations & Restricted Funds	Transportation Sales Tax Fund	Capital Improvement Fund	Development Impact Fees Funds	Art in Public Places Fund	Public Transit Fund	Wastewater Fund		Information Technology Fund
Proposed Budgeted Other Financing Sources	\$ -	\$ 1,938,220	\$ 500,000	\$ -	\$ -	\$ 10,527,180	\$ 1,311,520	\$ 41,200	\$ 4,479,990	\$ 4,911,860	\$ 35,000	\$ 23,744,970
City Council and Staff Adjustments												
Fix allocations for SIM projects to be covered with cap reserves												
Reduce transfer for PT-08									(250,000)			(250,000)
Additional capital reserves						9,800,000						9,800,000
Housing Fund loans			400,000									400,000
Sub-Total Council Changes	\$ -	\$ -	\$ 400,000	\$ -	\$ -	\$ 9,800,000	\$ -	\$ -	\$ (250,000)	\$ -	\$ -	\$ 9,950,000
Tentative Budgeted Other Financing Sources	\$ -	\$ 1,938,220	\$ 900,000	\$ -	\$ -	\$ 20,327,180	\$ 1,311,520	\$ 41,200	\$ 4,229,990	\$ 4,911,860	\$ 35,000	\$ 33,694,970
Proposed Budgeted Other Financing Uses	\$ 8,339,060	\$ -	\$ -	\$ 1,911,860	\$ 12,141,330	\$ 1,352,720	\$ -	\$ -	\$ -	\$ -	\$ -	\$ 23,744,970
City Council and Staff Adjustments												
Fix allocations for SIM projects to be covered with cap reserves												
Reduce transfer for PT-08					(250,000)							(250,000)
Additional capital reserves	9,800,000											9,800,000
Housing Fund loans	400,000											400,000
Sub-Total Council Changes	\$ 10,200,000	\$ -	\$ -	\$ -	\$ (250,000)	\$ -	\$ -	\$ -	\$ -	\$ -	\$ -	\$ 9,950,000
Tentative Budgeted Other Financing Uses	\$ 18,539,060	\$ -	\$ -	\$ 1,911,860	\$ 11,891,330	\$ 1,352,720	\$ -	\$ -	\$ -	\$ -	\$ -	\$ 33,694,970

City of Sedona
 FY2025 Proposed Budget - Overall Summary
 All Funds

Description	Grants, Donations & Restricted Funds											Total
	General Fund	Streets Fund	Housing Fund	Transportation Sales Tax Fund	Capital Improvement Fund	Development Impact Fees Funds	Art in Public Places Fund	Public Transit	Wastewater Fund	Information Technology Fund		
Beginning Fund Balances	\$ 26,711,518	\$ 1,159,950	\$ 18,900,000	\$ 257,102	\$ 7,659,808	\$ 35,786,609	\$ 1,402,040	\$ 89,803	\$ 6,603,886	\$ 15,633,335	\$ 1,696,498	\$ 115,900,550
Council Proposed Revenues	45,879,720	1,107,600	76,200	3,381,600	4,905,500	1,695,900	536,920	4,090	950,700	8,474,800	2,879,310	69,892,340
Council Proposed Expenditures	35,812,350	2,881,930	576,200	1,378,810	489,310	31,065,790	6,010,930	119,000	5,529,980	19,067,630	2,602,900	105,534,830
Net Other Financing Sources (Uses)	(18,539,060)	1,938,220	900,000	(1,911,860)	(11,891,330)	18,974,460	1,311,520	41,200	4,229,990	4,911,860	35,000	-
Ending Fund Balances	\$ 18,239,828	\$ 1,323,840	\$ 19,300,000	\$ 348,032	\$ 184,668	\$ 25,391,179	\$ (2,760,450)	\$ 16,093	\$ 6,254,596	\$ 9,962,365	\$ 2,007,908	\$ 80,258,060
Rehab/Preservation Reserve	-	300,000	-	-	-	-	-	-	-	-	-	300,000
Capital Reserve	-	-	-	-	1,887,650	25,374,450	989,070	-	-	5,700,000	-	33,951,170
Equipment Replacement Reserve	2,001,478	194,200	-	-	-	-	-	-	473,420	1,430,143	1,509,328	5,608,569
Major Maintenance Reserve	-	-	-	-	-	-	-	-	-	268,680	-	268,680
Reserve for Loans	2,760,450	-	18,900,000	-	-	-	-	-	-	-	-	21,660,450
Future Transit System Reserve	-	-	-	-	-	-	-	-	5,300,245	-	-	5,300,245
Operating Reserve*	9,645,620	829,640	-	-	-	-	-	-	-	1,992,053	-	12,467,313
Remaining Available Fund Balances	\$ 3,832,280	\$ -	\$ 400,000	\$ 348,032	\$ (1,702,982)	\$ 16,729	\$ (3,749,520)	\$ 16,093	\$ 480,931	\$ 561,489	\$ 498,580	\$ 701,633

* Operating reserve is 30% of operating expenditures for General Fund and Streets Fund, and 33.3% of operating expenditures for Wastewater Fund.



SEDONA POLICE DEPARTMENT



VICTIM SERVICES ADVOCATE/BACKGROUND INVESTIGATOR



Introduction

- The Sedona Police Department has made a commitment to the community to improve the quality of life and safety while actively engaging and utilizing problem-solving practices.
- This commitment encompasses a community-oriented policing philosophy and strategy, which focuses on the belief that societal challenges within a community often require law enforcement to provide full-service policing, which is both proactive and reactive.



The Sedona Police Department currently incorporates numerous proactive measures in efforts to deter crime; however, a service that currently does not exist that significantly and positively affects the quality of life within a community is that of a victim services advocate/background investigator.

Why does Sedona need a Victim Advocate?

Research demonstrates that the single best predictor of future victimization is prior victimization (Hirschfield, Newton, & Rogerson, 2010).

This means that without support and advocacy, the chances of an individual becoming a repeat victim of a crime are greatly increased.

A victim advocate would assist with reducing incidents of repeat victimization by providing crime prevention education and resources, as well as guidance through the criminal justice system, such as obtaining orders of protection or injunctions against harassment, while advocating for their rights as a victim.



Who would a Victim Advocate help?

- On April 14th, 2024, a resident of Sedona contacted the Sedona Police Department to file a report. They stated that an unknown subject claimed to be a law enforcement agency and demanded money to avoid an arrest warrant for an alleged missed jury duty.
- The Sedona resident sent the individual \$3,900.
- On April 2nd, 2024, a Sedona resident reported that they received numerous phone calls from an unknown individual who stated that someone was trying to access their cryptocurrency account. The unknown person gave the Sedona resident instructions on how to protect her account, to which the resident followed.
- The Sedona resident unknowingly gave access to their account and lost \$30,000.

Who would a Victim Advocate help?

- On March 22nd, 2024, a Sedona resident contacted the police department after being contacted by individuals, several times over the course of a week, who fraudulently misrepresented themselves as agents from the Federal Trade Commission (FTC) and Drug Enforcement Administration (DEA). They told the resident that they were protecting them from scandals and stated that their bank accounts had been flagged, so they were helping them.
- The Sedona resident lost \$1.7 million dollars.
- On March 23rd, 2024, Sedona PD responded to a residence to assist with a reported domestic violence situation. Sedona PD had previously responded to the address twice for verbal dispute. Upon arrival, it was discovered that the domestic violence had escalated from verbal to physical assault and then to strangulation.
- Statistics demonstrate that the odds of homicide increase 750% for victims that have been previously strangled by their partner (Hassett, 2021).

Statistics in Sedona

Intimate partner / family / acquaintance-related domestic violence

- 7/1/2021 – 6/30/2022 = 147 reports
- 7/1/2022 – 6/30/2023 = 169 reports
- 7/1/2023 – 12/31/2023 = 71 reports

Fraud / Theft / ID Theft

Statistics in Sedona

- 7/1/2021 – 6/30/2022 = 124 reports
- 7/1/2022 – 6/30/2023 = 131 reports
- 7/1/2023 – 12/31/2023 = 67 reports

- The majority of these types of crimes are internet-related; therefore, have a lower solvability rate (around 7% or less)

Example of a
service the
victim
advocate could
provide to the
community



Anette Spickard
City Manager

Sedona Police Department



Stephanie Foley
Chief of Police

Victim Services Unit

April 16, 2024

John Smith
124 Apple Street
Sedona, AZ 86336

REF: **DR #23-123456**

Dear John,|

I was sorry to learn that you were a victim of assault that occurred in the city of Sedona on January 1, 2024. The Sedona Police Department Victim Services Unit is dedicated to serving victims of crime and wants to make sure you are aware of the services and resources available to you. Enclosed with this letter you will find brochure(s) that may provide some helpful information as it pertains to your victimization.

If you would like to learn more about our services or have any questions regarding the criminal justice system, we can provide you with information and assistance. We strive to educate and assist all victims so they can make informed decisions about their overall safety and well-being, making it possible for them to participate meaningfully in the criminal justice process. If you would like additional information about how the Victim Services Unit can help you, please feel free to contact me at (928) 282-3100.

Sincerely,

Victim Services Advocate

Encl. (2)



Additional support the position could provide:

Background investigations:

- Background investigations are conducted for several reasons, including to determine the suitability of an individual applying for employment within the department, which requires a higher level of security and clearance.
- Some of the responsibilities would include searching for criminal records, gathering information and verifying prior employment, contacting and documenting personal and work-related references, and preparing reports on their findings.

REFERENCES

- Hassett, C. (2021). *Arizona domestic violence shelters filling up again as abusers return to work*. CronkiteNews.AZPBS.org. [Arizona domestic violence high rates expected to remain as state opens up \(azpbs.org\)](https://www.azpbs.org/news/2021/03/23/arizona-domestic-violence-high-rates-expected-to-remain-as-state-opens-up/)
- Hirschfield, A., Newton, A., & Rogerson, M. (2010). Linking burglary and target hardening at the property level: New insights into victimization and burglary protection. *Criminal Justice Policy Review*, 21(3), 319-337. <https://doi/10.1177/0887403409356965>
- Victim Assistance. (n.d.). *The City of Cottonwood*. CottonwoodAZ.gov. [Victim Assistance | Cottonwood, AZ \(cottonwoodaz.gov\)](https://www.cottonwoodaz.gov/victim-assistance/)
- Victim Services. (n.d.). *Arizona Attorney General*. AZAG.gov. <https://www.azag.gov/criminal/victim-services#:~:text=The%20mission%20of%20the%20Attorney,in%20the%20state%20of%20Arizona.>

A scenic view of a rugged, red rock landscape. The foreground shows a steep, rocky slope with a winding road. In the background, there are more red rock formations and a valley. The sky is clear and blue. The text "THANK YOU!" is overlaid in the center.

THANK YOU!