

RESOLUTION NO. 2024-20

**A RESOLUTION OF THE MAYOR AND COUNCIL OF THE CITY OF SEDONA, ARIZONA
DECLARING AND ADOPTING THE RESULTS OF THE PRIMARY ELECTION HELD ON
JULY 30, 2024.**

WHEREAS, the City of Sedona, Arizona held a Primary Election on the 30th day of July, 2024 for the nomination/election of a Mayor for a two-year term and three (3) Councilors for four-year terms, and Proposition 481; and

WHEREAS, the election returns have been presented to and have been canvassed by the City Council as shown in the attached Exhibits A & B.

NOW, THEREFORE, BE IT RESOLVED by the Mayor and Council of the City of Sedona, Arizona, as follows:

Section 1. That the total number of ballots cast at said Primary Election, as shown by the Election Summary Reports, was 2,236 for Yavapai County and 928 for Coconino County, for a total of 3,164.

Section 2. That, due to the passage of consolidated election legislation, Coconino and Yavapai Counties are not able to provide the number of ballots to be verified or the number of ballots rejected at the municipal level.

Section 3. That the votes cast for Mayor were as follows:

MAYORAL CANDIDATE	VOTE TOTAL
JABLOW, SCOTT	1,712
MARTINEZ, JOHN	1,448
WRITE-IN VOTES (NOT QUALIFIED)	4

Section 4. That the votes cast for Councilors for the four-year term were as follows:

COUNCIL CANDIDATE	VOTE TOTAL
KINSELLA, KATHY	1,929
TODD, KATHERINE	1,393
PFAFF, DEREK	2,046
PLOOG, HOLLI	2,133
WRITE-IN VOTES (NOT QUALIFIED)	6


Section 5. That the votes cast for Proposition 481; pursuant to Arizona Revised Statutes, the City of Sedona, Arizona seeks voter approval of a proposed twenty-five (25) year Franchise Agreement to be granted to Arizona Water Company to use the City's public rights-of-way for the purpose of operating its water system and supplying water service within the City, are as follows:

PROPOSITION 481	VOTE TOTAL	PERCENT OF VOTES
YES	2,579	86.60%
NO	399	13.40%
Total Votes	2,978	100.00%

Section 6. That it is hereby found, determined, and declared of record that the following four (4) candidates did receive an adequate number of votes, based on the statutory formula, and are hereby issued certificates of election:


NAME	OFFICE	TOTAL VOTES RECEIVED	NUMBER OF VOTES REQUIRED
JABLOW, SCOTT	MAYOR	1,712	1,582
KINSELLA, KATHY	COUNCILOR	1,929	1,252
PFAFF, DEREK	COUNCILOR	2,046	1,252
PLOOG, HOLLI	COUNCILOR	2,133	1,252

Section 7. That this Resolution shall be in full force and effect immediately upon its adoption. PASSED AND ADOPTED by the Mayor and Council of the City of Sedona, Arizona this 13th day of August, 2024.




Scott M. Jablow, Mayor

ATTEST:



JoAnne Cook, CMC, City Clerk

APPROVED AS TO FORM:



Kurt W. Christianson, City Attorney

Registered Voters 166,670 - Total Ballots 76,507 : 45.90%

Party Distribution		
Total Ballots	76,507	
OF THE REPUBLICAN PARTY	57,144	74.69%
OF THE DEMOCRATIC PARTY	18,642	24.37%
OF THE LIBERTARIAN PARTY	169	0.22%
OF THE GREEN PARTY	9	0.01%
OF THE NO LABELS PARTY	62	0.08%
NONPARTISAN	481	0.63%

PROPOSITION 481		
Total Votes	2,099	
YES	1,818	86.61%
NO	281	13.39%
Undervote	246	
Overvote	0	

SEDONA MAYOR (2-YEAR TERM) (NONPARTISAN)		
Vote For 1		
Total Votes	2,236	
JABLOW, SCOTT	1,247	55.77%
MARTINEZ, JOHN	989	44.23%
Undervote	108	
Overvote	1	

SEDONA COUNCIL MEMBER (4-YEAR TERM) (NONPARTISAN)		
Vote For 3		
Total Votes	5,329	
KINSELLA, KATHY	1,380	25.90%
TODD, KATHERINE	969	18.18%
PFAFF, DEREK	1,457	27.34%
PLOOG, HOLLI	1,523	28.58%
Undervote	1,691	
Overvote	15	

Statement of Votes Cast
 JULY 30, 2024
 COUNTY OF YAVAPAI
 STATE OF ARIZONA
 Results
 Official Final Results

Date: 8/5/2024
 Time: 3:51:31 PM MST
 Page 1/3

	Turnout			SEDONA MAYOR (2-YEAR TERM) (NONPARTISAN)							
	Reg. Voters	Ballots Cast	% Turnout	Reg. Voters	Total Votes	JABLOW, SCOTT	MARTINEZ, JOHN	Over votes	Under votes		
Jurisdiction Wide											
SCARLET (330 00)											
Normal	4908	208	4.24%	153	12	1	0.33%	11	91.67%	0	0
Early Voting	4908	2049	41.75%	153	63	43	68.25%	20	31.75%	0	7
Provisional	4908	1	0.02%	153	0	0	-	0	-	0	0
RUBY (331 00)											
Normal	5718	265	4.63%	4920	227	83	27.75%	164	72.25%	0	17
Early Voting	5718	2303	40.28%	4920	1034	1140	58.95%	794	41.05%	1	84
Provisional	5718	-	-	4920	0	0	-	0	-	0	0
Total											
Normal	166670	8479	5.09%	5073	239	64	26.78%	175	73.22%	0	17
Early Voting	166670	67962	40.78%	5073	1067	1183	59.24%	814	40.76%	1	91
Provisional	166670	68	0.04%	5073	0	0	-	0	-	0	0
Total	166670	76507	45.90%	5073	2236	1247	55.77%	989	44.23%	1	108

Statement of Votes Cast
 JULY 30, 2024
 COUNTY OF YAVAPAI
 STATE OF ARIZONA
 Results
 Official Final Results

Date: 8/5/2024
 Time: 3:51:31 PM MST
 Page 2/3

	Turnout			SEDONA COUNCIL MEMBER (4-YEAR TERM) (NONPARTISAN)											
	Reg Voters	Ballots Cast	% Turnout	Reg Voters	Total Votes	KINSELLA, KATHY	TODD, KATHERINE	PFAFF, DEREK	PLOOG, HOLLI	Over votes	Under votes				
Jurisdiction Wide															
SCARLET (330 00)															
Normal	4908	208	4.24%	153	25	8	32.00%	9	36.00%	2	8.00%	8	24.00%	0	11
Early Voting	4908	2049	41.75%	153	154	41	26.62%	29	18.83%	41	26.62%	43	27.92%	0	58
Provisional	4908	1	0.02%	153	0	0	.	0	.	0	.	0	.	0	0
RUBY (331 00)															
Normal	5718	265	4.63%	4920	433	84	18.40%	140	32.33%	105	24.25%	104	24.02%	0	299
Early Voting	5718	2303	40.28%	4920	4717	1247	26.44%	791	16.77%	1309	27.75%	1370	29.04%	15	1329
Provisional	5718	.	.	4920	0	0	.	0	.	0	.	0	.	0	0
Total	166670	8479	5.09%	5073	458	92	20.00%	149	32.53%	107	23.36%	110	24.02%	0	310
Normal	166670	67962	40.78%	5073	4871	1268	26.44%	820	16.83%	1350	27.22%	1413	29.01%	15	1381
Early Voting	166670	66	0.04%	5073	0	0	.	0	.	0	.	0	.	0	0
Provisional	166670	.	.	5073	0	0	.	0	.	0	.	0	.	0	0
Total	166670	76507	45.90%	5073	5329	1360	25.90%	969	18.18%	1457	27.34%	1523	28.58%	15	1691

Statement of Votes Cast
 JULY 30, 2024
 COUNTY OF YAVAPAI
 STATE OF ARIZONA
 Results
 Official Final Results

Date: 8/5/2024
 Time: 3:51:31 PM MST
 Page 3/3

	Turnout			PROPOSITION 481							
	Reg Voters	Ballots Cast	% Turnout	Reg Voters	Total Votes	YES	NO	Over votes	Under votes		
Jurisdiction Wide											
SCARLET (330 00)											
Normal	4908	206	4.24%	153	12	10	83.33%	2	16.67%	0	0
Early Voting	4908	2049	41.75%	153	59	50	84.75%	9	15.25%	0	11
Provisional	4908	1	0.02%	153	0	0		0		0	0
RUBY (331 00)											
Normal	5718	265	4.63%	4920	212	157	74.06%	55	25.94%	0	32
Early Voting	5718	2303	40.28%	4920	1816	1601	88.16%	215	11.84%	0	203
Provisional	5718			4920	0	0		0		0	0
Total											
Normal	166670	8479	5.09%	5073	224	187	74.55%	57	25.45%	0	32
Early Voting	166670	67962	40.78%	5073	1875	1651	88.05%	224	11.95%	0	214
Provisional	166670	68	0.04%	5073	0	0		0		0	0
Total	166670	76507	45.90%	5073	2099	1818	86.61%	281	13.39%	0	246

83 - SEDONA

Statistics	TOTAL
Registered Voters - Total	1,912
Ballots Cast - Total	948
Ballots Cast - Blank	0
Voter Turnout - Total	49.58%

MAYOR CITY OF SEDONA

Vote For 1	TOTAL
JABLOW, SCOTT	465
MARTINEZ, JOHN	459
Write-In Totals	4
Total Votes Cast	928
Overvotes	0
Undervotes	20

COUNCILMEMBER CITY OF SEDONA

Vote For 3	TOTAL
KINSELLA, KATHY	549
TODD, KATHERINE	424
PFAFF, DEREK	589
PLOOG, HOLLI	810
Write-In Totals	6
Total Votes Cast	2,178
Overvotes	0
Undervotes	666

PROPOSITION 481 CITY OF SEDONA

Vote For 1	TOTAL
YES	761
NO	118
Total Votes Cast	879
Overvotes	0
Undervotes	69

**Sedona Mayor Majority of Votes Cast Calculation
2-year Seat**

Mayoral Candidate	Coconino County Votes Received	Yavapai County Votes Received	Total Votes Received
JABLOW, SCOTT	465	1,247	1712
MARTINEZ, JOHN	459	989	1448
Write-In Totals	4	0	4
Total Votes	928	2,236	3164
Total Votes Divided by Number of Seats to be Filled (1)			3,160
Result Divided by Two			1582.00
Number of Votes for Majority to be Elected at Primary			1,582

**Sedona Council Majority of Votes Cast Calculation
4-year Seat**

Councilor Candidate	Coconino County Votes Received	Yavapai County Votes Received	Total Votes Received
KINSELLA, KATHY	549	1,380	1929
TODD, KATHERINE	424	969	1393
PFAFF, DEREK	589	1,457	2046
PLOOG, HOLLI	610	1,523	2133
Write-In	6	0	6
Total Votes	2178	5329	7507
Total Votes Divided by Number of Seats to be Filled (3)			2502.33
Result Divided by Two			1251.17
Number of Votes for Majority to be Elected at Primary			1,252

**Proposition 481 Franchise Agreement
Oak Creek Water**

Proposition 481	Coconino County Votes Received	Yavapai County Votes Received	Total Votes Received	Percentage
YES	761	1,818	2,579	86.60%
NO	118	281	399	13.40%
Total Votes	879	2,099	2,978	100.00%