

Monthly Investment & Cash Flows Report

July 2024



CITY OF SEDONA

September 3, 2024

Monthly Investment & Cash Flows Report

July 2024

Executive Summary

The fair market value of the City's **total cash and investments as of July 31, 2024 is \$80.8 million**, representing a decrease of **approximately \$1.9 million (2%) for the month**. The **average yield is below the City's benchmark by 22%** as a result of increases in the Local Government Investment Pool yield used as the benchmark. Higher cash balances have been maintained to cover anticipated upcoming significant expenditures.

July 2024 cash and investments are \$80.8M.

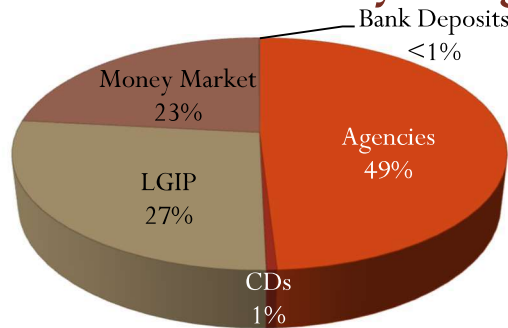
July 2024 Cash & Investments Summary	
Total Cash & Investments	\$80,824,504
Average Yield	4.16%
Benchmark ¹	5.36%
Average Duration	0.5 years

The **average duration is 0.5 years**. The current goal is to maintain as much liquidity as possible for upcoming significant financial needs.

Investments Held

The City has invested in U.S. government agency securities, certificates of deposit (CDs), and Local Government Investment Pools (LGIP) offered by the Arizona State Treasurer's Office, in addition to balances maintained in checking accounts.²

Cash & Investments by Category



¹ The City's investment policy defines the benchmark as the yield for the Arizona State Treasurer's Office's Local Government Investment Pool (LGIP) 5. The adopted investment policy is available at <https://www.secdonaaz.gov/your-government/departments/financial-services/financial-policies>.

² All investments are allowable under Arizona Revised Statutes and the City's investment policy.

Investments Transactions

Net transactions for July 2024 resulted in an increase of the City's cash and investments of approximately \$9.9 million. For July, the net increase was due to the redemption of \$20 million from LGIP and the timing of other investment purchases that were acquired in June (\$12 million) and July (\$8 million) in US Govt Agency Bond securities from the Wells Fargo Sweep Account. See the Cash Flows section on page 8.

Cash Flows

Cash basis **receipts for July 2024 were approximately \$25.6 million more than the prior month** while cash basis **disbursements were approximately \$131,000 less than the prior month.** Changes for July 2024 compared to the prior month include:

- Receipts:
 - Cash basis sales and bed tax receipts for July 2024 were approximately \$704,000 (19%) more than the prior month. For further discussion, please see the following Cash Basis Sales & Bed Tax Receipts section.
 - Wire from US Bank Safekeeping for the liquidation of \$20 million invested in LGIP was transitioned in July to the city's sweep account to cover the cost of investment purchases into individual bonds.
 - Cash basis wastewater monthly receipts for July 2024 were approximately \$50,000 (10%) more than the prior month due to timing of receipts.
- Disbursements:
 - Capital improvement costs for July 2024 were \$2.8 million, approximately \$773,000 (21%) less than the prior month.
 - Cash basis road rehabilitation disbursements were approximately \$262,000 (58%) less than the prior month.
 - Wire payments for US Govt Agency Bond securities totaled \$8 million in July.

Sales and bed tax receipts for July 2024 were \$704,000 more than the prior month.

Capital improvement costs for July 2024 were \$773,000 less than the prior month.

Cash Basis Sales & Bed Tax Receipts

Cash basis sales and bed tax receipts for July 2024 were 19% more than the prior month and 5% more than the same month last year.

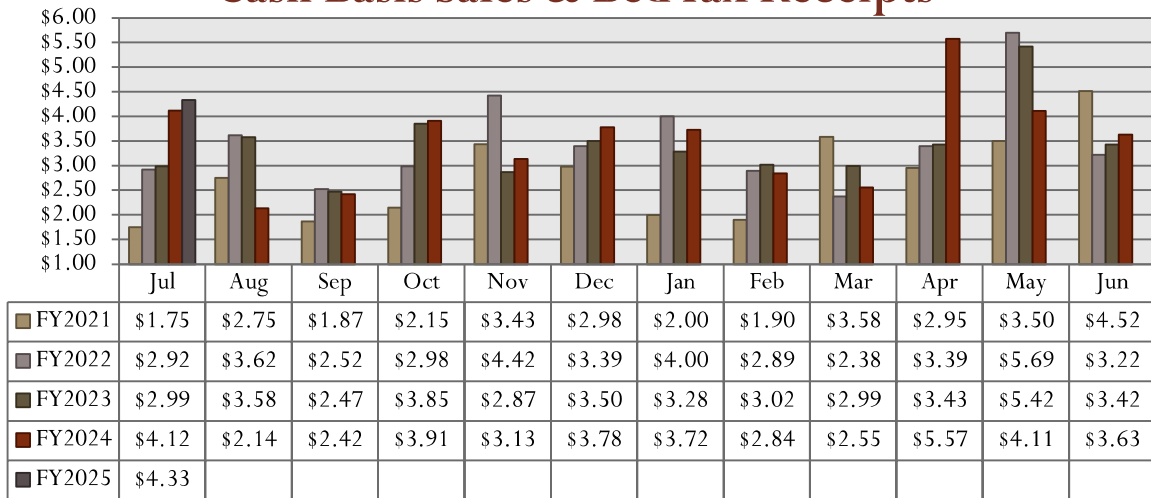
The July 2024 receipts included a portion of May taxes filed in June and a portion of June taxes filed in July, including any delinquent payments that have been filed and paid in those months.

On average, accrual basis May sales and bed tax revenues are approximately 8% less than April, and accrual basis June sales and bed tax revenues are approximately 13% less than May. May 2024 accrual basis sales and bed tax revenues were 5% less than April. June 2024 accrual basis sales and bed tax revenues were 10% less than May.

While it can be beneficial to have more timely cash basis information, there are still flaws in these comparisons. The accrual basis amounts that will be included in the monthly financial reports will be the best comparisons.

July 2024 cash basis sales and bed tax receipts were 5% more than the prior year.

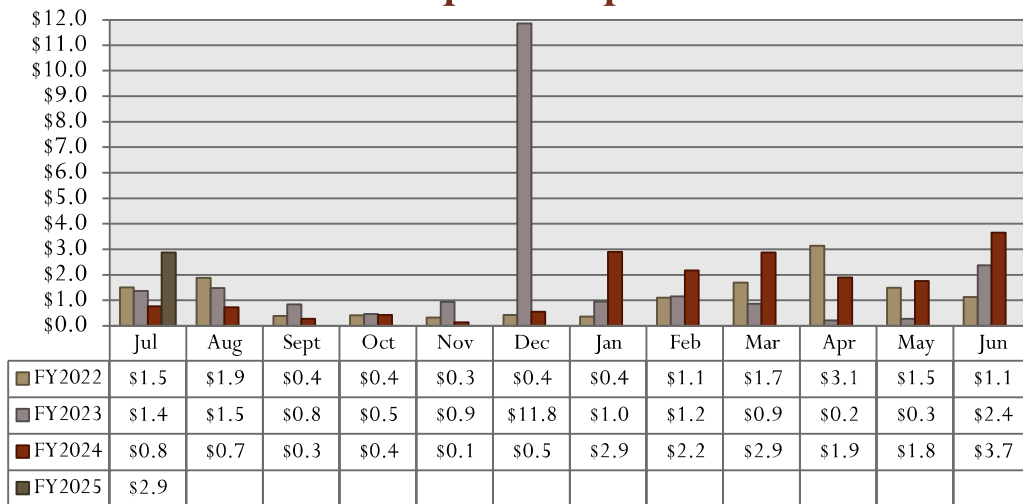
Cash Basis Sales & Bed Tax Receipts



Capital Improvement Costs

As capital projects begin and end their construction phases, the capital improvement costs will fluctuate over time. In addition, land acquisitions can significantly impact capital improvement costs.³ Significant increases in capital improvement costs can result in months when monthly cash disbursements exceed monthly cash receipts.

Cash Basis Capital Improvement Costs



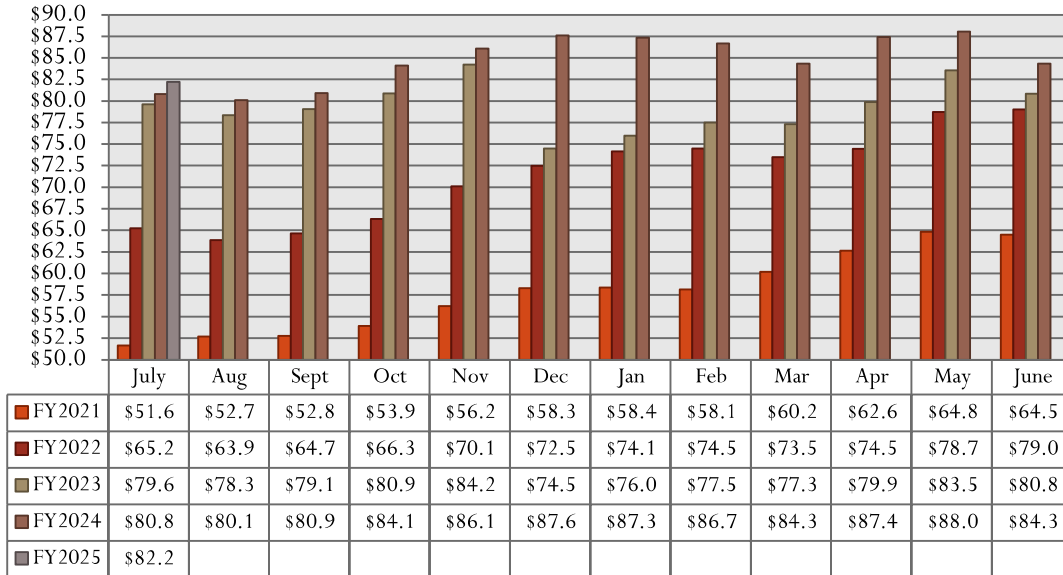
³ FY 2023 includes cash-funded land acquisition costs of \$11.5 million in December. An additional \$10 million for land acquisition in December was funded by a bond issuance.

Analysis

Total cash and investment balances have increased significantly since the low over the past five fiscal years occurring in August 2019 (\$51.0 million) and have significantly exceeded the previous highs occurring before the COVID-19 closures. The City is in a strong financial position to address the many significant priorities and concerns, such as affordability of housing, traffic, and transportation needs, impacts of tourism, environmental sustainability concerns, etc.

July 2024 cash and investments exceed prior July balances back to FY2020.

Total Cash & Investments - Book Value



Report Format

The report consists of the following sections:

- **Executive Summary** – This summary includes a narrative discussion of the most significant information in this report.
- **Investment Holdings Summary** – A table of the investments held by the City has been presented with the average remaining duration of the portfolio, as well as the average yield of the portfolio compared to the policy benchmark.
- **Investment Transactions Summary** – A table of the investment transactions for the month has been presented including acquisitions, dispositions, investment earnings, and expenses.
- **Cash Flows Report** – A summary of the cash flows for the month has been presented with comparison to cash flows of prior months, in addition to bank and cash basis balances.

Available Local Government Investment Pools (LGIP)

The Local Government Investment Pools offered by the Arizona State Treasurer's Office include:

- **LGIP Pool 5** – A diversified short-term fund similar to a prime money market fund. The fund maintains the highest rating from S&P (AAA f/S1+). **July 2024 yield was 5.36%**. There are no restrictions on deposits or withdrawals. The City has traditionally used this fund for all available funds not otherwise invested; however, since the yield has dropped below the earnings rate on the checking account, the balance in this account has been drastically reduced.
- **LGIP Pool 7** – A short-term fund that invests only in products backed by the full faith and credit of the United States Government. The fund has a AAA weighted average rating. **July 2024 yield was 5.31%**. There are no restrictions on deposits or withdrawals. The City has traditionally used this fund for a secure investment of prepaid wastewater capacity fees.
- **LGIP Pool 500** – A medium-term fund similar to the shorter-term Pool 5. The weighted average rating of all the securities in this pool is AA-2. **July 2024 yield was 4.03%**. Deposits and withdrawals are only allowed on the first business day of the month. The City has traditionally used this fund for longer-term investment of reserve balances; however, since the yield for Pool 5 has dropped below the earnings rate on the checking account, surplus balance from Pool 5 have been transferred to Pool 500. Cash flow needs are analyzed each month to determine deposit or withdrawal needs in accordance with the restrictions on this Pool.
- **LGIP Pool 700** – A medium-term fund similar to the shorter-term Pool 7. The fund has a AAA weighted average rating. **July 2024 yield was 4.04%**. Deposits and withdrawals are only allowed on the first business day of the month. The City has not traditionally used this fund since yields in Pool 500 are most often higher.

For questions or additional information, contact:

*Financial Services
City of Sedona
102 Roadrunner Drive
Sedona, AZ 86336
(928) 204-7185*

Investment Holdings Summary

CUSIP	Issuer	Settlement Date	Maturity Date	Initial Duration ⁽¹⁾	Remaining Duration as of July 31, 2024 (In Years)	Remaining Coupon Rates	Yield	Weighted Yield	Benchmark at Time of Purchase	Per Value	Book Value	Fair Market Value as of July 31, 2024	Realized Gain/Loss	Unrealized Gain/Loss ⁽²⁾	Accrued Interest Not Yet Recorded ⁽³⁾	% of Investment Pool
U.S. Government Agency Securities																
313634B77	Federal National Mortgage Association	8/4/2020	8/4/2025	5.0	1.0	0.700%	0.640%	0.016%	0.200%	\$ 2,000,000	\$ 2,005,896	\$ 1,918,783	\$ -	\$ (87,113)	\$ 6,789	2.44%
3130AKXB7	Federal Home Loan Bank	4/29/2021	2/11/2026	4.8	1.5	0.580%	0.810%	0.019%	0.090%	\$ 2,000,000	\$ 1,978,446	\$ 1,877,110	\$ -	\$ (101,336)	\$ 5,403	2.41%
3130ALZG2	Federal Home Loan Bank	4/29/2021	4/29/2026	5.0	1.7	1.010%	0.950%	0.023%	0.090%	\$ 2,000,000	\$ 2,005,846	\$ 1,880,881	\$ -	\$ (124,965)	\$ 5,147	2.44%
3130AMC14	Federal Home Loan Bank	5/19/2021	5/19/2026	5.0	1.8	1.020%	1.020%	0.025%	0.090%	\$ 2,000,000	\$ 2,000,000	\$ 1,878,646	\$ -	\$ (121,354)	\$ 4,024	2.43%
3133ELK52	Federal Farm Credit Bank	10/5/2021	6/15/2026	4.7	1.9	0.950%	1.010%	0.037%	0.060%	\$ 3,000,000	\$ 2,994,000	\$ 2,809,012	\$ -	\$ (184,988)	\$ 3,436	3.64%
3133EM6E7	Federal Farm Credit Bank	9/28/2021	9/28/2026	5.0	2.2	0.940%	0.940%	0.023%	0.060%	\$ 2,000,000	\$ 2,000,000	\$ 1,854,819	\$ -	\$ (145,181)	\$ 6,438	2.43%
3130APCH6	Federal Home Loan Bank	9/29/2021	9/29/2026	5.0	2.2	1.125%	1.125%	0.027%	0.060%	\$ 2,000,000	\$ 2,000,000	\$ 1,863,262	\$ -	\$ (136,738)	\$ 7,644	2.43%
3130AP886	Federal Home Loan Bank	9/30/2021	9/30/2026	5.0	2.2	0.950%	0.900%	0.022%	0.060%	\$ 2,000,000	\$ 2,004,878	\$ 1,854,579	\$ -	\$ (150,299)	\$ 6,299	2.44%
3130APG16	Federal Home Loan Bank	10/28/2021	10/28/2026	5.0	2.2	1.150%	1.150%	0.028%	0.060%	\$ 2,000,000	\$ 1,999,516	\$ 1,858,786	\$ -	\$ (140,750)	\$ 5,860	2.43%
3130APLR4	Federal Home Loan Bank	11/10/2021	11/10/2026	5.0	2.3	1.250%	1.250%	0.030%	0.050%	\$ 2,000,000	\$ 2,000,000	\$ 1,863,045	\$ -	\$ (136,955)	\$ 5,616	2.43%
3134H12H5	Federal Home Loan Mortgage Corp	6/17/2024	6/17/2027	3.0	2.9	5.150%	5.150%	0.251%	0.050%	\$ 4,000,000	\$ 4,000,000	\$ 3,999,583	\$ -	\$ (417)	\$ 24,833	4.87%
3142AWLD2	Federal Agric Mfg Corp	7/9/2024	7/9/2027	3.0	2.9	5.270%	5.270%	0.256%	0.050%	\$ 4,000,000	\$ 4,000,000	\$ 3,995,394	\$ -	\$ (4,606)	\$ 12,706	4.87%
3133ERKW0	Federal Farm Credit Bank	7/15/2024	7/15/2027	3.0	3.0	5.170%	5.170%	0.252%	0.050%	\$ 4,000,000	\$ 4,000,000	\$ 3,998,051	\$ -	\$ (1,949)	\$ 9,065	4.87%
3133ERHV6	Federal Farm Credit Bank	6/24/2024	9/24/2027	3.3	3.2	5.430%	5.430%	0.264%	0.050%	\$ 4,000,000	\$ 4,000,000	\$ 4,001,152	\$ -	\$ 1,152	\$ 22,018	4.87%
3130B1SA6	Federal Home Loan Bank	6/27/2024	6/27/2029	5.0	4.9	5.400%	5.400%	0.263%	0.050%	\$ 4,000,000	\$ 4,000,000	\$ 3,996,607	\$ -	\$ (3,393)	\$ 20,121	4.87%
	Subtotals						1.536%			\$ 41,000,000	\$ 40,988,582	\$ 39,649,691	\$ -	\$ (1,338,891)	\$ 56,656	49.87%
Negotiable Certificates of Deposit																
38149MAG4	Goldman Sachs Bank USA	9/29/2021	9/29/2026	5.0	2.2	1.050%	1.050%	0.003%	0.060%	\$ 248,000	\$ 248,000	\$ 230,658	\$ -	\$ (17,342)	\$ 885	0.30%
856283U79	State Bank of India Chicago	9/29/2021	9/29/2026	5.0	2.2	1.100%	1.100%	0.003%	0.060%	\$ 248,000	\$ 248,000	\$ 230,683	\$ -	\$ (17,317)	\$ 927	0.30%
	Subtotals						0.006%			\$ 496,000	\$ 496,000	\$ 461,342	\$ -	\$ (34,659)	\$ 1,811	0.60%
AZ State Treasurer Local Government Investment Pool (LGIP)																
N/A	Pool 5	N/A	N/A	N/A	0.0	N/A	5.360%	1.424%	N/A	\$ 21,831,219	\$ 21,831,219	\$ 21,831,219	\$ -	\$ -	\$ -	26.56%
N/A	Pool 7	N/A	N/A	N/A	0.0	N/A	5.310%	0.003%	N/A	\$ 44,639	\$ 44,639	\$ 44,639	\$ -	\$ -	\$ -	0.05%
	Subtotals						1.426%			\$ 21,875,858	\$ 21,875,858	\$ 21,875,858	\$ -	\$ -	\$ -	26.61%
Government Money Market Fund																
N/A	Wells Fargo Sweep Account	N/A	N/A	N/A	0.0	N/A	5.184%	1.185%	N/A	\$ 18,793,398	\$ 18,793,398	\$ 18,793,398	\$ -	\$ -	\$ -	22.86%
Bank Deposits																
N/A	Analyzed Checking Accounts	N/A	N/A	N/A	0.0	N/A	0.400%	0.000%	N/A	\$ 44,215	\$ 44,215	\$ 44,215	\$ -	\$ -	\$ -	0.05%
	Averages/Grand Totals				0.5		4.155%	4.15%		\$ 82,209,472	\$ 82,198,054	\$ 80,824,504	\$ -	\$ (1,373,549)	\$ 58,467	100.00%

Benchmark per Policy (LGIP Pool 5) 5.360%

⁽¹⁾ Arizona Revised Statutes and the City's investment policy limit the maximum investment maturity to 5 years.
⁽²⁾ Unrealized gains and losses would only be realized if the City chose to sell its investments prior to maturity and are based on the fair market value as reported by the City's safekeeping agent.
The City plans to hold investments until maturity unless there is a compelling reason to sell.
⁽³⁾ Investments pay interest semi-annually. The accrued interest not yet recorded represents the amount earned since the last interest payment date.

Investment Transactions Summary⁽¹⁾

CUSIP	Issuer	Transaction Type	July 2024 Activity
Acquisitions			
31424WLD2	Federal Agric Mtg Corp	Purchase	\$ 4,000,000
3133ERKW0	Federal Farm Credit Bank	Purchase	\$ 4,000,000
N/A	Wells Fargo Sweep Account	Net Contribution	\$ 9,945,992
N/A	Analyzed Checking Accounts	Net Contribution	\$ 5,147
		Subtotal	\$ 17,951,140
Dispositions			
33847E3X3	Flagstar Bank CD	Maturity	\$ 249,000
N/A	LGIP Pool 500	Withdrawal	\$ 8,000,000
		Subtotal	\$ 8,249,000
Earnings			
33847E3X3	Federal Home Loan Bank	Semi-annual interest	\$ 621
N/A	LGIP Pool 5	Monthly Gain/Loss	\$ 98,927
N/A	LGIP Pool 7	Monthly Gain/Loss	\$ 200
N/A	Wells Fargo Sweep Account	Monthly Dividends	\$ 86,884
		Subtotal	\$ 186,632
Expenses			
N/A	N/A	Quarterly Custody Charges	\$ 155
N/A	N/A	Wire Fees	\$ 39
		Subtotal	\$ 194
Net Transactions for July 2024			\$ 9,888,578

For July, the net increase was due to the redemption of \$20 million from LGIP and the timing of other investment purchases that were acquired in June (\$12 million) and July (\$8 million) in US Govt Agency Bond securities. See the Cash Flows section of the Executive Summary for further discussion.

Cash Flows Report⁽¹⁾

Month	Beginning Bank Balance	Cash Basis Receipts	Cash Basis Disbursements	Net Account Transfers	Ending Bank Balance	Outstanding Checks	Ending Cash Basis Balance
<i>Cash Basis Transactions by Month</i>							
July 2023	\$ 17,526,817	\$ 6,172,038	\$ (6,420,832)	\$ 2,004,072	\$ 19,282,095	\$ (405,574)	\$ 18,876,522
August 2023	19,282,095	\$ 3,554,368	\$ (4,399,364)	\$ -	18,437,099	\$ (223,151)	18,213,948
September 2023	18,437,099	\$ 3,932,431	\$ (3,197,067)	\$ -	19,172,463	\$ (156,931)	19,015,532
October 2023	19,172,463	\$ 6,060,146	\$ (3,014,742)	\$ -	22,217,867	\$ (46,548)	22,171,319
November 2023	22,217,867	\$ 4,506,895	\$ (2,944,999)	\$ -	23,779,763	\$ (666,167)	23,113,597
December 2023	23,779,763	\$ 5,226,492	\$ (4,027,626)	\$ -	24,978,629	\$ (1,080,709)	23,897,920
January 2024	24,978,629	\$ 5,465,349	\$ (5,916,381)	\$ -	24,527,597	\$ (125,356)	24,402,241
February 2024	24,527,597	\$ 5,038,684	\$ (5,730,213)	\$ -	23,836,068	\$ (307,989)	23,528,079
March 2024	23,836,068	\$ 3,957,512	\$ (6,499,743)	\$ -	21,293,837	\$ (123,284)	21,170,553
April 2024	21,293,837	\$ 7,509,670	\$ (4,482,002)	\$ -	24,321,505	\$ (45,590)	24,275,915
May 2024	24,321,505	\$ 6,183,227	\$ (5,820,874)	\$ -	24,683,859	\$ (395,351)	24,288,508
June 2024	24,683,859	\$ (6,834,518)	\$ (9,089,246)	\$ -	8,760,095	\$ (3,092,095)	5,668,000
Total FY 2024		\$ 50,772,294	\$ (61,543,088)	\$ 2,004,072			
July 2024	\$ 8,760,095	\$ 18,741,703	\$ (8,957,755)	\$ 249,606	\$ 18,793,648	\$ 225,095	\$ 19,018,743
Total Year-to-Date FY 2025		\$ 18,741,703	\$ (8,957,755)	\$ 249,606			

⁽¹⁾ This report reflects the activity of the City's cash accounts, excluding a separate account maintained by the Court, with an assumption of the overnight sweep account balances returned to the checking account.