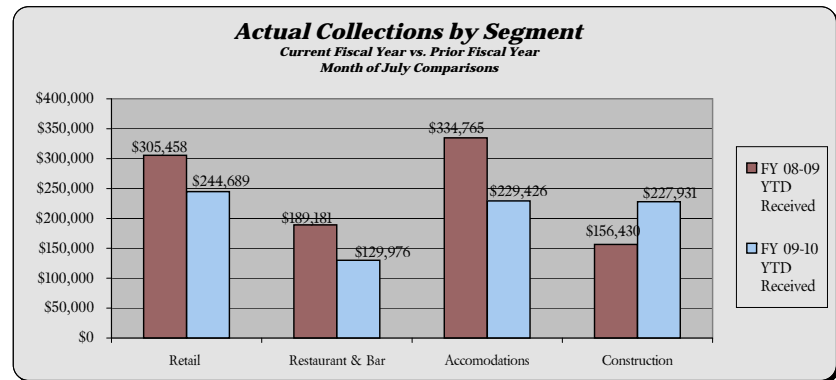
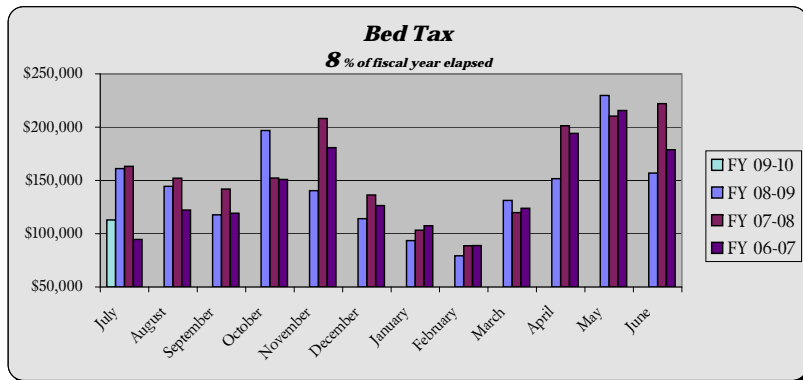
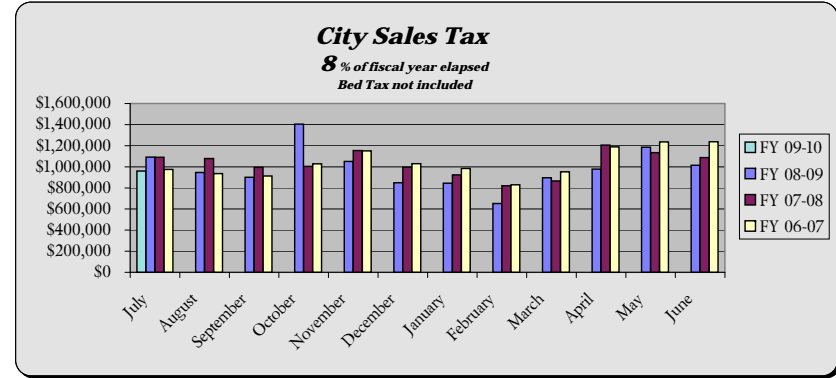
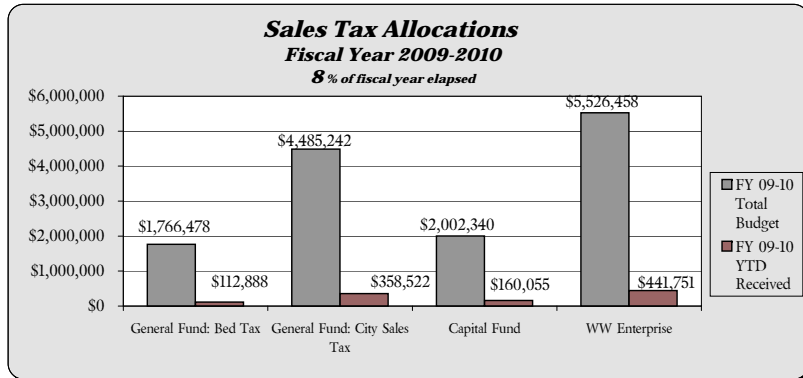


City of Sedona
Sales Tax Worksheet*
July 31, 2009

Month	FY 2000	FY 2001	FY 2002	FY 2003	FY 2004	FY 2005	FY 2006	FY 2007	FY 2008	FY 2009	2010 Budget	2010 Collections	Budget Variance	% Change from 2009	% Change from Budget
July	558,014	896,544	933,022	949,697	987,755	1,021,011	1,181,174	1,069,178	1,253,632	1,252,755	1,174,735	1,073,215	(101,519)	-14.39%	-8.64%
August	787,184	806,622	883,457	812,892	938,115	1,043,646	1,095,421	1,058,491	1,230,340	1,090,523	1,103,949	0	0	-100%	-100%
September	782,152	815,464	861,455	842,239	957,697	972,637	1,049,959	1,032,607	1,137,149	1,017,988	1,045,395	0	0	-100%	-100%
October	793,426	901,601	852,214	948,253	937,372	1,090,521	1,139,917	1,178,952	1,155,616	1,601,792	1,256,373	0	0	-100%	-100%
November	878,793	946,365	980,338	977,970	1,053,186	1,116,598	1,331,960	1,331,215	1,361,830	1,191,160	1,286,310	0	0	-100%	-100%
December	822,282	829,897	769,014	847,479	999,121	944,662	1,074,367	1,156,793	1,132,785	963,540	1,066,731	0	0	-100%	-100%
January	834,171	812,928	799,021	882,138	830,649	918,105	1,052,208	1,092,120	1,026,332	938,932	1,013,517	0	0	-100%	-100%
February	666,656	643,032	662,146	736,372	748,373	739,579	810,751	918,581	909,590	731,583	830,457	0	0	-100%	-100%
March	789,482	748,564	799,602	771,127	859,229	880,416	1,102,828	1,076,654	985,533	1,027,075	1,034,883	0	0	-100%	-100%
April	919,676	881,747	1,035,541	1,087,984	1,147,949	1,153,061	1,316,931	1,383,320	1,406,892	1,130,233	1,290,636	0	0	-100%	-100%
May	1,067,394	997,709	1,094,861	1,084,585	1,167,307	1,214,920	1,371,983	1,452,116	1,345,307	1,414,982	1,378,621	0	0	-100%	-100%
June	1,025,380	1,038,580	980,892	1,060,217	1,155,541	1,182,999	1,370,439	1,415,780	1,309,472	1,172,116	1,298,912	0	0	-100%	-100%
Refund	290,554														
Total	\$10,215,164	\$10,319,052	\$10,651,562	\$11,000,954	\$11,782,294	\$12,278,155	\$13,897,940	\$14,165,807	\$14,254,478	\$13,532,679	\$13,780,518	\$1,073,215	(101,519)		

* Bed tax is included due to reporting inconsistencies by vendors.
 ** The fiscal year is July 1 through June 30.



**ARIZONA DEPARTMENT OF REVENUE
2009-2010**

	% Inc Dec	GENERAL FUND BED TAX	% Inc Dec	GEN. FUND CITY SALES TAX	% Inc Dec	CAPITAL FUND CITY SALES TAX	% Inc Dec	WW FUND CITY SALES TAX	% Inc Dec	TOTAL CITY SALES TAX	Month collected for:
July	-29.92%	\$112,888.02	-12.03%	\$358,522.21	-12.03%	\$160,054.56	-12.03%	\$441,750.58	-14.33%	\$1,073,215.37	June
August	-100%	\$0.00	-100%	\$0.00	-100%	\$0.00	-100%	\$0.00	-100%	\$0.00	July
September	-100%	\$0.00	-100%	\$0.00	-100%	\$0.00	-100%	\$0.00	-100%	\$0.00	August
October	-100%	\$0.00	-100%	\$0.00	-100%	\$0.00	-100%	\$0.00	-100%	\$0.00	September
November	-100%	\$0.00	-100%	\$0.00	-100%	\$0.00	-100%	\$0.00	-100%	\$0.00	October
December	-100%	\$0.00	-100%	\$0.00	-100%	\$0.00	-100%	\$0.00	-100%	\$0.00	November
January	-100%	\$0.00	-100%	\$0.00	-100%	\$0.00	-100%	\$0.00	-100%	\$0.00	December
February	-100%	\$0.00	-100%	\$0.00	-100%	\$0.00	-100%	\$0.00	-100%	\$0.00	January
March	-100%	\$0.00	-100%	\$0.00	-100%	\$0.00	-100%	\$0.00	-100%	\$0.00	February
April	-100%	\$0.00	-100%	\$0.00	-100%	\$0.00	-100%	\$0.00	-100%	\$0.00	March
May	-100%	\$0.00	-100%	\$0.00	-100%	\$0.00	-100%	\$0.00	-100%	\$0.00	April
June	-100%	\$0.00	-100%	\$0.00	-100%	\$0.00	-100%	\$0.00	-100%	\$0.00	May
TOTAL 09-10		\$112,888.02		\$358,522.21		\$160,054.56		\$441,750.58		\$1,073,215.37	
TOTAL 08-09		\$161,091.87		\$407,554.09		\$181,943.79		\$502,164.87		\$1,252,754.62	
DIFFERENCE		(\$48,203.85)		(\$49,031.88)		(\$21,889.23)		(\$60,414.29)		(\$179,539.25)	
% INCR/DECR		-29.92%		-12.03%		-12.03%		-12.03%		-14.33%	

	% Inc Dec	STREETS FUND HURF	% Inc Dec	STREETS FUND LTAF	% Inc Dec	GEN. FUND STATE SALES TAX	% Inc Dec	GEN. FUND INCOME TAX
Jul-09	6.74%	\$85,178.63	-100%	\$0.00	-14.44%	\$67,553.58	-13.76%	\$117,648.43
Aug-09	-100%	\$0.00	-100%	\$0.00	-100%	\$0.00	-100%	\$0.00
Sep-09	-100%	\$0.00	#DIV/0!	\$0.00	-100%	\$0.00	-100%	\$0.00
Oct-09	-100%	\$0.00	#DIV/0!	\$0.00	-100%	\$0.00	-100%	\$0.00
Nov-09	-100%	\$0.00	-100%	\$0.00	-100%	\$0.00	-100%	\$0.00
Dec-09	-100%	\$0.00	-100%	\$0.00	-100%	\$0.00	-100%	\$0.00
Jan-10	-100%	\$0.00	-100%	\$0.00	-100%	\$0.00	-100%	\$0.00
Feb-10	-100%	\$0.00	-100%	\$0.00	-100%	\$0.00	-100%	\$0.00
Mar-10	-100%	\$0.00	-100%	\$0.00	-100%	\$0.00	-100%	\$0.00
Apr-10	-100%	\$0.00	-100%	\$0.00	-100%	\$0.00	-100%	\$0.00
May-10	-100%	\$0.00	#DIV/0!	\$0.00	-100%	\$0.00	-100%	\$0.00
Jun-10	-100%	\$0.00	#DIV/0!	\$0.00	-100%	\$0.00	-100%	\$0.00
TOTAL 09-10		\$85,178.63		\$0.00		\$67,553.58		\$117,648.43
TOTAL 08-09		\$79,803.58		\$8,236.83		\$78,955.22		\$136,420.27
DIFFERENCE		\$5,375.05		(\$8,236.83)		(\$11,401.64)		(\$18,771.84)
% INCR/DECR		6.74%		-100.00%		-14.44%		-13.76%

\$1,343,596.01