

**City of Sedona**

**Sales Tax Worksheet\***

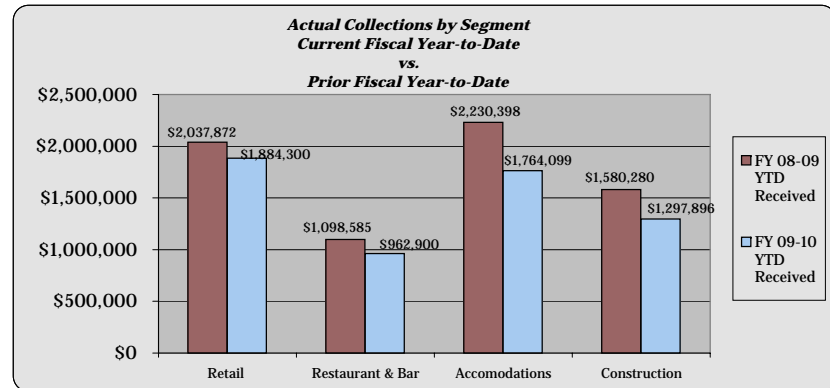
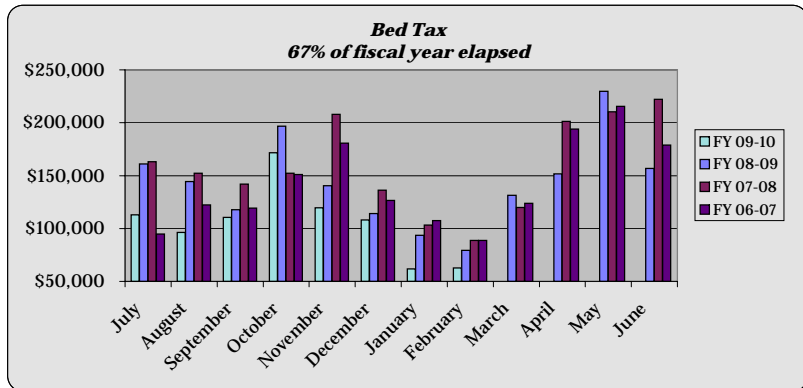
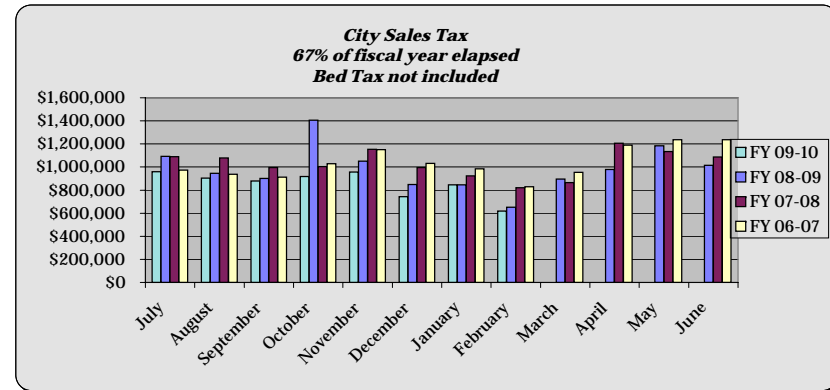
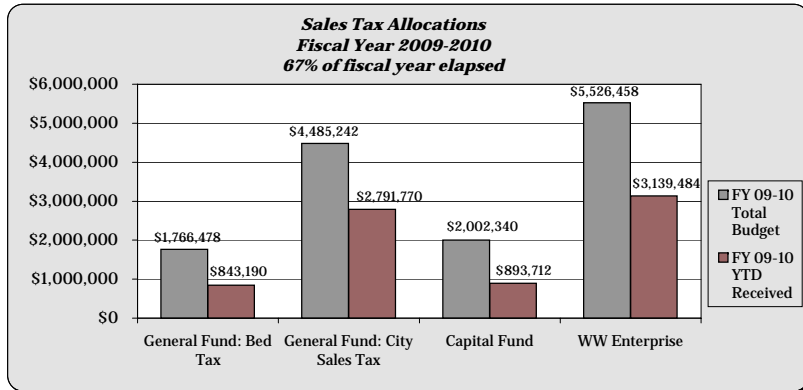
**February 28, 2010**

Month	FY 2000	FY 2001	FY 2002	FY 2003	FY 2004	FY 2005	FY 2006	FY 2007	FY 2008	FY 2009	2010 Budget	2010 Collections	Budget Variance	% Change from 2009	% Change from Budget
<b>July</b>	558,014	896,544	933,022	949,697	987,755	1,021,011	1,181,174	1,069,178	1,253,632	1,252,755	1,174,735	1,073,215	(101,519)	-14.33%	-8.64%
<b>August</b>	787,184	806,622	883,457	812,892	938,115	1,043,646	1,095,421	1,058,491	1,230,340	1,090,523	1,103,949	1,001,376	(102,573)	-8.17%	-9.29%
<b>September</b>	782,152	815,464	861,455	842,239	957,697	972,637	1,049,959	1,032,607	1,137,149	1,017,988	1,045,395	990,181	(55,214)	-2.73%	-5.28%
<b>October</b>	793,426	901,601	852,214	948,253	937,372	1,090,521	1,139,917	1,178,952	1,155,616	1,601,792	1,256,373	1,089,433	(166,940)	-31.99%	-13.29%
<b>November</b>	878,793	946,365	980,338	977,970	1,053,186	1,116,598	1,331,960	1,331,215	1,361,830	1,191,160	1,286,310	1,075,186	(211,124)	-9.74%	-16.41%
<b>December</b>	822,282	829,897	769,014	847,479	999,121	944,662	1,074,367	1,156,793	1,132,785	963,540	1,066,731	851,434	(215,298)	-11.63%	-20.18%
<b>January</b>	834,171	812,928	799,021	882,138	830,649	918,105	1,052,208	1,092,120	1,026,332	938,932	1,013,517	906,327	(107,190)	-3.47%	-10.58%
<b>February</b>	666,656	643,032	662,146	736,372	748,373	739,579	810,751	918,581	909,590	731,583	830,457	681,004	(149,452)	-6.91%	-18.00%
<b>March</b>	789,482	748,564	799,602	771,127	859,229	880,416	1,102,828	1,076,654	985,533	1,027,075	1,034,883	0	0	-100.00%	-100%
<b>April</b>	919,676	881,747	1,035,541	1,087,984	1,147,949	1,153,061	1,316,931	1,383,320	1,406,892	1,130,233	1,290,636	0	0	-100.00%	-100%
<b>May</b>	1,067,394	997,709	1,094,861	1,084,585	1,167,307	1,214,920	1,371,983	1,452,116	1,345,307	1,414,982	1,378,621	0	0	-100.00%	-100%
<b>June</b>	1,025,380	1,038,580	980,892	1,060,217	1,155,541	1,182,999	1,370,439	1,415,780	1,309,472	1,172,116	1,298,912	0	0	-100.00%	-100%
<b>Refund</b>	290,554														
<b>Total</b>	\$10,215,164	\$10,319,052	\$10,651,562	\$11,000,954	\$11,782,294	\$12,278,155	\$13,897,940	\$14,165,807	\$14,254,478	\$13,532,679	\$13,780,518	\$7,668,156	(1,109,310)	-11.12%	-12.71%

cumulative averages

\* Bed tax is included due to reporting inconsistencies by vendors.

\*\* The fiscal year is July 1 through June 30.



**ARIZONA DEPARTMENT OF REVENUE  
2009-2010**

	% Inc/Dec	GENERAL FUND BED TAX	% Inc/Dec	GEN. FUND CITY SALES TAX	% Inc/Dec	CAPITAL FUND CITY SALES TAX	% Inc/Dec	WW FUND CITY SALES TAX	% Inc/Dec	TOTAL SALES TAX	CITY SALES TAX	Month collected for:
July	-29.92%	\$112,888.02	-12.03%	\$358,522.21	-12.03%	\$160,054.56	-12.03%	\$441,750.58	-14.33%	\$1,073,215.37		June
August	-33.44%	\$96,164.69	-4.32%	\$337,945.55	-4.32%	\$150,868.55	-4.32%	\$416,397.20	-8.17%	\$1,001,375.99		July
September	-6.24%	\$110,387.38	-2.27%	\$328,456.15	-2.27%	\$146,632.21	-2.27%	\$404,704.90	-2.73%	\$990,180.64		August
October	-12.90%	\$171,488.23	-34.66%	\$342,699.30	-34.66%	\$152,990.76	-34.66%	\$422,254.50	-31.99%	\$1,089,432.79		September
November	-14.77%	\$119,658.98	-9.06%	\$356,729.99	-9.06%	\$159,254.46	-9.06%	\$439,542.31	-9.74%	\$1,075,185.74		October
December	-5.40%	\$107,967.39	-12.47%	\$277,560.84	-12.47%	\$123,911.09	-12.47%	\$341,994.61	-11.63%	\$851,433.93		November
January	-33.92%	\$61,849.33	44.50%	\$456,017.85	-100%	\$0.00	-0.10%	\$388,459.65	-3.47%	\$906,326.83		December
February	-20.80%	\$62,786.07	37.08%	\$333,837.88	-100%	\$0.00	-5.23%	\$284,380.42	-6.91%	\$681,004.37		January
March	-100%	\$0.00	-100%	\$0.00	-100%	\$0.00	-100%	\$0.00	-100%	\$0.00		February
April	-100%	\$0.00	-100%	\$0.00	-100%	\$0.00	-100%	\$0.00	-100%	\$0.00		March
May	-100%	\$0.00	-100%	\$0.00	-100%	\$0.00	-100%	\$0.00	-100%	\$0.00		April
June	-100%	\$0.00	-100%	\$0.00	-100%	\$0.00	-100%	\$0.00	-100%	\$0.00		May
<b>TOTAL 09-10</b>		<b>\$843,190.09</b>		<b>\$2,791,769.77</b>		<b>\$893,711.63</b>		<b>\$3,139,484.17</b>		<b>\$7,668,155.66</b>		
TOTAL 08-09		\$1,047,573.99		\$2,889,860.91		\$1,290,116.46		\$3,560,721.48		\$8,788,272.84		
<b>DIFFERENCE</b>		<b>(\$204,383.90)</b>		<b>(\$98,091.14)</b>		<b>(\$396,404.83)</b>		<b>(\$421,237.31)</b>		<b>(\$1,120,117.18)</b>		
<b>% INCR/DECR</b>		<b>-19.51%</b>		<b>-3.39%</b>		<b>-30.73%</b>		<b>-11.83%</b>		<b>-12.75%</b>		

	% Inc Dec	STREETS FUND HURF	% Inc Dec	STREETS FUND LTAF	% Inc Dec	GEN. FUND STATE SALES TAX	% Inc Dec	GEN. FUND INCOME TAX
Jul-09	6.74%	\$85,178.63	-51.83%	\$3,967.40	-14.47%	\$67,533.58	-13.76%	\$117,648.43
Aug-09	7.47%	\$80,770.89	-39.38%	\$4,956.28	-14.75%	\$64,269.88	-13.79%	\$117,648.43
Sep-09	-0.59%	\$80,077.80	0.00%	\$4,372.01	-15.01%	\$65,351.02	-13.76%	\$117,648.43
Oct-09	5.73%	\$72,722.51	0.00%	\$4,398.97	-15.06%	\$63,658.28	-13.76%	\$117,653.12
Nov-09	0.09%	\$67,018.01	-1.59%	\$4,665.76	-8.77%	\$64,518.27	-13.76%	\$117,653.11
Dec-09	-1.23%	\$64,609.89	-11.76%	\$5,100.14	-5.29%	\$66,429.78	-13.76%	\$117,653.11
Jan-10	-0.10%	\$70,479.93	-100%	\$0.00	-4.41%	\$78,665.40	-13.76%	\$117,653.11
Feb-10	-10.08%	\$66,170.10	-100%	\$0.00	-5%	\$61,546.19	-13.76%	\$117,653.11
Mar-10	-100%	\$0.00	-100%	\$0.00	-100%	\$0.00	-100%	\$0.00
Apr-10	-100%	\$0.00	-100%	\$0.00	-100%	\$0.00	-100%	\$0.00
May-10	-100%	\$0.00	-100%	\$0.00	-100%	\$0.00	-100%	\$0.00
Jun-10	-100%	\$0.00	-100%	\$0.00	-100%	\$0.00	-100%	\$0.00
<b>TOTAL 09-10</b>		<b>\$587,027.76</b>		<b>\$27,460.56</b>		<b>\$531,972.40</b>		<b>\$941,210.85</b>
TOTAL 08-09		\$580,794.95		\$38,176.07		\$594,063.59		\$1,091,407.17
<b>DIFFERENCE</b>		<b>\$6,232.81</b>		<b>(\$10,715.51)</b>		<b>(\$62,091.19)</b>		<b>(\$150,196.32)</b>
<b>% INCR/DECR</b>		<b>1.07%</b>		<b>-28.07%</b>		<b>-10.45%</b>		<b>-13.76%</b>

Effective January 2010 the Capital Sales Tax allocation will remain in the General Fund.

Effective February 2010, the State of Arizona will not make LTAF Distributions due to budgetary constraints.

**\$9,755,827.23**